

# Getting Started Guide: Member Portal

Your Member Portal within the Superior Vision web site was developed with feedback from valued members like you, and affords quick access to your vision benefits.

## Logging In

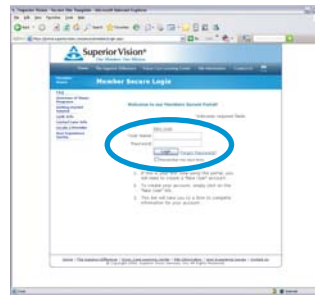
You can access the Member Portal by visiting our web site at [www.superiorvision.com](http://www.superiorvision.com).



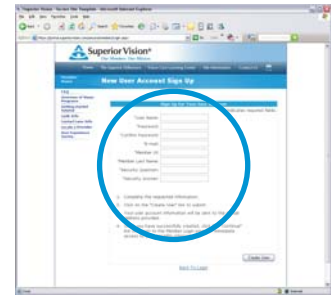
From the Main Home Page, select the "Members & Future Members" link



From the Member Home Page, click the "Secure Login" button.



Enter your login information. Members can create a web user account by selecting the "New User" link above the login box.



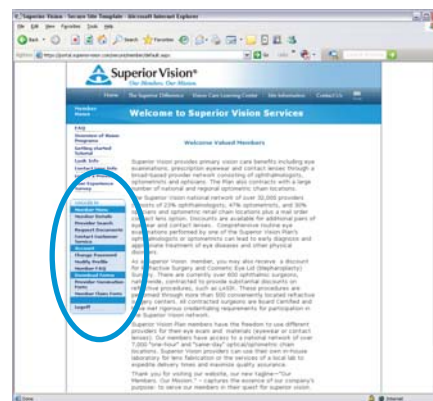
The New User Account screen will let you create your login and password for the secure area of the site, and return you to the login screen, so you may immediately access your account.

**PLEASE NOTE:** To further protect your privacy, our new site security protocols require *all members, including returning members that used our previous web site*, to create a New User account in order to access the secure member portal. Member account information is shared by all covered family dependents; family members may log in as the primary member.

## Key Functions

Within the secure area, you will have access to key functions for using your benefits:

- Locate a Provider
- View Your Benefits Coverage
- Request and Print ID Cards
- Manage Your Web User Account
- Download Forms
- Contact Customer Service



**Customer Service: (800) 507-3800**

Mon-Fri: 7 am - 8 pm CST

Sat: 10 am - 3 pm CST

For suggestions or questions regarding the web site, please email us at [webmaster@superiorvision.com](mailto:webmaster@superiorvision.com).