

# CULTIVATING LEARNING AND SAFE ENVIRONMENTS

An Empirical Study of Prevalence and Perceptions  
of Sexual Harassment, Stalking, Dating/Domestic  
Abuse and Violence, and Unwanted Sexual  
Contact

The University of Texas at Dallas

Spring 2017



Page was intentionally left blank

# Table of Contents

## 1. Introduction

**05**

Introduction

**07**

Acknowledgements

**09**

Executive Summary

---

## 2. Findings

**27**

Findings

**28**

Demographics

**30**

More Demographics

**32**

Prevalence of Sexual Harassment, Stalking, Dating/Domestic Abuse and Violence, and Unwanted Sexual Contact

**34**

Prevalence of Victimization: Faculty/Staff-Perpetrated Sexual Harassment

**36**

More About Faculty/Staff Sexual Harassment Perpetration

**38**

Prevalence of Victimization: Student-Perpetrated Sexual Harassment and Perpetration Information

**40**

Prevalence of Victimization: Stalking and Perpetration Information

**42**

Prevalence of Victimization: Dating/Domestic Abuse and Violence

**44**

More About Dating/Domestic Abuse and Violence: Cyber Abuse and Psychological Abuse

**46**

More About Dating/Domestic Abuse and Violence: Physical Violence

**48**

Prevalence of Victimization: Unwanted Sexual Contact

**50**

More About Unwanted Sexual Contact Perpetration

**52**

Disclosing After Victimization

**54**

Victims' Reports of Impact on Daily Life

**56**

Alcohol and Drug Use at Time of Victimization

**58**

Students' Health and Well Being

**60**

Students' Perceptions of Safety at the Institution

**62**

Students' Perceptions of Institutional Response

---

## 3. Current Programs

**65**

Current Programs

---

## 4. Next Steps

**73**

Next Steps

---

## 5. Additional Information

**79**

Additional Information

**81**

Appendix A: Prevalence Tables

**85**

Appendix B: Establishing Prevalence

Page was intentionally left blank

# 1.

## Introduction

Page was intentionally left blank

# Acknowledgements from the Research Team-Institute on Domestic Violence & Sexual Assault (IDVSA)

The successful launch and timely completion of the *Cultivating Learning and Safe Environments* (CLASE) Survey at The University of Texas at Dallas is due in large part to the collective effort and dedication of many individuals. The CLASE survey is part of the larger empirical CLASE study of prevalence and perpetration of five forms of violence and misconduct including sexual harassment by faculty/staff, sexual harassment by students, stalking, dating/domestic abuse and violence, and unwanted sexual contact across 13 institutions in The University of Texas System. The research also includes focused analysis with professionals at rotating campuses and an innovative multi-year cohort study to assess impact and program outcomes at The University of Texas at Austin.

First, the research team and the university community owe an immense debt of gratitude to all student participants. We understand more about our students' lives because they took the time to complete this survey. We are particularly grateful to the survivors of sexual harassment, stalking, dating/domestic abuse and violence, and unwanted sexual contact. Survivors' contributions were especially critical to move program and response policies forward so our hope is that the findings are reflective of their experiences.

Chancellor William McRaven is a transformative leader. With the support of the UT Board of Regents, the Chancellor's vision has been to recognize all forms of violence that our students experience and implement strategies toward pioneering solutions. It has been a privilege to be a part of this noble charge.

We want to thank and extend our gratitude to former President Ad Interim Hobson Wildenthal and current UT Dallas President Richard Benson, for engaging students and the campus community in the deepest understanding and strategies of these issues to ensure the safety and academic achievement of all students. Their leadership is commendable.

We would like to extend our heartfelt thanks to Dr. Wanda Mercer, associate vice chancellor for student affairs at the UT System Office of Academic Affairs. Dr. Mercer was our on-the-ground leader, expertly assisting this team through the labyrinth of institutions of higher education. Undoubtedly, the CLASE project would have been unachievable without Dr. Mercer's aptitude and commitment.

Our gratitude and appreciation goes out to UT Dallas CLASE Stakeholder Group Co-Chairs Associate Vice President and Dean of Students Amanda Smith and Director Kacey Sebeniecher with fellow members Vice President Gene Fitch, Academic

# Acknowledgements from the Research Team-Institute on Domestic Violence & Sexual Assault (IDVSA)

Advisor Natalie Anderson, Director Paula Austell, EEO Specialist Nancy Bowles, Counseling Specialist Sharon Bowles, Sergeant Misty Boyd, Joseph Campaign, Student Government vice president; Director Brandy Davis, Director Lauren Decillis, Assistant Vice President James Dockery, Director M. Heather Dragoo, Director Naomi Emmett, Communications Manager Kim Horner, Assistant Director Matthew Johns, Lieutenant Ken MacKenzie, Assistant Athletic Director Angela Marin, Director Marco Mendoza, Akshitha Padigela, Student Government president; Athletic Director Bill Pettit, Director Catherine Pickrel, Professor Tim Redman, Assistant Director Narcely Ruiz, University Attorney Tim Shaw, Compliance Assurance Specialist Darren Smith, Associate Dean Laura Smith, Assistant Chief Brent Tourangeau, Assistant Vice President Ryan White, Director Katherine Morales, and Chief Larry Zacharias for their commitment and tireless energy developing recruitment and promotional efforts that led to a successful fall survey launch.

Chris Kaiser, director of public policy for the Texas Association Against Sexual Assault (TAASA) and Aaron Setliff, director of public policy for the Texas Council on Family Violence (TCFV) receive our immense gratitude for their superb legal prowess and guidance.

For the past two years, we have deepened our strong relationship with UT System Office of the Director of Police under the leadership of Director Mike Heidingsfield. Thank you for putting police efforts at the center of prevention and change efforts on our campuses.

We wish to thank Lope Gutierrez-Ruiz, Michelle Benaim Steiner, and the team at In-House International for their incredible creative work on this report. Hundreds of hours went into these reports, and we owe them a great debt for their commitment to illustrate these important data with such care.

We wish to give a big shout out to all the energetic and passionate students who helped with recruitment, pilot pre-testing, and survey promotion through social media.

IDVSA graduate research assistants Michelle “Chelly” Calandra and McKenna Talley worked tirelessly to develop this report.

We have stood on the broad shoulders of a large community of sexual assault and violence researchers and colleagues that willingly shared their survey tools and consulted with us. We are deeply appreciative for their commitment and generosity.



## Introduction

---

*If we want to change our campus culture, then we have to be open and honest about our students' experiences, no matter how uncomfortable it is. Our UT System institutions have numerous, effective programs to serve victims of sexual assault and misconduct, yet we can and must do better because even one incident is too many. These findings provide specific data to more deeply understand our students' experiences, and address the problem.*

William H. McRaven  
Chancellor, The University of Texas System

The *Cultivating Learning and Safe Environments* (CLASE) (pronounced 'class') project is a research study about The University of Texas System students' experiences with sexual harassment, stalking, dating/domestic abuse and violence, and unwanted sexual contact.<sup>1</sup> The CLASE project was implemented to better understand students' experiences and perceptions of these acts with the goal to increase student safety. Findings will inform institution-specific efforts that address victimization and perpetration risks across the University of Texas (UT) System.<sup>2</sup> This document presents the web-based findings for UT Dallas summarizes existing institutional direct programs that serve students, and reports strategic next steps. Enrolled

undergraduate and graduate students were randomly selected to participate in the study.

Students anonymously and voluntarily answered questions using a web-based platform in three broad areas: health and well-being, general perceptions about the institution's response to addressing four areas protected under Title IX legislation (sexual harassment, stalking, dating/domestic abuse and violence, and unwanted sexual contact), and if they had personal experience with any of these since their enrollment at a UT System institution. At UT Dallas, 2,226 students participated. The response rate was 10.5%

Sexual harassment, stalking, dating/domestic abuse and violence, and unwanted sexual contact are pervasive societal issues. Research indicates that college-aged students may be at particular risk for victimization, and institutions of higher education (IHEs) have a moral and legal responsibility to implement strategies that minimize risks for their students. The UT System and its institutional leaders have set the goal to do just that—further understand, address, and work to eliminate these acts by continuing to dedicate and commit significant institutional efforts and resources. It is equally important to recognize that these issues are not unique to IHEs, but are social problems that should be viewed in the larger societal context.

## Race/Ethnicity —

The UT System is uniquely positioned to further contribute to the understanding of the impact these forms of violence have on racially and ethnically diverse student populations, particularly Hispanic and Latino/a students. Findings do not explore the intersectionality of race/ethnicity and sexual harassment, stalking, dating/domestic abuse and violence, and unwanted sexual contact. The CLASE project will work toward these aims in the future.

## Complex accountability for institutions of higher education —

In recent years, universities nationwide have been grappling with how to identify and respond to victims and hold perpetrators accountable. However, in university settings, striking the balance of justice for victims and accountability of the alleged offenders is more complex, particularly when the offender has been identified as another student. University actors have a duty to uphold the liberties of all their students (victims and alleged offenders). University actors also have a duty to address the needs of all their students in a system where there are both Title IX and criminal justice process reporting options. Research indicates formal reporting is incredibly complex for victims, because it is most likely that the victim and alleged offender know, have known, or are related to each other.

Nationally, university actors need more support and resources dedicated to the implementation of disciplinary processes, police investigations, an advanced understanding of Title IX legislation and processes, and student support services.<sup>3</sup> This research seeks to contribute to UT System institutions' understanding of these issues.



## Title IX Forms of Violence

Title IX is the Education Amendment of 1972 that states, “No person in the United States shall, on the basis of sex, be excluded from participation in, be denied the benefits of, or be subjected to discrimination under any education program or activity receiving Federal financial assistance.”<sup>4</sup>

Some forms of violence are prohibited types of sex discrimination under Title IX. These forms of violence include sexual harassment, stalking, dating/domestic violence, and sexual assault.

This report uses the term “unwanted sexual contact” to include unwanted sexual touching, attempted rape, and rape. These particular forms of violence are often referred to as “sexual assault” within the context of federal and state statutes.

## Report Organization

This report is organized into five major sections.

**Part 1: Introduction** gives background information about the CLASE project, including its methodology;

**Part 2: Findings** include 18 infographics illustrating the prevalence rates, related impact, and students' perceptions of institutional response;

**Part 3: Current Programs** summarizes the current institutional efforts to address sexual harassment,



## Why Use CLASE Statistics?

There are several reasons why the findings in this report and statistics from other studies may differ. Definitions of victimization vary; the CLASE project uses behaviorally-specific definitions focused on unwanted, nonconsensual behaviors. Behaviorally specific definitions result in more accurate reports of victimization than asking a person if they were sexually harassed, stalked, abused, or sexually assaulted.

Second, the study's scope is limited to the issues protected under Title IX and queries students about their experiences since enrollment at a UT System institution.

Finally, prevalence data are not limited to formal reports to institutional services such as campus police or health centers. Research indicates that the topics under study are among the most underreported crimes in the United States. In Texas, only nine percent of adult sexual assault victims reported their victimization to law enforcement.<sup>5</sup>

What we have produced is a current, representative, and UT System Institutions-specific study of the prevalence of forms of violence under Title IX.

stalking, dating/domestic abuse and violence, and unwanted sexual contact;

**Part 4: Next Steps** describes initiatives, strategic actions, and priorities; and

**Part 5: Additional Information** includes appendices that provide supplemental data and findings.



## Clery Statistics<sup>6</sup>

The Clery Act is a federal statute that requires both private and public IHEs that participate in federal financial aid programs to disclose information about crime on and around their campuses in an Annual Security Report (ASR). The Department of Education defines what crimes are reported in the ASR, which include several non-sexual misconduct related crimes and also the sexual misconduct related crimes of (1) dating violence, (2) domestic violence, (3) sexual assault (rape, fondling, incest, statutory rape), and (4) stalking.

In addition to the sexual misconduct crimes reported under Clery, the CLASE report also addresses: (1) sexual harassment (sexist gender harassment, crude sexual harassment, unwanted sexual attention harassment, sexual coercion harassment) and (2) cyber abuse and psychological abuse in the dating/domestic violence context. Under Clery, a crime is “reported” when it is brought to the attention of a campus security authority (CSA), the institution’s police department or campus safety office, or local law enforcement personnel by a victim, witness, other third party or even the offender. Reports can be made by anyone, including non-affiliates of the institution. As not all crimes are reported to a CSA, the institution is limited to reporting in the ASR only those crimes of which it is made aware.

The institution is also limited to reporting in the ASR offenses that occur (1) on campus, (2) on public property within or immediately adjacent to the campus; and (3) in or on non-campus buildings or property that the institution owns or controls. The CLASE report does not have geographic limits and it does not focus on formal reports to the institution, rather its focus is on students’ experiences.

## Impetus for Leadership-Driven Policy Efforts

The UT System and its institutions recognize that sexual harassment, stalking, dating/domestic abuse and violence, and unwanted sexual contact deeply affect students' abilities to learn, grow, thrive, and achieve their educational goals while attending college. The UT System, as a leader in the State of Texas and the nation, strives to understand, address, and reduce these forms of violence across its institutions with the goal to eventually eliminate them. In May 2015, at the initiative of Chancellor William H. McRaven and with the full support of the UT System Board of Regents, researchers at the Institute on Domestic Violence & Sexual Assault (IDVSA) at the School of Social Work at The University of Texas at Austin developed and implemented the four-year CLASE research study. The CLASE project was funded by The University of Texas System Board of Regents.

Federal legislation, mandatory legal regulations, and the creation of the White House Task Force to Protect Students from Sexual Assault also brought these issues to the public's attention. The Task Force's first report, *Not Alone*,<sup>7</sup> identified priority areas for research, including the critical role of benchmarking surveys to assess efforts that build on knowledge and improve prevention and intervention undertakings. IDVSA researchers have been a part of all these efforts.

See [www.utsystem.edu/CLASE](http://www.utsystem.edu/CLASE) for a full description of the CLASE Project.

## Literature Review

The four issues under study are briefly outlined particularly in the context of higher education.

### Sexual harassment —

Sexual harassment is defined as “unwelcome sexual advances, requests for sexual favors, and other verbal or physical harassment of a sexual nature when such conduct has the purpose or effect of unreasonably interfering with an individual's academic or work performance or creating a hostile environment”.<sup>8,9</sup> In this report, we include gender harassment (unwanted sexist behavior) within sexual harassment since Title IX protection extends to students who experience gender harassment or sexual harassment.<sup>10</sup> Sexual harassment of students at IHEs is well-documented in the literature and continues to be affirmed by the recent results of campus climate surveys across the United States.

Recent campus climate surveys have found rates of faculty/staff-perpetrated sexual harassment ranging from 21% to 38% with variation in victimization rates among students of different genders and classifications in school.<sup>11,12</sup> Rates of student-perpetrated sexual harassment have ranged from 39% to 64.5%, with similar variation (See Appendix A, Table 1).<sup>13,14</sup> While undergraduate students indicate higher rates of sexual harassment perpetrated by their peers than do graduate and professional students, graduate and professional students indicate higher rates of sexual harassment perpetrated by a faculty or staff member than do undergraduate students. The difference in perpetration details and school classification may occur due to a greater amount of interaction with faculty and staff in graduate and

professional programs, as well as the inherent nature of power differentials in student-teacher relationships.<sup>15,16</sup> Gaps may also be reflected in the information available about undergraduate prevalence rates of sexual harassment perpetrated by faculty or staff.

However, methodological and measurement approaches across national studies make exact comparisons about these issues difficult. Appendix A provides a summary of two other national studies for contrast and methodological differences are noted.

### **Stalking —**

Stalking is defined as the “persistent [use of] threatening or harassing tactics” that are unwanted and fear-inducing, such as being followed, spied on, or sent repeated unwanted messages.<sup>17</sup> Recent research at IHEs found that stalking prevalence rates range from 2.9% to 26%, with higher rates typically experienced by undergraduates and female students.<sup>18-21</sup> CLASE stalking prevalence rates are comparable to prevalence rates across US institutions Appendix A provides additional comparison data.

### **Dating/domestic abuse and violence —**

The Department of Justice (DOJ) defines dating/domestic abuse and violence “as a pattern of abusive behavior”<sup>22</sup> committed “by the victim’s current or former spouse, current or former cohabitant, or person similarly situated under domestic or family violence law;” partners in a non-marital romantic or intimate relationship are also included.<sup>23</sup> Prevalence rates vary across studies due, in part, to diverse methodological practices. Recent research at IHEs indicated that students experience dating/domestic violence at rates of 4.9% to 11.5%.<sup>24-28</sup> The CLASE study included psychological abuse, cyber abuse, and physical violence

victimization as measures of dating and dating/domestic violence. Methodological and measurement approaches across national studies make exact comparisons across prevalence rates difficult.

The high rates of disclosure among men are surprising, although not without precedent; several studies indicate that male and female college students report experiencing dating/domestic abuse and violence at similar rates. What is also known is that the consequences or impact of this abuse and violence is often greater for women, who are more likely to experience emotional consequences and severe injuries. For example, in the CLASE study, women reported higher rates of injuries that needed medical treatment, problems with school, and serious emotional difficulties. Women’s violence also tends to be a protective behavior used in response to violence initiated by an abusive, intimate partner; a strong predictor of women’s violence is men’s violence against them.<sup>29,30</sup> The inability to measure the intent, including self-defense and coercive control as describe above, are limitations of behaviorally-specific measures.

Yet, men’s dating/domestic abuse and violence rates are concerning. Findings indicate that both male and female students are harming one another at troubling rates during the particularly important young-adulthood developmental stage. No physical violence perpetrated against anyone is tolerable. Societal pressures and expectations may also mean that women face fewer social barriers to reporting than do men. This research area needs further investigation to fully appreciate the findings and develop programs and services that respond to all students’ needs.



## Unwanted sexual contact —

Unwanted sexual contact is defined as sexual activity that occurs without consent.<sup>31</sup> Title IX legislation defines sexual violence as any “physical sexual act perpetrated against a person’s will or where a person is incapable of giving consent (e.g., due to the student’s age or use of drugs or alcohol, or because an intellectual or other disability prevents the student from having the capacity to give consent).”<sup>32</sup> Prevalence rates of unwanted sexual contact in the CLASE study are comparable to rates at other IHEs nationwide. Rates of unwanted sexual contact vary widely by gender and classification. In several recent studies, rates of unwanted sexual contact victimization among undergraduate females ranged from 21% to 31%, while rates among graduate males ranged from 1.1% to 5%.<sup>33-38</sup> Unwanted sexual contact prevalence rates at UT System institutions are similar to rates at other IHEs.

## Comparing national prevalence rates —

Methodological and measurement approaches across national studies make exact comparisons about these issues difficult. Appendix A provides a summary of two national studies for contrast and methodological differences are noted.

## Methodology

The CLASE project aimed to better understand students’ experiences of sexual harassment, stalking, dating/domestic abuse and violence, and unwanted sexual contact and enhance existing programs and services for students. The CLASE project is an innovative and comprehensive study about the issues protected under Title IX legislation and their impact on students’ physical, mental, and financial lives. Its

revolutionary aspects are marked by the diversity of institutions involved, the multidisciplinary group of stakeholders engaged, the scientific rigor of the methodology, and the use of findings to inform institutional practice and policies for immediate and innovative change.

The larger CLASE project consists of three parts: 1) a web-based survey, 2) an in-depth empirical investigation phased in with all institutions across four years, and 3) a four-year cohort study at UT Austin. Only the web-based survey findings of prevalence and perceptions are reported in this document. Data collection is ongoing in Parts 2 and 3 mentioned above and new reports will be produced once additional UT System institutions have participated in an in-depth empirical investigation and the cohort study.

## Guiding research questions —

Three research questions guided the CLASE survey.

1. What is the prevalence and rate of sexual harassment, stalking, dating/domestic abuse and violence, and unwanted sexual contact of students since their enrollment at a UT System institution?
2. What are the students’ perceptions of institutional responses to these issues?
3. How do UT System institutions use findings to enhance existing programs and services and identify next steps?

## Survey instrument development, confidentiality, and Institutional Review Board (IRB) process —

The web-based survey contained 20 modules that in-

FOUR GENERAL TERMS TO DESCRIBE ISSUES UNDER STUDY	AREAS OF BEHAVIORS/ EXPERIENCES THAT THE INSTRUMENT ASKED PARTICIPANTS ABOUT
<b>Faculty/Staff-Perpetrated Sexual Harassment</b>	<ol style="list-style-type: none"> <li>1. Sexist Hostility/Sexist Gender Harassment</li> <li>2. Sexual Hostility/Crude Gender Harassment</li> <li>3. Unwanted Sexual Attention</li> <li>4. Sexual Coercion</li> </ol>
<b>Student-Perpetrated Sexual Harassment<sup>39</sup></b>	<ol style="list-style-type: none"> <li>1. Sexist Hostility/Sexist Gender Harassment</li> <li>2. Sexual Hostility/Crude Gender Harassment</li> <li>3. Unwanted Sexual Attention</li> <li>4. Sexual Harassment Via Electronic Communication</li> </ol>
<b>Stalking<sup>40</sup></b>	<ol style="list-style-type: none"> <li>1. Stalking</li> </ol>
<b>Dating/Domestic Abuse and Violence</b>	<ol style="list-style-type: none"> <li>1. Cyber Abuse</li> <li>2. Psychological Abuse</li> <li>3. Physical Violence</li> </ol>
<b>Unwanted Sexual Contact</b>	<ol style="list-style-type: none"> <li>1. Unwanted Sexual Touching</li> <li>2. Attempted Rape</li> <li>3. Rape</li> </ol>

For the complete copy of the CLASE web-based survey see the *Research Methods Report*

cluded questions about general demographics, health and well-being, alcohol consumption, perceptions of safety, and several other areas. Students were also asked behaviorally-specific questions about their experiences in the four areas protected under Title IX (sexual harassment, stalking, dating/domestic abuse and violence, and unwanted sexual contact) since their enrollment as a student at the institution.

A random sample was selected of all currently enrolled, eligible students. The sample size was based

on criteria that ensured adequate power to accurately assess the prevalence of issues protected under Title IX legislation and to accommodate three survey versions. Students ages 18 or older voluntarily and anonymously participated and the survey was structured to protect their confidentiality and privacy. All data were kept on a secure server. The IRB at UT Austin reviewed and approved this project (IRB approval No. 2015-09-0110) and served as the IRB of record.

### Interpreting percentages and the number of survey participants —

Research reports that present findings as percentages often include the overall number of participants to provide more context for the reader. For example, “18% of students experience sexual assault” might be more useful if the overall number of students at the institution is also included when reporting the percentage. In the infographic reports, several factors led to the decision to be parsimonious so that they contain only percentages. The overall population of students and number of survey participants are known and reported in the report’s demographics section. Also, the number of participants for each question and all other relevant data are provided to any interested reader in the “Research Methods Report” and available on the project website: [www.utsystem.edu/CLASE](http://www.utsystem.edu/CLASE).

More importantly, the research team employed the most rigorous and scientific methods available in survey research, as explained in the Research Methods Report. The margins of error were calculated and reported for all percentages and reliability tests were performed on the instruments. Both strategies add confidence to the reported findings.

The CLASE findings are relevant to all students since their enrollment at UT Dallas, not just those students participating in the study.

### **Victimization questions —**

The CLASE survey was designed to be consistent with the highest standards of scientific rigor and professional best practices in the field. Administrator Researcher Campus Climate Collaborative (ARC3)<sup>41</sup> and Campus Attitudes Towards Safety (CATS)<sup>42</sup> served as the primary web-based survey tools. Both measurements are well-known and broadly referenced. Reliability and validity tests were performed for their use in UT academic institution settings. To increase consistency in participants' understandings of the meaning of each question, the survey instruments consist of behaviorally-specific questions. The table below outlines the behaviors measured in the survey. The CLASE tool is outlined on page 15.

*For the complete copy of the CLASE web-based survey see the Research Methods Report.*

### **Institutional stakeholder group collaborations —**

The CLASE project was implemented with the involvement of an Institutional Stakeholder Group at every institution. The Institutional Stakeholder Group included representatives from the administration, faculty, staff, and students. The stakeholder group members had the opportunity to provide input and discuss findings. These multidisciplinary partnerships strengthened the project process and outcomes, and were reflective of the project's value to be inclusive and culturally grounded.

### **How was prevalence estimated? —**

Criminal justice experts were engaged to define the victimization survey questions that met Title IX legislation violations. Prevalence was defined by the proportion of students enrolled in the UT System who had experienced sexual harassment, stalking, dating/domestic abuse and violence, or unwanted sexual contact victimization since enrollment at a current institution. Sexual harassment, stalking, dating/domestic abuse and violence, and unwanted sexual contact are all violations under Title IX legislation.

*See Appendix B and the Research Methods Report for a detailed summary of the study methodology.*

### **Identifying and addressing study limitations —**

The study had several limitations. Voluntary surveys may have the potential to reflect response bias because some participants may have answered survey questions either inaccurately or untruthfully due to a misunderstanding or to be socially desirable. In addition, some may assume that students with the experience of victimization are more drawn to this type of study. Three strategies were used to minimize overestimation of victimization. First, the study was not advertised as a study about victimization. Second, weighting strategies were used so that the findings were reflective of the student population by gender, race/ethnicity, and school classification at the institution. Third, margins of error were also calculated to reflect relative confidence in the findings.



## **Behaviorally-specific questions —**

Advances in social science have improved the ability to measure victimization over the last decade. Behaviorally-specific questions on surveys more accurately capture participants' experiences. For example, in the CLASE survey, unwanted sexual contact included unwanted touching, attempted rape, and rape. Students were asked to consider the definition of rape as "since enrollment someone put their penis, fingers, or other objects into my vagina [or butt] without my consent." Attempted rape was defined as "even though it didn't happen, someone TRIED to have oral, anal, or [vaginal] sex with me without my consent."

## **Snapshot vs. cumulative view —**

Survey research has other limitations. A survey is a snapshot that provides a relatively simplified picture of the issue under study. In the CLASE study, the findings may miss two important aspects about students' lives. First, the findings do not necessarily fully account for the context or impact of these issues in a student's life. Second, a single survey is not able to fully assess how these issues evolve over time, so a lifetime measure might be considered more accurate. For example, a freshman enrolled at a UT System institution who did not report being victimized during her or his first year may experience a victimization by graduation. These issues are being mitigated. First, during the CLASE study, all UT institutions will repeat the web-based survey to more fully understand the cumulative nature of these issues on students' lives. Second, over the CLASE project, institutions are iteratively involved with in-depth qualitative data collection efforts that will fill in the gaps that may be left unexplored by survey methodology.

## **A look toward the future —**

Prevalence across categories may rise in the future. Although counterintuitive, the upsurge should be considered a signal that the institutional strategies (described in Part 4) are having a positive effect, not that incidents are increasing. Better scientific methods for measuring student experiences, the willingness for students to identify their victimization experiences, and students' increased trust in their institutional reporting systems are also likely explanations for expected increased prevalence rates. As the issues protected under Title IX legislation are prioritized, the barriers toward students' success are removed and students' educational success is more obtainable.

## **External review —**

An external review was used to evaluate the project's integrity and its scientific rigor. The reviewers were provided draft reports with findings, a detailed methodological report, the data set, copies of the survey, and scoring procedures. The reviewers were asked to answer: a) whether the study met scientific standards, b) whether the findings were consistent with the methods, and c) whether the study answered critical questions for institutions of higher education. The external reviewers concluded that the CLASE study employed accepted practices for this type of study, met high scientific standards of methodological rigor, and that the analysis was consistent with the findings presented in the reports.

*See the External Review Report for additional information.*

## Key Findings

---

The following reflects web-based survey findings of students' experiences since their enrollment at UT Dallas.

### Sexual Harassment

- Thirteen percent of students reported experiencing faculty/staff-perpetrated sexist gender harassment.
- Twenty-three percent of students reported experiencing student-perpetrated sexual harassment.

### Stalking

- Twelve percent of students reported having experienced stalking since enrollment.
- Eighteen percent of female undergraduate students reported having experienced stalking.

### Dating/domestic abuse and violence

- Eight percent of students who had been in a dating or marital relationship while at UT Dallas reported having experienced psychological abuse.
- Eight percent of students who had been in a dating or marital relationship while at UT Dallas reported having experienced physical violence.

### Unwanted Sexual Contact

- Nine percent of students reported experiencing unwanted sexual touching.
- Four percent of students reported having experienced rape.

### Vulnerable groups

It is well documented that LGBTQ+ students are victimized at a rate disproportionate to their population size. While they make up a minority of the student body, they constitute a significant percentage

of students who report having experienced victimization. These students' relatively high victimization rates were strongly indicated in the CLASE study in scientific and practical ways; findings from the CLASE aggregate research, focus group findings, and direct practice with students provide strong evidence about their high disproportionality with regard to victimization. Programmatic and educational gaps for these communities, as well as remedies to strengthen their inclusion and attend to the unique needs of LGBTQ+ victims will be addressed by UT Dallas in current actions and next steps.

### Quick summary of other factors: alcohol involvement, perpetrators, and location

- Fifty-four percent of unwanted sexual contact victims and 75% of unwanted sexual contact perpetrators used alcohol or drugs at the time of victimization.
- Most incidents of dating/domestic abuse and violence and unwanted sexual contact occurred off campus. For example, 62% of physical violence incidents occurred off-campus.
- Forty-four percent of perpetrators of physical violence and 35% of perpetrators of unwanted sexual contact were identified as students at UT Dallas.
- Forty-nine percent of unwanted sexual contact victims had a close relationship with the perpetrator and 42% were acquaintances.

### Disclosure

Twenty-five percent of victims of sexual harassment, stalking, dating/domestic abuse and violence, or unwanted sexual contact disclosed the incident(s) to someone prior to taking the survey. Seventy-five percent of victims did not disclose to someone prior to taking the survey.

## Students' perceptions of institutional response

- Many victims and non-victims alike (92%) reported feeling safe on campus at UT Dallas.
- Many victims (85%) and non-victims (87%) reported believing UT Dallas would take a report of sexual harassment, stalking, dating/domestic abuse and violence, or unwanted sexual contact seriously.

## Additional Reports

All UT System aggregate and individual institutional reports can be found at: [www.utsystem.edu/CLASE](http://www.utsystem.edu/CLASE)

## Current Actions and Next Steps

UT Dallas offers several programs and services with the goals of reducing violence and ensuring students' mental and physical safety. For example, UT Dallas' Bystander Intervention Student Leaders Organization works toward increasing peer safety through awareness of bystander interventions. Additionally, UT Dallas' Safe Walk Campus Escorts volunteer to provide walks to students, faculty, and staff to and from campus.

The Institutional Stakeholder Group developed a comprehensive list of immediate actions and future steps.

### Respond to low reporting rate.

- Provide education across the campus about the reporting process and options.
- Increase campus awareness of the University's policies about sexual harassment and sexual misconduct.
- Increase student participation in Wellness Leader program in an effort to increase the number of stu-

dents that are trained in bystander intervention and increase knowledge of reporting and support services.

- Implement a campus-wide care team aimed at providing support to student who have made Title IX and/or VAWA reports. These students are vulnerable to acts of retaliation and/or adverse reactions including increased stress or anxiety.

### Eliminate faculty/staff sexual harassment.

- Increase training for faculty, staff, graduate assistants and teaching assistants on sexual misconduct and reporting.
- Work with members of the Cabinet about further development of faculty and staff Title IX training.
- Increase faculty/staff awareness of university policies regarding sexual harassment and sexual misconduct including mandatory reporting.

### Increase knowledge of reporting process and supports.

- Expand violence prevention education throughout the academic year.
- Launch Sexual Assault Nurse Examiner (SANE) program through the Student Health Center.

### Improve knowledge of the correlation between perpetration and alcohol/drug use.

- Increase understanding of the connection between alcohol/drug use and perpetration through identifying best practices and existing benchmarks.
- Increase discussion of consent during alcohol education presentations and programs.
- Further emphasize responsible drinking behaviors and bystander intervention during existing alcohol education, sexual misconduct, and bystander intervention trainings and programs.

**Improve perceptions of institutional response.**

- Provide information to students about campus resources for victims through expanding violence prevention education through student media, increased engagement with student organizations, social media, print and web materials and educational events and programs.

## Endnotes

<sup>1</sup>The terms employed in this study are used in the context of social science research, and not in their legal context. They are not intended to indicate that the responses of results of the survey constitute or evidence a violation of any federal, state, or local law or policy.

<sup>2</sup>The CLASE survey was fielded at 13 University of Texas System institutions in fall 2015 and spring 2016. Across The University of Texas System, 13 of 14 institutions participated. The University of Texas Health Science Center at Tyler enrolls too few students to participate in survey research in a statistically meaningful way and we would be unable to ensure their anonymity.

<sup>3</sup>Busch-Armendariz, N.B., Sulley, C., & Hill, K. (2016). *The blueprint for campus police: Responding to sexual assault*. Austin, TX: Institute on Domestic Violence & Sexual Assault, The University of Texas at Austin.

<sup>4</sup>U.S. Department of Education. (2015). *Title IX and sex discrimination*. Retrieved from [http://www2.ed.gov/about/offices/list/ocr/dos/tix\\_dis.html](http://www2.ed.gov/about/offices/list/ocr/dos/tix_dis.html)

<sup>5</sup>Busch-Armendariz, N.B., Olaya-Rodriguez, D., Kammer-Kerwick, M., Wachter, K. & Sulley, C. (2015). *Health and well-being: Texas statewide sexual assault prevalence*. Austin, TX: Institute on Domestic Violence & Sexual Assault, The University of Texas at Austin. Retrieved from <https://utexas.app.box.com/s/tklreuz3gou754b599r37bbf7jefdk>

<sup>6</sup>The results of this study are not intended to indicate that Clery Act reportable incidents have been miscounted by the institution or that the institution has otherwise violated the Clery Act.

<sup>7</sup>White House Task Force to Protect Students from Sexual Assault. (2014). *Not alone*. Retrieved from [https://www.whitehouse.gov/sites/default/files/docs/report\\_o.pdf](https://www.whitehouse.gov/sites/default/files/docs/report_o.pdf)

<sup>8</sup>United States Equal Employment Opportunity Commission. (n.d.). *Sexual Harassment*. Retrieved from [https://www.eeoc.gov/laws/types/sexual\\_harassment.cfm](https://www.eeoc.gov/laws/types/sexual_harassment.cfm).

<sup>9</sup>American Association of University Women Educational Foundation. (2001). *Hostile hallways: Bullying, teasing, and sexual harassment in school*. Retrieved from <http://history.aauw.org/files/2013/01/hostilehallways.pdf>

<sup>10</sup>U. S. Department of Education, Office for Civil Rights. (2001). *Revised sexual harassment guidance: Harassment of students by school employers, other students, and third parties*. Retrieved from <https://www2.ed.gov/about/offices/list/ocr/docs/shguide.html>

<sup>11</sup>Freyd, J., Gomez, J., Rosenthal, M., Smidt, A., & Smith, C. (2015, August 24). *Initial findings from the UO 2015 sexual violence survey*. Retrieved from [http://media.oregonlive.com/education\\_impact/other/Final%20Freyd%20IVAT%202015%20UO%20Survey%20Initial%20Findings%2024%20August%202015%5B2%5D.pdf](http://media.oregonlive.com/education_impact/other/Final%20Freyd%20IVAT%202015%20UO%20Survey%20Initial%20Findings%2024%20August%202015%5B2%5D.pdf)

<sup>12</sup>PennState Student Affairs. (2015). *2015 Penn State sexual misconduct climate survey—University Park*. Retrieved from <https://studentaffairs.psu.edu/assessment/SMCS/>

<sup>13</sup>Freyd, J., Gomez, J., Rosenthal, M., Smidt, A., & Smith, C. (2015, August 24). *Initial findings from the UO 2015 sexual violence survey*. Retrieved from [http://media.oregonlive.com/education\\_impact/other/Final%20Freyd%20IVAT%202015%20UO%20Survey%20Initial%20Findings%2024%20August%202015%5B2%5D.pdf](http://media.oregonlive.com/education_impact/other/Final%20Freyd%20IVAT%202015%20UO%20Survey%20Initial%20Findings%2024%20August%202015%5B2%5D.pdf)

<sup>14</sup>PennState Student Affairs. (2015). *2015 Penn State sexual misconduct climate survey—University Park*. Retrieved from <https://studentaffairs.psu.edu/assessment/SMCS/>

[edu/assessment/SMCS/](https://studentaffairs.psu.edu/assessment/SMCS/)

<sup>15</sup>Dziech, B.W. (2003). Sexual harassment of college campuses. In M. Paludi & C. Paludi (Eds.), *Academic and workplace sexual harassment: A handbook of cultural, social science, management, and legal perspectives* (pp. 147-172). Westport, CT: Praeger.

<sup>16</sup>Rosenthal, M.N., Smidt, A.M., & Freyd, J.J. (2016). Still second class: Sexual harassment of graduate students. *Psychology of Women Quarterly*, 1-14.

<sup>17</sup>Black, M.C., Basile, K.C., Breiding, M.J., Smith, S.G., Walters, M.L., Merrick, M.T., Chen, J., & Stevens, M.R. (2011). *The national intimate partner and sexual violence survey (NISVS): 2010 summary report*. Atlanta, GA: National Center for Injury Prevention and Control, Centers for Disease Control and Prevention, p. 29.

<sup>18</sup>Cantor, D., Fisher, B., Chibnall, S., Townsend, R., Lee, H., Bruce, C., & Thomas, G. (2015). *Report on the AAU campus climate survey on sexual assault and sexual misconduct*. Retrieved from [https://www.aau.edu/uploadedFiles/AAU\\_Publications/AAU\\_Reports/Sexual\\_Assault\\_Campus\\_Survey/AAU\\_Campus\\_Climate\\_Survey\\_12\\_14\\_15.pdf](https://www.aau.edu/uploadedFiles/AAU_Publications/AAU_Reports/Sexual_Assault_Campus_Survey/AAU_Campus_Climate_Survey_12_14_15.pdf)

<sup>19</sup>Freyd, J., Gomez, J., Rosenthal, M., Smidt, A., & Smith, C. (2015, August 24). *Initial findings from the UO 2015 sexual violence survey*. Retrieved from [http://media.oregonlive.com/education\\_impact/other/Final%20Freyd%20IVAT%202015%20UO%20Survey%20Initial%20Findings%2024%20August%202015%5B2%5D.pdf](http://media.oregonlive.com/education_impact/other/Final%20Freyd%20IVAT%202015%20UO%20Survey%20Initial%20Findings%2024%20August%202015%5B2%5D.pdf)

<sup>20</sup>PennState Student Affairs. (2015). *2015 Penn State sexual misconduct climate survey—University Park*. Retrieved from <https://studentaffairs.psu.edu/assessment/SMCS/>

<sup>21</sup>Office of Assessment and Decision Support. (2016, June 16). *Report on the Georgetown University sexual assault and misconduct survey*. Retrieved from <https://georgetown.app.box.com/s/wwe8v637v8or2avtzpooap2265u4jiye>

<sup>22</sup>The United States Department of Justice. (2016). *Domestic violence*. Retrieved from <https://www.justice.gov/ovw/domestic-violence>

<sup>23</sup>American Council on Education. (April, 2014). *New requirements imposed by the violence against women reauthorization act*. Retrieved from <http://www.acenet.edu/news-room/Documents/VAWA-Summary.pdf>

<sup>24</sup>Cantor, D., Fisher, B., Chibnall, S., Townsend, R., Lee, H., Bruce, C., & Thomas, G. (2015). *Report on the AAU campus climate survey on sexual assault and sexual misconduct*. Retrieved from [https://www.aau.edu/uploadedFiles/AAU\\_Publications/AAU\\_Reports/Sexual\\_Assault\\_Campus\\_Survey/AAU\\_Campus\\_Climate\\_Survey\\_12\\_14\\_15.pdf](https://www.aau.edu/uploadedFiles/AAU_Publications/AAU_Reports/Sexual_Assault_Campus_Survey/AAU_Campus_Climate_Survey_12_14_15.pdf)

<sup>25</sup>Freyd, J., Gomez, J., Rosenthal, M., Smidt, A., & Smith, C. (2015, August 24). *Initial findings from the UO 2015 sexual violence survey*. Retrieved from [http://media.oregonlive.com/education\\_impact/other/Final%20Freyd%20IVAT%202015%20UO%20Survey%20Initial%20Findings%2024%20August%202015%5B2%5D.pdf](http://media.oregonlive.com/education_impact/other/Final%20Freyd%20IVAT%202015%20UO%20Survey%20Initial%20Findings%2024%20August%202015%5B2%5D.pdf)

<sup>26</sup>PennState Student Affairs. (2015). *2015 Penn State sexual misconduct climate survey—University Park*. Retrieved from <https://studentaffairs.psu.edu/assessment/SMCS/>

<sup>27</sup>Krebs, C., Lindquist, C., Berzofsky, M., Shook-Sa, B., Peterson, K., Planty, M., Langton, L., & Stroop, J. (2016, January). *Campus climate survey validation study final technical report*. Retrieved from <https://www.bjs.gov/content/pub/pdf/ccsvsfr.pdf>

<sup>28</sup>Office of Assessment and Decision Support. (2016, June 16). *Report on the Georgetown University sexual assault and misconduct survey*. Retrieved from <https://georgetown.app.box.com/s/wwe8v637v8or2avtzpooap2265u4jiye>



<sup>29</sup> Allen, C. T., Swan, S. C., & Raghavan, C. (2008). Gender symmetry, sexism, and intimate partner violence. *Journal of Interpersonal Violence*, 24(11), 1816-1834. doi:10.1177/0886260508325496.

<sup>30</sup> Swan S. C., Gambone L. T., Caldwell J. E., Sullivan T. P., Snow D. L. (2008). A review of research on women's use of violence with male intimate partners. *Violence and Victims*, 23, 301-314.

<sup>31</sup> Centers for Disease Control and Prevention. (2016, December 22). *Sexual violence: Definitions*. Retrieved from <https://www.cdc.gov/violenceprevention/sexualviolence/index.html>

<sup>32</sup> U.S. Department of Education, Office for Civil Rights. (2014). *Questions and answers on Title IX and sexual violence*. Retrieved from <https://www2.ed.gov/about/offices/list/ocr/docs/qa-201404-title-ix.pdf>

<sup>33</sup> University of Michigan. (2015). *Results of 2015 University of Michigan campus climate survey on sexual misconduct*. Retrieved from <https://publicaffairs.pcomm.umich.edu/wpcontent/uploads/sites/19/2015/04/Complete-survey-results.pdf>

<sup>34</sup> Cantor, D., Fisher, B., Chibnall, S., Townsend, R., Lee, H., Bruce, C., & Thomas, G. (2015, September 21). *Report on the AAU campus climate survey on sexual assault and sexual misconduct*. Retrieved from [http://www.aau.edu/uploadedFiles/AAU\\_Publications/AAU\\_Reports/Sexual\\_Assault\\_Campus\\_Survey/AAU\\_Campus\\_Climate\\_Survey\\_12\\_14\\_15.pdf](http://www.aau.edu/uploadedFiles/AAU_Publications/AAU_Reports/Sexual_Assault_Campus_Survey/AAU_Campus_Climate_Survey_12_14_15.pdf)

<sup>35</sup> Freyd, J., Gomez, J., Rosenthal, M., Smidt, A., & Smith, C. (2015, August 24). *Initial findings from the UO 2015 sexual violence survey*. Retrieved from [http://media.oregonlive.com/education\\_impact/other/Final%20Freyd%20IVAT%202015%20UO%20Survey%20Initiative%20Findings%2024%20August%202015%5B2%5D.pdf](http://media.oregonlive.com/education_impact/other/Final%20Freyd%20IVAT%202015%20UO%20Survey%20Initiative%20Findings%2024%20August%202015%5B2%5D.pdf)

<sup>36</sup> PennState Student Affairs. (2015). *2015 Penn State sexual misconduct climate survey—University Park*. Retrieved from <https://studentaffairs.psu.edu/assessment/SMCS/>

<sup>37</sup> Krebs, C., Lindquist, C., Berzofsky, M., Shook-Sa, B. E., Peterson, K., Planty, M.,...Stroop, J. (2016, January). *Campus climate survey validation study final technical report* (NCJ 249545). Retrieve <http://www.bjs.gov/content/pub/pdf/ccsvsfr.pdf>

<sup>38</sup> Office of Assessment and Decision Support. (2016, June 16). *Report on the Georgetown University sexual assault and misconduct survey*. Retrieved from <https://georgetown.app.box.com/s/wwe8v-637v8or2avtzpooap2265u4jiye>

<sup>39</sup> Throughout the report student-perpetrated sexual harassment is not divided by subscales; the data were analyzed as one measure.

<sup>40</sup> Stalking did not contain subscales.

<sup>41</sup> Administrator Researcher Campus Climate Collaborative. (2015). *Campus climate survey*. Retrieved from <http://campusclimate.gsu.edu/> [upon request].

<sup>42</sup> D. Follingstad & J. Chahal, University of Kentucky, personal communication, May 19, 2015.

Page was intentionally left blank

## Research Team

---

**Institute on Domestic Violence & Sexual Assault (IDVSA), School of Social Work, The University of Texas at Austin**

**Noël Busch-Armendariz, PhD, LMSW, MPA**  
*Principal Investigator, Associate Vice President for Research, University Presidential Professor & Director of IDVSA*

**Leila Wood, PhD, LMSW**  
*Co-Investigator & IDVSA Director of Research*

**Caitlin Sulley, LMSW**  
*Project Director & Director of Sexual Assault Research Portfolio*

**Matt Kammer-Kerwick, PhD**  
*Co-Investigator & Research Scientist, Bureau of Business Research*

**Bruce Kellison, PhD**  
*Co-Investigator & Director, Bureau of Business Research*

**T'Shana McClain, MSW**  
*Research Project Manager*

**Sharon Hoefler, MSSW**  
*Research Project Manager*

**Alexander Wang, MS**  
*Research Associate*

**Lynn Westbrook, PhD, MA**  
*Co-Investigator & Associate Professor, School of Information*

**Deidi Olaya-Rodriguez, MSSW**  
*Research Project Director*

**Kathleen Hill, LMSW**  
*Director of Research Writing*

**Karin Wachter, MEd**  
*Research Project Director*

This research study was funded by The University of Texas System Board of Regents. The opinions, findings, and conclusions expressed in this publication are those of the authors and do not necessarily reflect those of The University of Texas System.

For questions on this report, please email [idvsa@austin.utexas.edu](mailto:idvsa@austin.utexas.edu)

More information about IDVSA can be found here: <https://sites.utexas.edu/idvsa>

Permission to reproduce any portion of this report is granted on the condition that the authors are fully credited. When using this data please use the following citation:

Busch-Armendariz, N. B., Wood, L., Sulley, C., Kammer-Kerwick, M., Kellison, B., McClain, T., Hoefler, S., Wang, A., Westbrook, L., Olaya-Rodriguez, D., Hill, K., & Wachter, K. (2017). *Cultivating learning and safe environments: An empirical study of prevalence and perceptions of sexual harassment, stalking, dating/domestic abuse and violence, and unwanted sexual contact – The University of Texas at Dallas*. Austin, TX: Institute on Domestic Violence & Sexual Assault, The University of Texas at Austin.



# Color Index

The color scheme in this report was intentional, representing the unifying colors of advocacy, survival, and dedication to ending violence. Selected colors corresponded with awareness campaigns.

**Orange-red:** Was selected for faculty/staff perpetrated harassment since there is not a representing ribbon campaign.

**Blue:** National Bullying Prevention Month: [www.stompoutbullying.org](http://www.stompoutbullying.org)

**Silver:** National Stalking Awareness Month: [www.stalkingawarenessmonth.org](http://www.stalkingawarenessmonth.org)

**Purple:** National Domestic Violence Awareness Month: [www.nnedv.org](http://www.nnedv.org)

**Teal:** National Sexual Assault Awareness Month: [www.nsvrc.org](http://www.nsvrc.org)



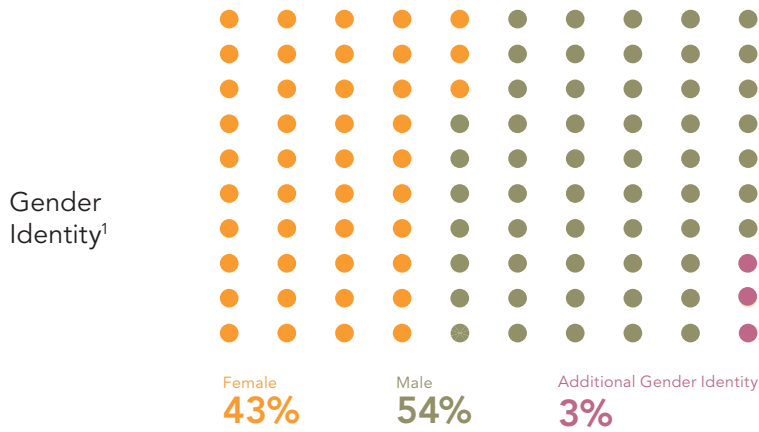
Page was intentionally left blank

# 2.

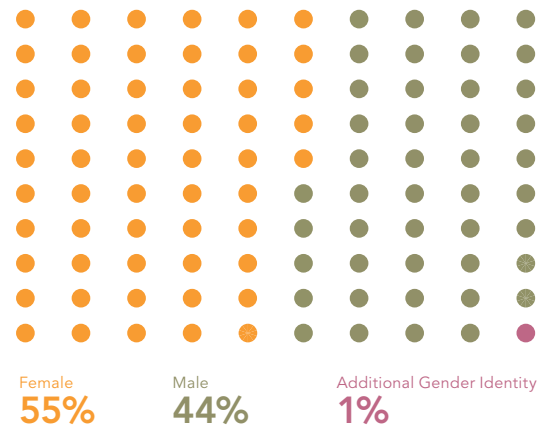
## Findings

# Demographics

## All Students

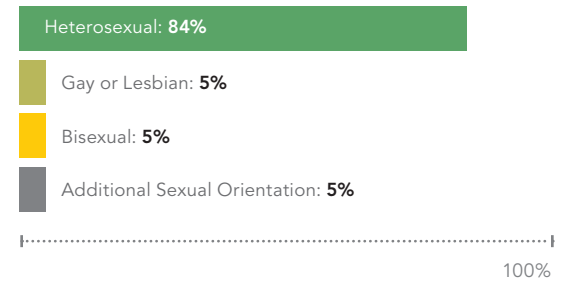
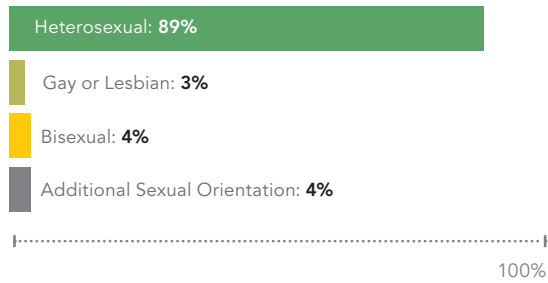


## Victims

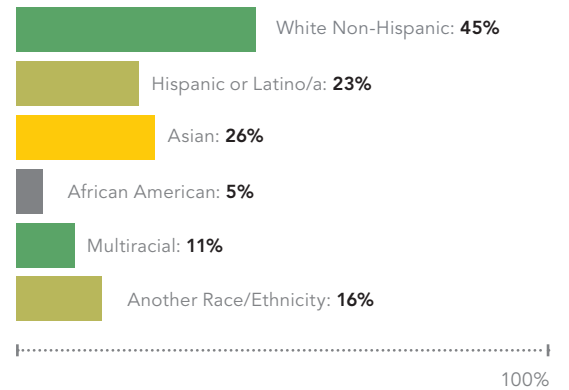
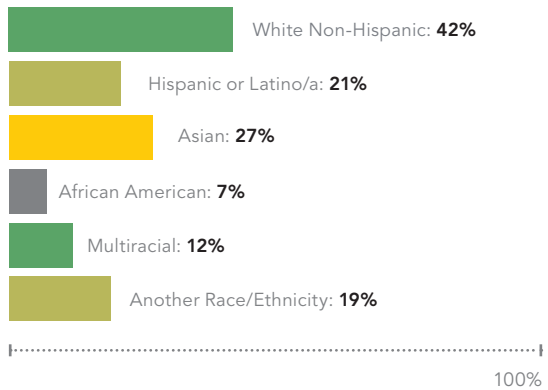


28

## Sexual Orientation<sup>2,3</sup>



## Race/Ethnicity<sup>4,5</sup>



Findings are relevant to all students at UT Dallas.



## ► Understanding the Infographic Data

- Less than half of students at the University of Texas at Dallas (UT Dallas) identified as female (43%), more than half identified as male (54%), and a small percentage identified as an additional gender identity (3%).
- Sexual harassment, stalking, dating/domestic abuse and violence, and unwanted sexual contact were experienced by students of all genders. However, female students represented 55% of victims, compared to 43% of students.
- The majority of participants identified their sexual orientation as heterosexual (89%). Three percent identified as gay or lesbian, 4% as bisexual and 4% as an additional sexual orientation.
- Forty-two percent of students identified as White Non-Hispanic, 27% as Asian, and 21% as Hispanic or Latino/a.
- Forty-five percent of victims identified as White Non-Hispanic.

### Footnotes

1. The survey originally included nine gender identity categories (Female, Male, Transgender Female, Transgender Male, Genderqueer, Gender Non-Conforming, Intersex, Two Spirit, and I prefer to be called, please specify). Because of small sample sizes and to protect participants' anonymity, categories were reported as three gender identities (Female, Male, and Additional Gender Identity).
2. The survey originally included seven sexual orientation categories (Gay, Lesbian, Bisexual, Asexual, Heterosexual, Queer, and A Sexual Orientation Not Listed). Because of small sample sizes and to protect participants' anonymity, categories were reported as four sexual orientations (Gay or Lesbian, Bisexual, Heterosexual, and Additional Sexual Orientation).
3. Percentages may not equal 100% because of rounding.
4. The survey originally included 11 race/ethnicity categories (White Non-Hispanic, Hispanic or Latino/a, African American, Asian, American Indian/Alaskan Native, Native Hawaiian, Guamanian or Chamorro, Samoan, Other Pacific Islander, Biracial, and Multiracial). Because of small sample sizes and to protect participants' anonymity, analyses included six categories (White Non-Hispanic, Hispanic or Latino/a, African American, Asian, Multiracial, and Additional Race/Ethnicity).
5. Percentages may sum to more than 100% because participants could choose from more than one category.

*Findings are relevant to the population of students at UT Dallas. The methodology ensures that the estimates provide for statistical confidence and adequate anonymity of study participants. The research methodology report provides details about research design and sampling methodology including the sample size and the related margin of error.*

.....

This research was conducted by the CLASE research team at the Institute on Domestic Violence & Sexual Assault and the Bureau for Business Research. Dr. Noël Busch-Armendariz is the IDVSA director and CLASE Principal Investigator.

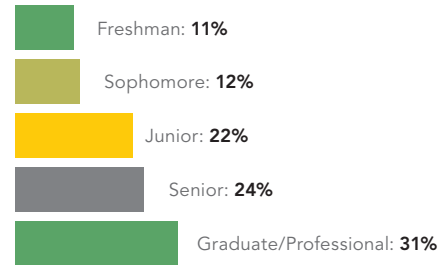
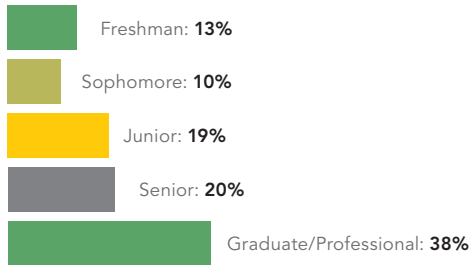
This research study was funded by The University of Texas System Board of Regents. The opinions, findings, and conclusions expressed in this publication are those of the authors and do not necessarily reflect those of The University of Texas System. For questions on this report, please email [idvsa@austin.utexas.edu](mailto:idvsa@austin.utexas.edu)

# More Demographics

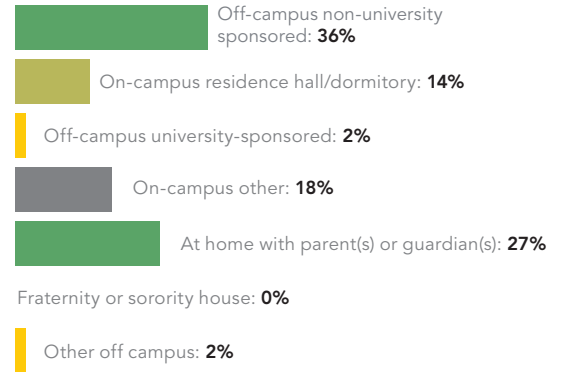
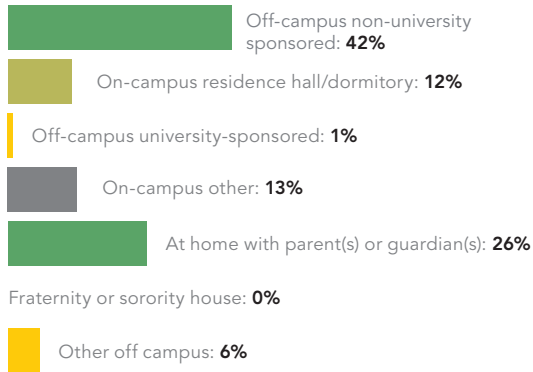
## All Students

## Victims

### Classification in School



### Place of Residence<sup>1</sup>



### International Student



### Military Affiliation



### Caretaking for Children at Home



### In a Romantic Relationship



30

**21,300**

Number of Students Invited to Participate

**2,226**

Number of Students that Participated

**10.5%**

Response Rate

Unweighted data

Findings are relevant to all students at UT Dallas.



---

## ► Understanding the Infographic Data

- Graduate and professional students represented 31% of victims and 38% of students.
- Most students lived in off-campus non-university sponsored housing (42%) or at home with their parent(s) or guardian(s) (26%).
- International students represented 4% of victims and 11% of students.
- Forty-five percent of students and 48% of victims were involved in an ongoing romantic relationship at the time of the survey.

### Footnotes

1. Percentages may not equal 100% because of rounding.

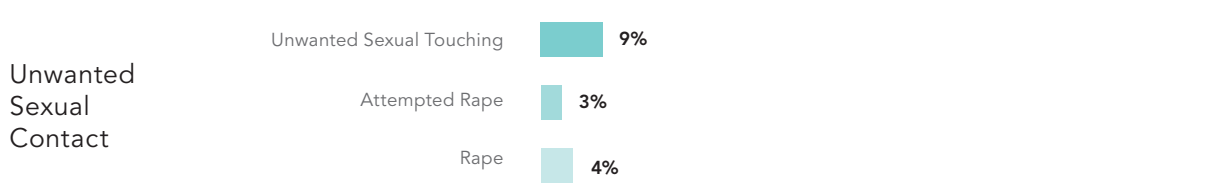
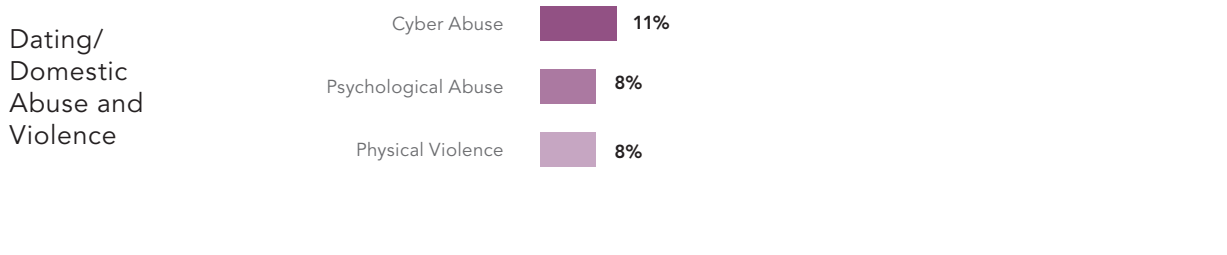
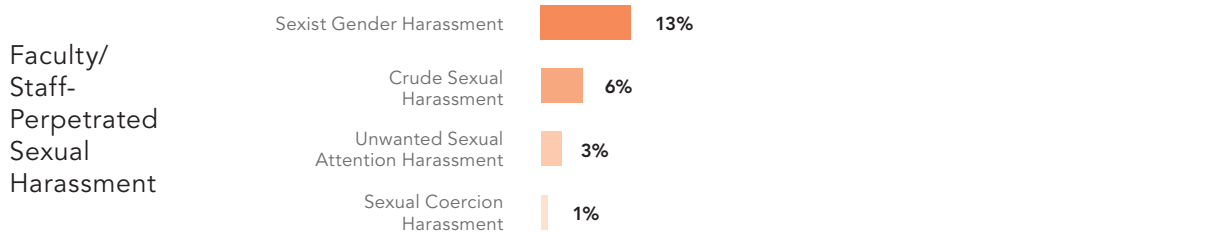
*Findings are relevant to the population of students at UT Dallas. The methodology ensures that the estimates provide for statistical confidence and adequate anonymity of study participants. The research methodology report provides details about research design and sampling methodology including the sample size and the related margin of error.*

---

This research was conducted by the CLASE research team at the Institute on Domestic Violence & Sexual Assault and the Bureau for Business Research. Dr. Noël Busch-Armendariz is the IDVSA director and CLASE Principal Investigator.

This research study was funded by The University of Texas System Board of Regents. The opinions, findings, and conclusions expressed in this publication are those of the authors and do not necessarily reflect those of The University of Texas System. For questions on this report, please email [idvsa@austin.utexas.edu](mailto:idvsa@austin.utexas.edu)

# Prevalence of Sexual Harassment, Stalking, Dating/Domestic Abuse and Violence, and Unwanted Sexual Contact<sup>1</sup>



<sup>1</sup> The margin of error is  $\leq \pm 2\%$  at 95% confidence.  
Findings are relevant to all students at UT Dallas.



---

## ► Understanding the Infographic Data

- Thirteen percent of students reported faculty/staff-perpetrated sexist gender harassment victimization.
- Twelve percent of students reported stalking victimization.
- Eleven percent of students reported cyber abuse victimization.
- Nine percent of students reported unwanted sexual touching, and 4% of students reported experiencing rape since their enrollment.

### Footnotes

1. The survey used self-report data and asked only about experiences of victimization since participant enrolled at the university.

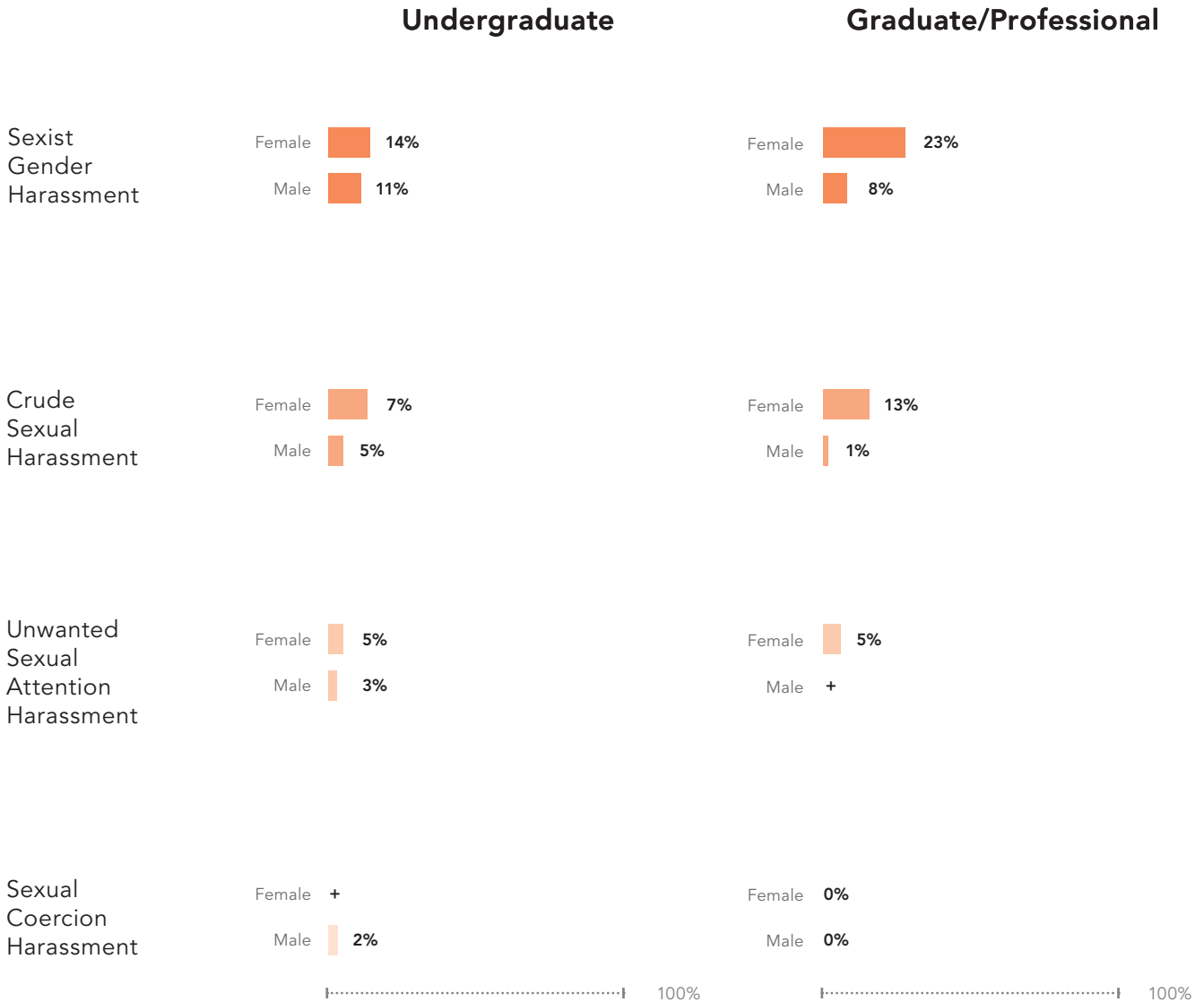
*Findings are relevant to the population of students at UT Dallas. The methodology ensures that the estimates provide for statistical confidence and adequate anonymity of study participants. The research methodology report provides details about research design and sampling methodology including the sample size and the related margin of error.*

---

This research was conducted by the CLASE research team at the Institute on Domestic Violence & Sexual Assault and the Bureau for Business Research. Dr. Noël Busch-Armendariz is the IDVSA director and CLASE Principal Investigator.

This research study was funded by The University of Texas System Board of Regents. The opinions, findings, and conclusions expressed in this publication are those of the authors and do not necessarily reflect those of The University of Texas System. For questions on this report, please email [idvsa@austin.utexas.edu](mailto:idvsa@austin.utexas.edu)

# Prevalence of Victimization: Faculty/Staff-Perpetrated Sexual Harassment by Classification in School and Gender Identity<sup>1,2</sup>



34

Undergraduate: The margin of error is  $\leq \pm 4\%$  at 95% confidence.

Graduate/Professional: The margin of error is  $\leq \pm 5\%$  at 95% confidence. See Appendix F in the Research Methods Report for more information.

Findings are relevant to all students at UT Dallas.

+ Extremely low victimization rates.

More information about this issue available on the next page.



---

## ► Understanding the Infographic Data

- Twenty-three percent of female and 8% of male graduate/professional students reported sexist gender harassment victimization.
- Two percent of undergraduate men reported experiencing sexual coercion.

## Additional Information

These are additional data not presented in the infographic.

- Crude and sexual gender harassment by faculty/staff was reported by 9% of all female students and 6% of all students.
- Unwanted sexual attention harassment by faculty/staff was reported by 3% of all students.

### Footnotes

1. The survey used self-report data and asked only about experiences of victimization since participant enrolled at the university.
2. The survey originally included nine gender identity categories and when possible, rates were calculated on all gender identities. Because of small sample sizes and to protect participants' anonymity, only Male and Female are displayed here. Information about prevalence among additional gender identity categories can be found in the Academic Aggregate report.

*Findings are relevant to the population of students at UT Dallas. The methodology ensures that the estimates provide for statistical confidence and adequate anonymity of study participants. The research methodology report provides details about research design and sampling methodology including the sample size and the related margin of error.*

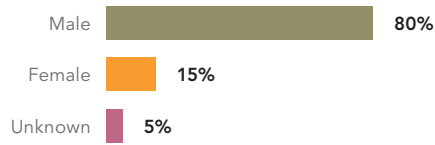
---

This research was conducted by the CLASE research team at the Institute on Domestic Violence & Sexual Assault and the Bureau for Business Research. Dr. Noël Busch-Armendariz is the IDVSA director and CLASE Principal Investigator.

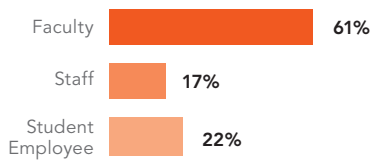
This research study was funded by The University of Texas System Board of Regents. The opinions, findings, and conclusions expressed in this publication are those of the authors and do not necessarily reflect those of The University of Texas System. For questions on this report, please email [idvsa@austin.utexas.edu](mailto:idvsa@austin.utexas.edu)

# More About Faculty/Staff Sexual Harassment Perpetration<sup>1</sup>

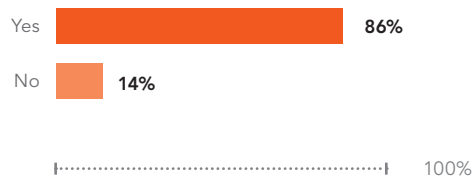
Gender Identity of Perpetrator<sup>2</sup>



Academic Status of Perpetrator<sup>3</sup>



Did it happen on campus?



---

## ► Understanding the Infographic Data

- Eighty percent of faculty/staff sexual harassment perpetrators were male.
- Faculty represented 61% of sexual harassment perpetrators, staff represented 17% of sexual harassment perpetrators, and other student employees represented 22% of sexual harassment perpetrators.
- Eighty-six percent of faculty/staff sexual harassment incidents occurred on campus.

### Footnotes


1. These analyses are based on questions posed to victims to “recount one victimization since they had enrolled that had the greatest impact on them.” This does not describe all the victimizations reported by students in this survey.
2. The survey originally included nine gender identity categories for perpetration (Female, Male, Transgender Female, Transgender Male, Gender-queer, Gender Non-Conforming, Intersex, Two Spirit, and Unknown) and when possible, rates were calculated on all gender identities. Because of small sample sizes and to protect participants’ anonymity, categories were reported as three gender identities (Female, Male, and Unknown). The third category is labeled as “Unknown” because the gender identity of the perpetrator was more often identified as unknown to the victim rather than an additional gender identity, even though additional gender identity is still included in the “Unknown” category.
3. The survey originally provided eight options to define status of perpetrator (Faculty, Staff, Graduate Student Instructor, Teaching Assistant, Graduate Assistant, Research Assistant, Resident Postdoctoral Fellow, and Other, please specify). Six responses had base sizes that were too small to permit separate analysis and were collapsed into “Student Employee” (Graduate Student Instructor, Teaching Assistant, Graduate Assistant, Research Assistant, and Resident Postdoctoral Fellow).

---

This research was conducted by the CLASE research team at the Institute on Domestic Violence & Sexual Assault and the Bureau for Business Research. Dr. Noël Busch-Armendariz is the IDVSA director and CLASE Principal Investigator.

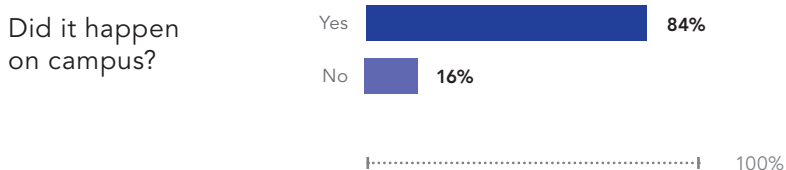
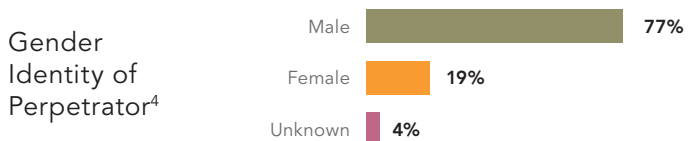
This research study was funded by The University of Texas System Board of Regents. The opinions, findings, and conclusions expressed in this publication are those of the authors and do not necessarily reflect those of The University of Texas System. For questions on this report, please email [idvsa@austin.utexas.edu](mailto:idvsa@austin.utexas.edu)

# Prevalence of Victimization: Student-Perpetrated Sexual Harassment by Classification in School and Gender Identity *and* Perpetration Information<sup>1,2</sup>



Findings above are relevant to all students at UT Dallas.

## Student-Perpetrated Sexual Harassment: Perpetration Information<sup>3</sup>



<sup>1</sup> Undergraduate: The margin of error is  $\leq \pm 5\%$  at 95% confidence.

<sup>2</sup> Graduate/Professional: The margin of error is  $\leq \pm 5\%$  at 95% confidence. See Appendix F in the Research Methods Report for more information.



---

## ► Understanding the Infographic Data

- Seventy-seven percent of student sexual harassment perpetrators were male.
- Seventy-nine percent of student harassment perpetrators were undergraduate students.
- Eighty-four percent of student-perpetrated sexual harassment incidents occurred on campus.

### Footnotes

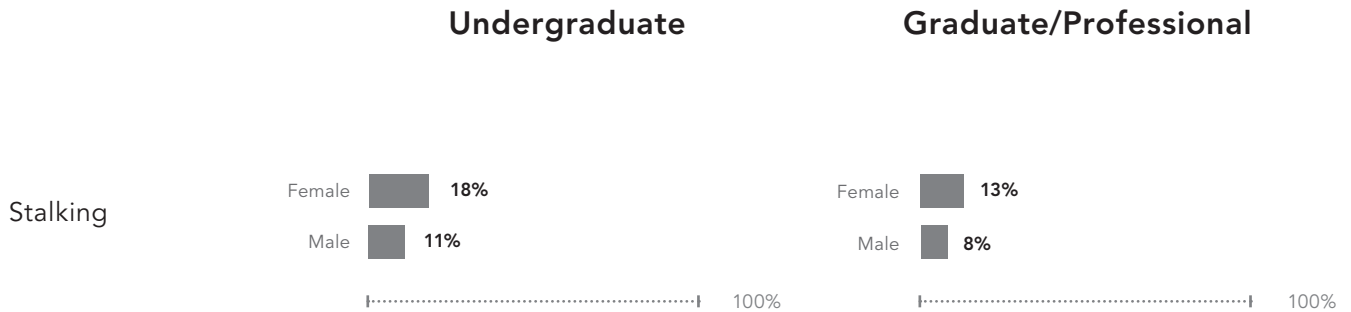
1. The survey used self-report data and asked only about experiences of victimization since participant enrolled at the university.
2. The survey originally included nine gender identity categories (Female, Male, Transgender Female, Transgender Male, Genderqueer, Gender Non-Conforming, Intersex, Two Spirit, and I prefer to be called, please specify) and when possible, rates were calculated on all gender identities. Because of small sample sizes and to protect participants' anonymity, only Male and Female are displayed here. Information about prevalence among those with an additional gender identity can be found in the Academic Aggregate Report.
3. These analyses are based on questions posed to victims to "recount one victimization since they had enrolled that had the greatest impact on them." This does not describe all the victimizations reported by students in this survey.
4. The survey originally included nine gender identity categories for perpetration (Female, Male, Transgender Female, Transgender Male, Genderqueer, Gender Non-Conforming, Intersex, Two Spirit, and Unknown) and when possible, rates were calculated on all gender identities. Because of small sample sizes and to protect participants' anonymity, categories were reported as three gender identities (Female, Male, and Unknown). The third category is labeled as "Unknown" because the gender identity of the perpetrator was more often identified as unknown to the victim rather than an additional gender identity, even though additional gender identity is still included in the "Unknown" category.

---

This research was conducted by the CLASE research team at the Institute on Domestic Violence & Sexual Assault and the Bureau for Business Research. Dr. Noël Busch-Armendariz is the IDVSA director and CLASE Principal Investigator.

This research study was funded by The University of Texas System Board of Regents. The opinions, findings, and conclusions expressed in this publication are those of the authors and do not necessarily reflect those of The University of Texas System. For questions on this report, please email [idvsa@austin.utexas.edu](mailto:idvsa@austin.utexas.edu)

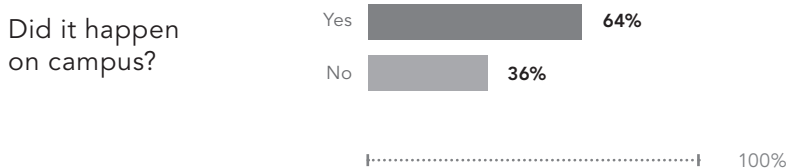
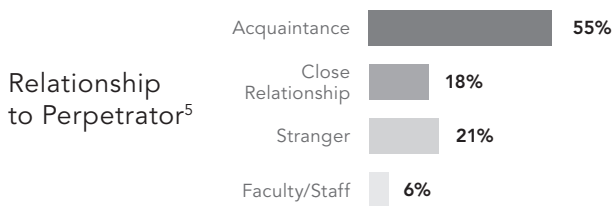
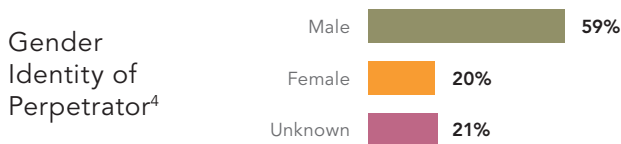
# Prevalence of Victimization: Stalking by Classification in School and Gender Identity and Perpetration Information<sup>1,2</sup>



Findings above are relevant to all students at UT Dallas.

## Stalking: Perpetration Information<sup>3</sup>

40



<sup>1</sup> Undergraduate: The margin of error is  $\pm 4\%$  at 95% confidence.

<sup>2</sup> Graduate/Professional: The margin of error is  $\pm 4\%$  at 95% confidence. See Appendix F in the Research Methods Report for more information.





## ► Understanding the Infographic Data

- Fifty-nine percent of stalking perpetrators were male, 20% of stalking perpetrators were female, and 21% of stalking perpetrators had another gender identity or gender identity that was unknown to the victim.
- Most victims of stalking were acquainted with the perpetrator (55%).
- Sixty-four percent of stalking incidents occurred on campus.

### Footnotes

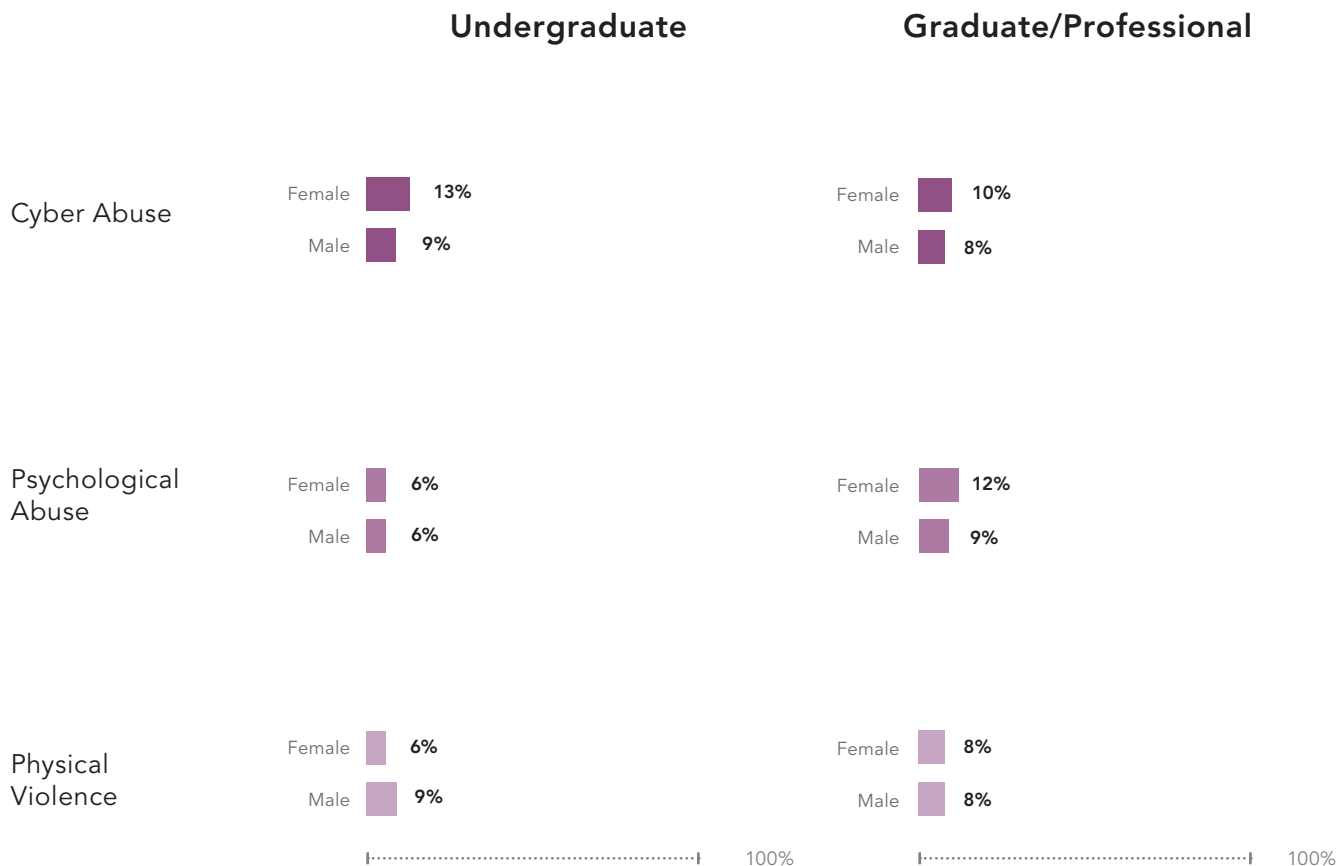
1. The survey used self-report data and asked only about experiences of victimization since participant enrolled at the university.
2. The survey originally included nine gender identity categories and when possible, rates were calculated on all gender identities. Because of small sample sizes and to protect participants' anonymity, only Male and Female are displayed here. Information about prevalence among those with an additional gender identity can be found in the Academic Aggregate report.
3. These analyses are based on questions posed to victims to "recount one victimization since they had enrolled that had the greatest impact on them." This does not describe all the victimizations reported by students in this survey.
4. The survey originally included nine gender identity categories for perpetration (Female, Male, Transgender Female, Transgender Male, Genderqueer, Gender Non-Conforming, Intersex, Two Spirit, and Unknown) and when possible, rates were calculated on all gender identities. Because of small sample sizes and to protect participants' anonymity, categories were reported as three gender identities (Female, Male, and Unknown). The third category is labeled as "Unknown" because the gender identity of the perpetrator was more often identified as unknown to the victim rather than an additional gender identity, even though additional gender identity is still included in the "Unknown" category.
5. Relationship was originally defined in eight mutually exclusive categories (Stranger, Someone I met in the previous 24 hours, Acquaintance, Friend, Romantic Partner, Former Romantic Partner, Relative/Family, and Faculty/Staff). Categories were collapsed into four categories for the analysis (Stranger, Acquaintance, Close Relationship, and Faculty/Staff). Acquaintance includes a person I met in the last 24 hours and a person I know, not considered a friend.

.....

This research was conducted by the CLASE research team at the Institute on Domestic Violence & Sexual Assault and the Bureau for Business Research. Dr. Noël Busch-Armendariz is the IDVSA director and CLASE Principal Investigator.

This research study was funded by The University of Texas System Board of Regents. The opinions, findings, and conclusions expressed in this publication are those of the authors and do not necessarily reflect those of The University of Texas System. For questions on this report, please email [idvsa@austin.utexas.edu](mailto:idvsa@austin.utexas.edu)

# Prevalence of Victimization: Dating/Domestic Abuse and Violence by Classification in School and Gender Identity<sup>1,2</sup>



42

Undergraduate: The margin of error is  $\leq \pm 4\%$  at 95% confidence.  
 Graduate/Professional: The margin of error is  $\leq \pm 5\%$  at 95% confidence.  
 Findings are relevant to all students at UT Dallas.

## ► Understanding the Infographic Data

- Thirteen percent of female undergraduate students who had been in a dating or marital relationship while enrolled at UT Dallas reported having experienced cyber abuse.

## Additional Information

These are additional data not presented in the infographic.

- Eleven percent of students who had been in a dating or marital relationship while at UT Dallas reported having experienced cyber abuse.
- Eight percent of all students who had been in a dating or marital relationship while at UT Dallas reported having experienced psychological abuse.
- Eight percent of all students who had been in a dating or marital relationship while at UT Dallas reported having experienced physical violence. Students reported similar rates by gender and status.

## Reporting on Vulnerable Groups

These data were not presented in the infographic; students' relatively high victimization rates were strongly indicated in other scientific and practical ways and therefore merit reporting as highlights.

- Psychological abuse was reported by 21% of gay and lesbian students who had been in a dating or marital relationship while enrolled at UT Dallas.

## Footnotes

1. The survey used self-report data and asked only about experiences of victimization since participant enrolled at the university.
2. The survey originally included nine gender identity categories and when possible, rates were calculated on all gender identities. Because of small sample sizes and to protect participants' anonymity, only Male and Female are displayed here. Information about prevalence among additional gender identity categories can be found in the Academic Aggregate report.

*Findings are relevant to all students at UT Dallas. The methodology ensures that the estimates provide for statistical confidence and adequate anonymity of study participants. The research methodology report provides details about research design and sampling methodology including the sample size and the related margin of error.*

.....

This research was conducted by the CLASE research team at the Institute on Domestic Violence & Sexual Assault and the Bureau for Business Research. Dr. Noël Busch-Armendariz is the IDVSA director and CLASE Principal Investigator.

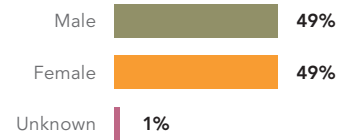
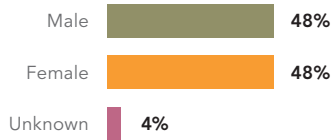
This research study was funded by The University of Texas System Board of Regents. The opinions, findings, and conclusions expressed in this publication are those of the authors and do not necessarily reflect those of The University of Texas System. For questions on this report, please email [idvsa@austin.utexas.edu](mailto:idvsa@austin.utexas.edu)

# More About Dating/Domestic Abuse and Violence Perpetration: Cyber and Psychological Abuse<sup>1</sup>

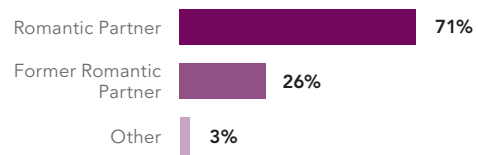
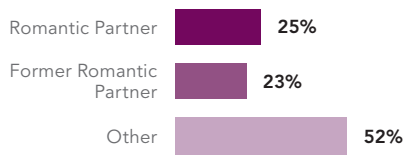
## Cyber

## Psychological

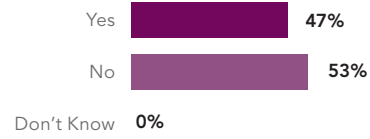
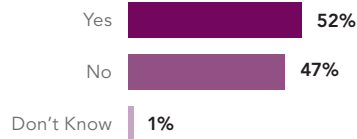
Gender Identity of Perpetrator<sup>2,3</sup>



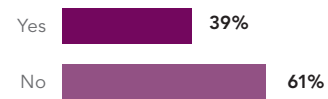
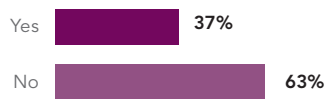
Relationship to Perpetrator<sup>4</sup>



44 Was it a student from the same institution?



Did it happen on campus?



100%

100%



---

## ► Understanding the Infographic Data

- Perpetrators of cyber abuse were equally male and female (48%).
- Fifty-two percent of cyber abuse perpetrators were not former or current romantic partners.
- The majority of cyber abuse incidents occurred off-campus (63%).
- Perpetrators of psychological abuse were equally male and female (49%).
- Romantic partners represented 71% of psychological abuse perpetrators.
- Fifty-three percent of psychological abuse perpetrators did not attend the same institution as the victim.

### Footnotes

1. These analyses are based on questions posed to victims to “recount one victimization since they had enrolled that had the greatest impact on them.” This does not describe all the victimizations reported by students in this survey.
2. The survey originally included nine gender identity categories for perpetration (Female, Male, Transgender Female, Transgender Male, Gender-queer, Gender Non-Conforming, Intersex, Two Spirit, and Unknown) and when possible, rates were calculated on all gender identities. Because of small sample sizes and to protect participants’ anonymity, categories were reported as three gender identities (Female, Male, and Unknown). The third category is labeled as “Unknown” because the gender identity of the perpetrator was more often identified as unknown to the victim rather than an additional gender identity, even though additional gender identity is still included in the “Unknown” category.
3. Percentage may not equal 100% because of rounding.
4. Relationship was originally defined in eight mutually exclusive categories (Stranger, Person I Met in Previous 24 hours, Acquaintance, Friend, Romantic Partner, Former Romantic Partner, Relative/Family, and Faculty/Staff). Categories were collapsed into three relationships (Romantic Partner, Former Romantic Partner, and Other) for the analysis. For cyber abuse, “Other” primarily consists of friends and acquaintances.

---

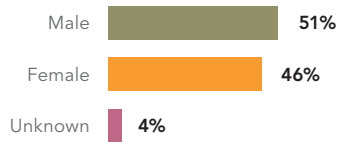
This research was conducted by the CLASE research team at the Institute on Domestic Violence & Sexual Assault and the Bureau for Business Research. Dr. Noël Busch-Armendariz is the IDVSA director and CLASE Principal Investigator.

This research study was funded by The University of Texas System Board of Regents. The opinions, findings, and conclusions expressed in this publication are those of the authors and do not necessarily reflect those of The University of Texas System. For questions on this report, please email [idvsa@austin.utexas.edu](mailto:idvsa@austin.utexas.edu)

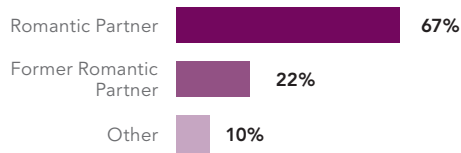
# More About Dating/Domestic Abuse and Violence Perpetration: Physical Violence<sup>1</sup>

## Physical

Gender Identity of Perpetrator<sup>2,3</sup>

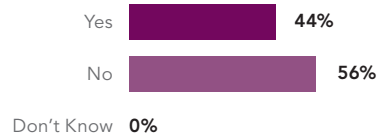


Relationship to Perpetrator<sup>3,4</sup>

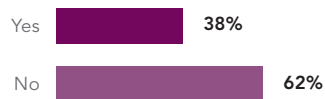


—  
46

Was it a student from the same institution?



Did it happen on campus?



100%



## ► Understanding the Infographic Data

- A greater percentage of physical violence perpetrators were male (51%) than female (46%).
- Sixty-seven percent of physical violence perpetrators were romantic partners.
- Fifty-six percent of physical violence perpetrators did not attend the same institution as the victim.
- Sixty-two percent of physical violence incidents did not occur on campus.

## Additional Information

These are additional data not presented in the infographic.

- Among students who experienced physical violence, 62% of female students and 30% of male students experienced minor injuries once or more as a result of victimization.
- Among students who experienced physical violence, 60% of female students and 15% of male students experienced serious emotional difficulties as a result of victimization.

## Footnotes

1. These analyses are based on questions posed to victims to “recount one victimization since they had enrolled that had the greatest impact on them.” This does not describe all the victimizations reported by students in this survey.
2. The survey originally included nine gender identity categories for perpetration (Female, Male, Transgender Female, Transgender Male, Gender-queer, Gender Non-Conforming, Intersex, Two Spirit, and Unknown) and when possible, rates were calculated on all gender identities. Because of small sample sizes and to protect participants’ anonymity, categories were reported as three gender identities (Female, Male, and Unknown). The third category is labeled as “Unknown” because the gender identity of the perpetrator was more often identified as unknown to the victim rather than an additional gender identity, even though additional gender identity is still included in the “Unknown” category.
3. Percentage may not equal 100% because of rounding.
4. Relationship was originally defined in eight mutually exclusive categories. Categories were collapsed into three categories for the analysis.

.....

This research was conducted by the CLASE research team at the Institute on Domestic Violence & Sexual Assault and the Bureau for Business Research. Dr. Noël Busch-Armendariz is the IDVSA director and CLASE Principal Investigator.

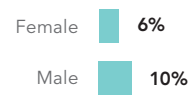
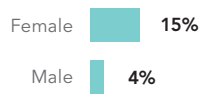
This research study was funded by The University of Texas System Board of Regents. The opinions, findings, and conclusions expressed in this publication are those of the authors and do not necessarily reflect those of The University of Texas System. For questions on this report, please email [idvsa@austin.utexas.edu](mailto:idvsa@austin.utexas.edu)

# Prevalence of Victimization: Unwanted Sexual Contact by Classification in School and Gender Identity<sup>1,2</sup>

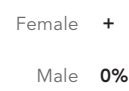
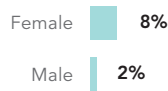
## Undergraduate

## Graduate/Professional

Unwanted Sexual Touching



Attempted Rape



Rape



Undergraduate: The margin of error is  $\leq \pm 4\%$  at 95% confidence.

Graduate/Professional: The margin of error is  $\leq \pm 4\%$  at 95% confidence. See Appendix F in the Research Methods Report for more information.

Findings are relevant to all students at UT Dallas.

+ Extremely low victimization rates.





---

## ► Understanding the Infographic Data

- Fifteen percent of female undergraduate students reported experiencing unwanted sexual touching.
- Nine percent of female undergraduate students reported having experienced rape since their enrollment.

## Reporting on Vulnerable Groups

These data were not presented in the infographic; students' relatively high victimization rates were strongly indicated in other scientific and practical ways and therefore merit reporting as highlights.

- Attempted rape victimization was reported by 19% of bisexual students and 3% of students overall.

### Footnotes

1. The survey used self-report data and asked only about experiences of victimization since participant enrolled at the university.
2. The survey originally included nine gender identity categories and when possible, rates were calculated on all gender identities. Because of small sample sizes and to protect participants' anonymity, only male and female are displayed here. Information about prevalence among additional gender identity categories can be found in the Academic Aggregate report.

*Findings are relevant to the population of students at UT Dallas. The methodology ensures that the estimates provide for statistical confidence and adequate anonymity of study participants. The research methodology report provides details about research design and sampling methodology including the sample size and the related margin of error.*

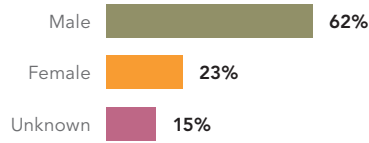
---

This research was conducted by the CLASE research team at the Institute on Domestic Violence & Sexual Assault and the Bureau for Business Research. Dr. Noël Busch-Armendariz is the IDVSA director and CLASE Principal Investigator.

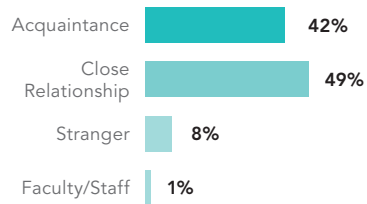
This research study was funded by The University of Texas System Board of Regents. The opinions, findings, and conclusions expressed in this publication are those of the authors and do not necessarily reflect those of The University of Texas System. For questions on this report, please email [idvsa@austin.utexas.edu](mailto:idvsa@austin.utexas.edu)

# More About Unwanted Sexual Contact Perpetration<sup>1</sup>

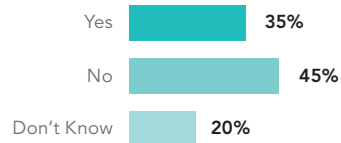
Gender Identity of Perpetrator<sup>2</sup>



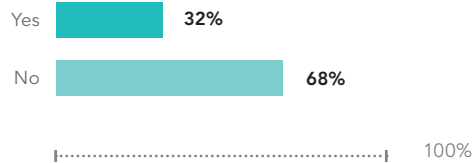
Relationship to Perpetrator<sup>3</sup>



50 Was it student from the same institution?



Did it happen on campus?



---

## ► Understanding the Infographic Data

- Most unwanted sexual contact perpetrators (62%) were male.
- The majority of victims of unwanted sexual contact had a close relationship (49%) or an acquaintanceship (42%) with the perpetrator.
- Forty-five percent of perpetrators did not attend the same institution as the victim.
- The majority of unwanted sexual contact incidents (68%) occurred off-campus.

### Footnotes

1. These analyses are based on questions posed to victims to “recount one victimization since they had enrolled that had the greatest impact on them.” This does not describe all the victimizations reported by students in this survey.
2. The survey originally included nine gender identity categories for perpetration (Female, Male, Transgender Female, Transgender Male, Gender-queer, Gender Non-Conforming, Intersex, Two Spirit, and Unknown) and when possible, rates were calculated on all gender identities. Because of small sample sizes and to protect participants’ anonymity, categories were reported as three gender identities (Female, Male, and Unknown). The third category is labeled as “Unknown” because the gender identity of the perpetrator was more often identified as unknown to the victim rather than an additional gender identity, even though additional gender identity is still included in the “Unknown” category.
3. Relationship was originally defined in eight mutually exclusive categories. Categories were collapsed into four categories for the analysis. Acquaintance includes a person met in the last 24 hours and a person I know, not considered a friend.

---

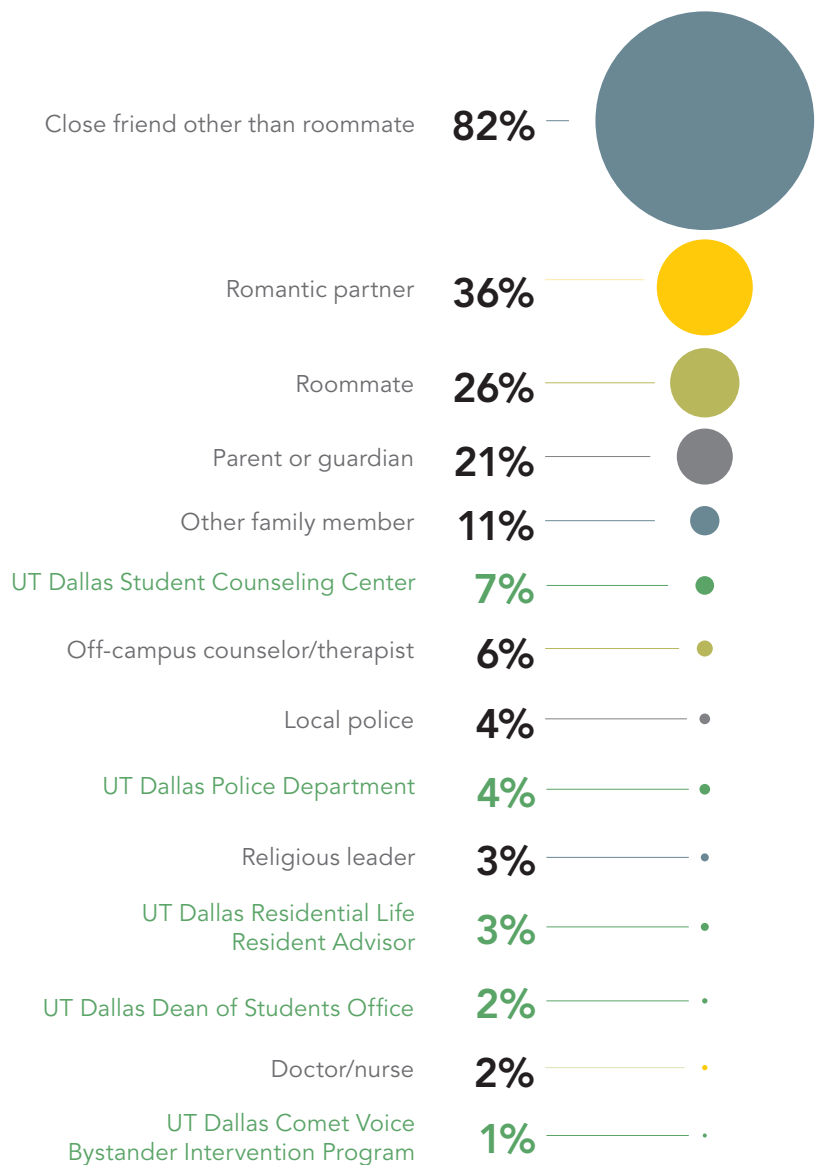
This research was conducted by the CLASE research team at the Institute on Domestic Violence & Sexual Assault and the Bureau for Business Research. Dr. Noël Busch-Armendariz is the IDVSA director and CLASE Principal Investigator.

This research study was funded by The University of Texas System Board of Regents. The opinions, findings, and conclusions expressed in this publication are those of the authors and do not necessarily reflect those of The University of Texas System. For questions on this report, please email [idvsa@austin.utexas.edu](mailto:idvsa@austin.utexas.edu)

# Disclosing After Victimization

Did you tell anyone about the incident(s) before the survey?

**75%** No      **25%** Yes



When you disclosed, who did you tell?<sup>1,2</sup>

**8%**  
of victims who disclosed told someone at the institution

● Green color indicates university services



---

## ► Understanding the Infographic Data

- Twenty-five percent of victims told someone about the incident(s) prior to taking the survey.
- Of the victims who disclosed (25%), 82% told a close friend other than a roommate.
- Twenty-one percent of victims who disclosed told a parent or guardian.
- Eight percent of victims who disclosed told someone at UT Dallas.
- Of the victims who disclosed, 4% told UT Dallas campus security/police department and 7% told UT Dallas counseling services.

### Footnotes

1. Reports to the following campus departments were lower than 1% and were not reported in the infographic: Student Health Center Staff or Nurse, Student Wellness Center, Title IX coordinator, Student Government Legal Assistance, Office of Institutional Equity and Compliance, referral to off-campus Dallas Area Rape Crisis Center, and Galerstein Women's Center Staff.
2. Percentages may sum to more than 100% because participants could choose from more than one category.

---

This research was conducted by the CLASE research team at the Institute on Domestic Violence & Sexual Assault and the Bureau for Business Research. Dr. Noël Busch-Armendariz is the IDVSA director and CLASE Principal Investigator.

This research study was funded by The University of Texas System Board of Regents. The opinions, findings, and conclusions expressed in this publication are those of the authors and do not necessarily reflect those of The University of Texas System. For questions on this report, please email [divsa@austin.utexas.edu](mailto:divsa@austin.utexas.edu)

# Victims' Reports of Impact on Daily Life<sup>1,2</sup>

## Academic

18%

Had to take time off  
from school

11%

Needed to  
repeat a class

12%

Had to drop  
any courses

## Financial

11%

Had to take time off  
from work

0%

Needed emergency financial  
support from the University

<1%

Had to pay  
for tutoring

54

## Services

1%

Needed  
medical care

5%

Needed  
legal services

4%

Needed victim  
advocacy services

## Housing

3%

Needed  
housing services

4%

Needed to relocate  
to another residence

3%

Needed  
emergency shelter



---

## ► Understanding the Infographic Data

- Eighteen percent of victims had to take time off of school after victimization.
- Twelve percent of victims had to drop one or more school courses after victimization.
- Eleven percent of victims had to take time off from work after victimization.
- Four percent of victims needed to relocate to another residence after victimization.

### Footnotes

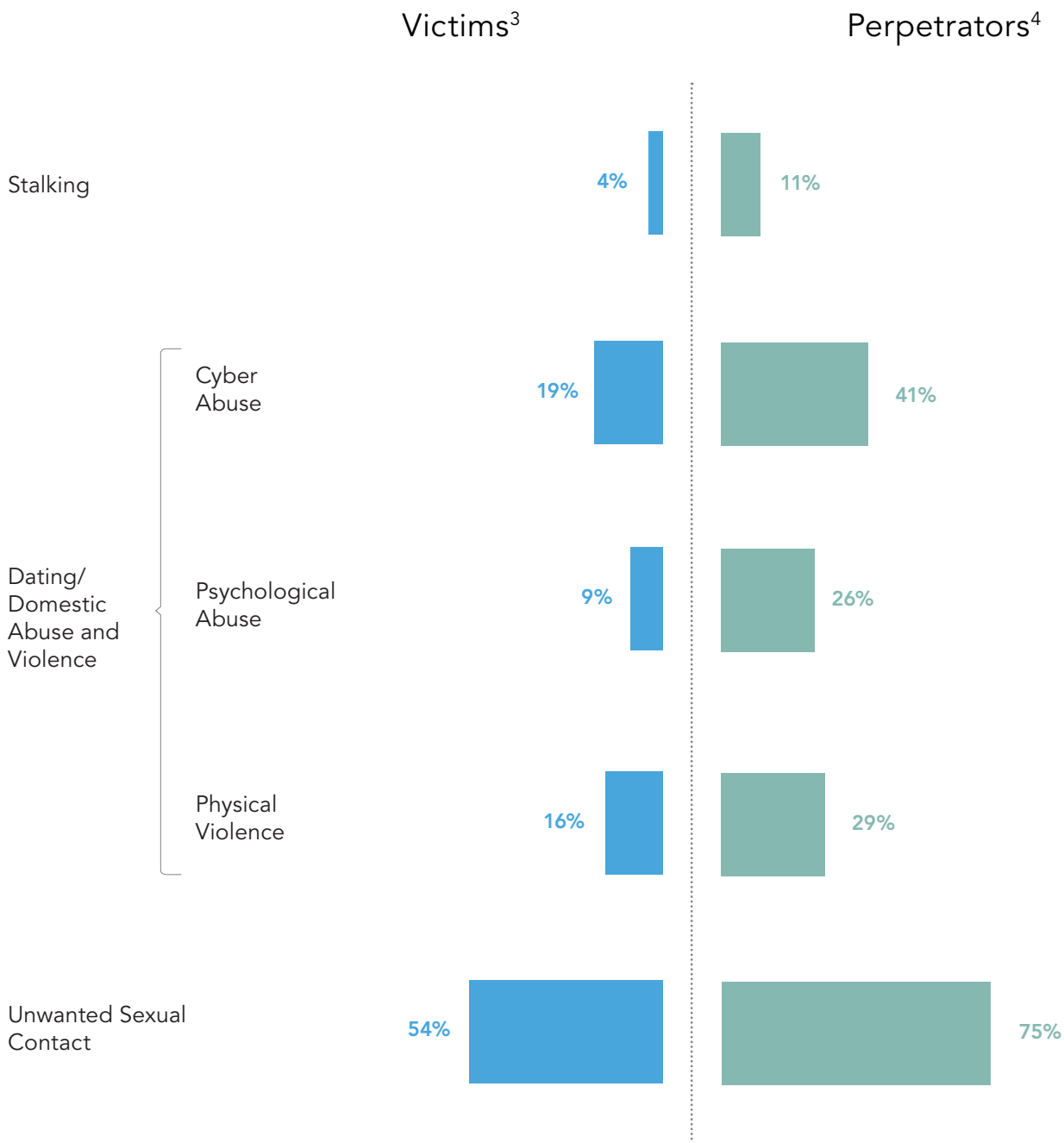
1. Participants responded to yes or no questions. Percentages are calculated on yes responses. Responses could be based on any victimization experience endorsed by the participant.
2. Analysis did not allow for clear understanding of the utilization of services after victims determined their needs.

---

This research was conducted by the CLASE research team at the Institute on Domestic Violence & Sexual Assault and the Bureau for Business Research. Dr. Noël Busch-Armendariz is the IDVSA director and CLASE Principal Investigator.

This research study was funded by The University of Texas System Board of Regents. The opinions, findings, and conclusions expressed in this publication are those of the authors and do not necessarily reflect those of The University of Texas System. For questions on this report, please email [idvsa@austin.utexas.edu](mailto:idvsa@austin.utexas.edu)

# Alcohol and Drug Use at Time of Victimization<sup>1,2</sup>





---

## ► Understanding the Infographic Data

- Perpetrators used alcohol/drugs more often than victims at the time of victimization across all categories of abuse and violence.
- Perpetrators used alcohol/drugs in 26% of psychological abuse incidents, compared to 9% of victims.
- Perpetrators used alcohol/drugs in 29% of physical violence incidents, compared to 16% of victims.
- Perpetrators used alcohol/drugs in 75% of unwanted sexual contact incidents, compared to 54% of victims.

### Footnotes

1. These analyses are based on questions posed to victims to “recount one victimization since they had enrolled that had the greatest impact on them.” This does not describe all the victimizations reported by students in this survey.
2. We did not measure alcohol and drug use for faculty-staff perpetrated harassment and student-perpetrated harassment.
3. The survey originally included five response categories. The analyses are based on four collapsed categories (I had been using alcohol; I had been using drugs; I had been using both alcohol and drugs; and I had been taking prescription drugs not as prescribed). Data presented include only participants who reported using alcohol and/or drugs.
4. The survey originally included six response categories. The analyses are based on four collapsed categories (They had been using alcohol; They had been using drugs; They had been using both alcohol and drugs; and They had been taking prescription drugs not as prescribed). Data presented include only participants who reported the perpetrator using alcohol and/or drugs.

---

This research was conducted by the CLASE research team at the Institute on Domestic Violence & Sexual Assault and the Bureau for Business Research. Dr. Noël Busch-Armendariz is the IDVSA director and CLASE Principal Investigator.

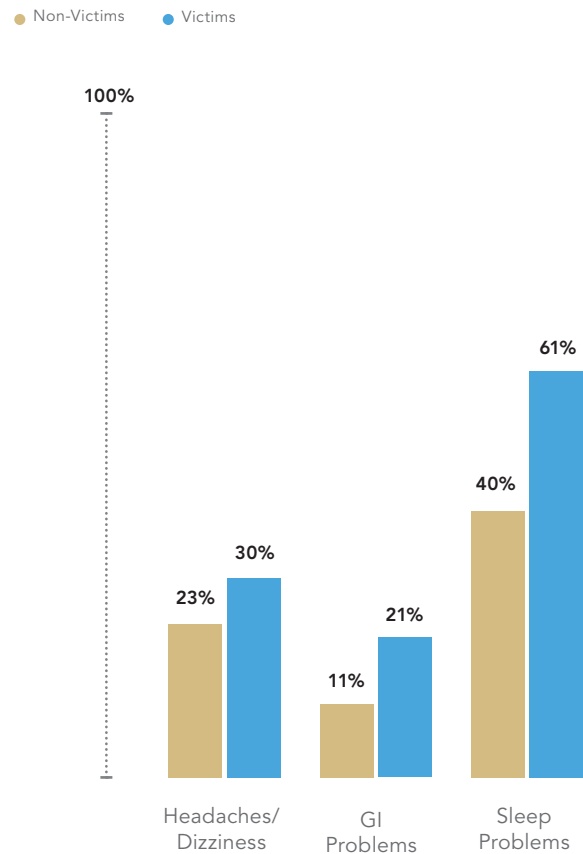
This research study was funded by The University of Texas System Board of Regents. The opinions, findings, and conclusions expressed in this publication are those of the authors and do not necessarily reflect those of The University of Texas System. For questions on this report, please email [idvsa@austin.utexas.edu](mailto:idvsa@austin.utexas.edu)

# Students' Health and Well-Being

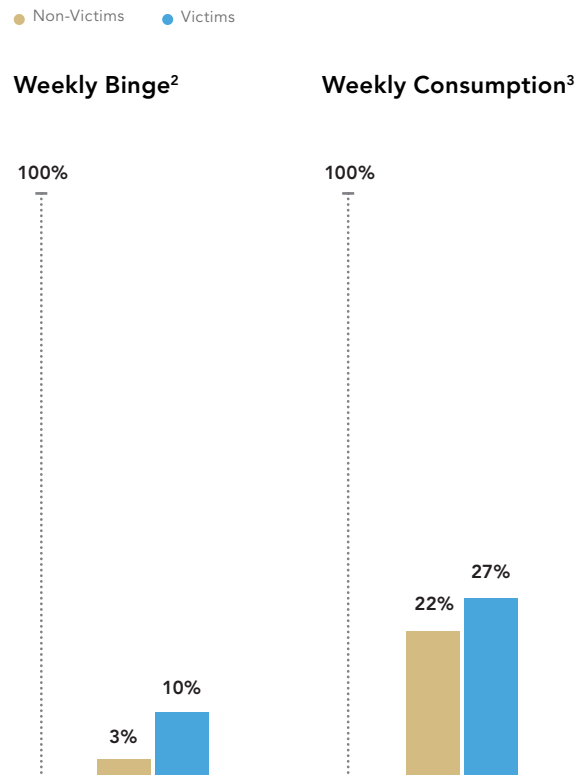
## Impact on Mental Health<sup>1</sup>



## Impact on Physical Health



## Impact on Alcohol Consumption



Findings are relevant to all students at UT Dallas.



## ► Understanding the Infographic Data

- Victims screened positive for depression at more than twice the rate (29%) of non-victims (12%).
- Victims screened positive for post-traumatic stress disorder (PTSD) at more than twice the rate (27%) of non-victims (11%).
- Victims reported higher rates of physical health problems than non-victims. For example, 61% of victims reported sleep problems, compared to 40% of non-victims.
- Victims reported higher rates of weekly alcohol consumption (27%) and weekly binge drinking (10%) compared to non-victims (22% and 3%, respectively).

### Footnotes

1. The CLASE survey included validated scales that assess for depression and post-traumatic stress disorder (PTSD) symptoms. Participants who are screened positive for depression symptoms and PTSD are displayed according to the scoring criteria associated with the original scales are displayed.

2. A drink is defined as half an ounce of alcohol equivalent to a 12-ounce can or glass of beer or cooler, a 5-ounce glass of wine, or a drink containing one shot of liquor. Binge drinking was defined as having five or more (if you are male) or four or more (if you are female) drinks containing any kind of alcohol on one occasion.

3. Participants responded to questions based on 11 categories. Analyses are based on reporting into five collapsed categories (Never: I never drank any alcohol in my life/I did not drink since enrolling; Less than monthly: 1 or 2 times per year/3 to 11 times per year; Monthly: Once a month/2 to 3 times a month; Weekly: Once a week/ Twice a week/3 to 4 times a week/5 to 6 times a week; and Daily: Every day). Percentages are calculated on Weekly responses.

*Findings are relevant to the population of students at UT Dallas. The methodology ensures that the estimates provide for statistical confidence and adequate anonymity of study participants. The research methodology report provides details about research design and sampling methodology including the sample size and the related margin of error.*

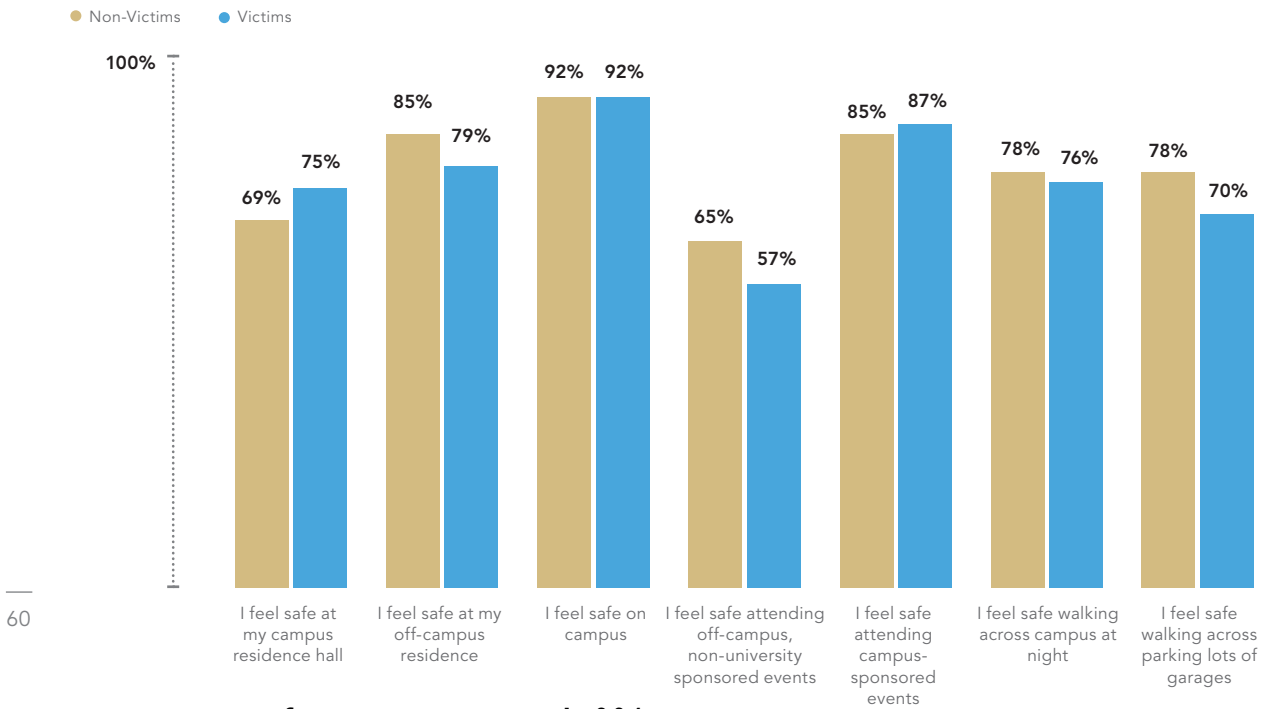
.....

This research was conducted by the CLASE research team at the Institute on Domestic Violence & Sexual Assault and the Bureau for Business Research. Dr. Noël Busch-Armendariz is the IDVSA director and CLASE Principal Investigator.

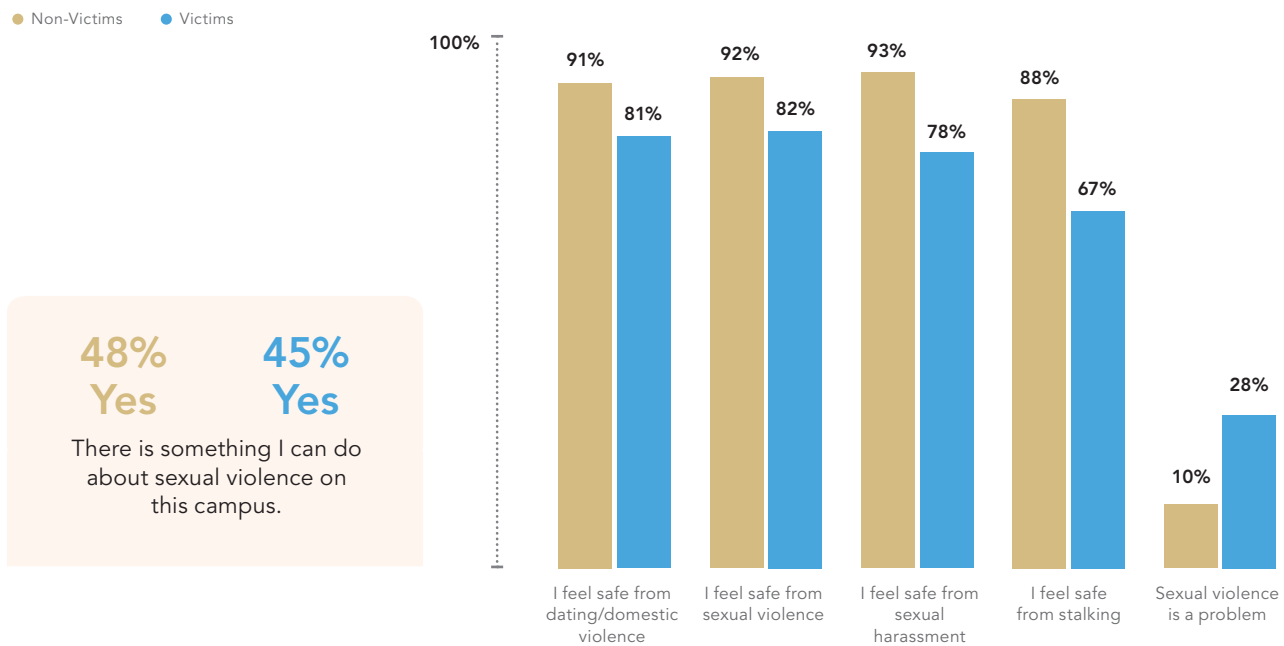
This research study was funded by The University of Texas System Board of Regents. The opinions, findings, and conclusions expressed in this publication are those of the authors and do not necessarily reflect those of The University of Texas System. For questions on this report, please email [idvsa@austin.utexas.edu](mailto:idvsa@austin.utexas.edu)

# Students' Perceptions of Safety at the Institution

## On and Around Campus<sup>1</sup>



## Perceptions of Victimization Risks<sup>2,3,4</sup>



**48% Yes**      **45% Yes**

There is something I can do about sexual violence on this campus.

Findings are relevant to all students at UT Dallas.



---

## ► Understanding the Infographic Data

- Seventy-six percent of victims and 78% of non-victims reported feeling safe walking across campus at night.
- Fifty-seven percent of victims and 65% of non-victims reported feeling safe attending off-campus non-university sponsored events.
- Twenty-eight percent of victims and 10% of non-victims reported believing that sexual violence is a problem on campus.
- Sixty-seven percent of victims and 88% of non-victims reported feeling safe from stalking on campus.

### Footnotes

1. Participants responded to questions based on a 5-point scale (Strongly Disagree, Disagree, Neutral, Agree, Strongly Agree). Analyses are based on analysis of participants who Strongly Agree or Agree.

2. Participants responded to questions based on a 5-point scale (Strongly Disagree, Disagree, Neutral, Agree, Strongly Agree). Four analyses are based on reporting into one collapsed category (Strongly Agree/Agree) and two analyses are based on reporting into one collapsed category (Strongly Disagree/Disagree).

3. Participants responded to questions about perception of safety surrounding victimization on or around campus.

4. Participants were asked to state if “On or around this campus, I feel safe from sexual violence.” Sexual violence is used instead of unwanted sexual contact to honor participant endorsement of a perception related specifically to the term sexual violence.

*Findings are relevant to the population of students at UT Dallas. The methodology ensures that the estimates provide for statistical confidence and adequate anonymity of study participants. The research methodology report provides details about research design and sampling methodology including the sample size and the related margin of error.*

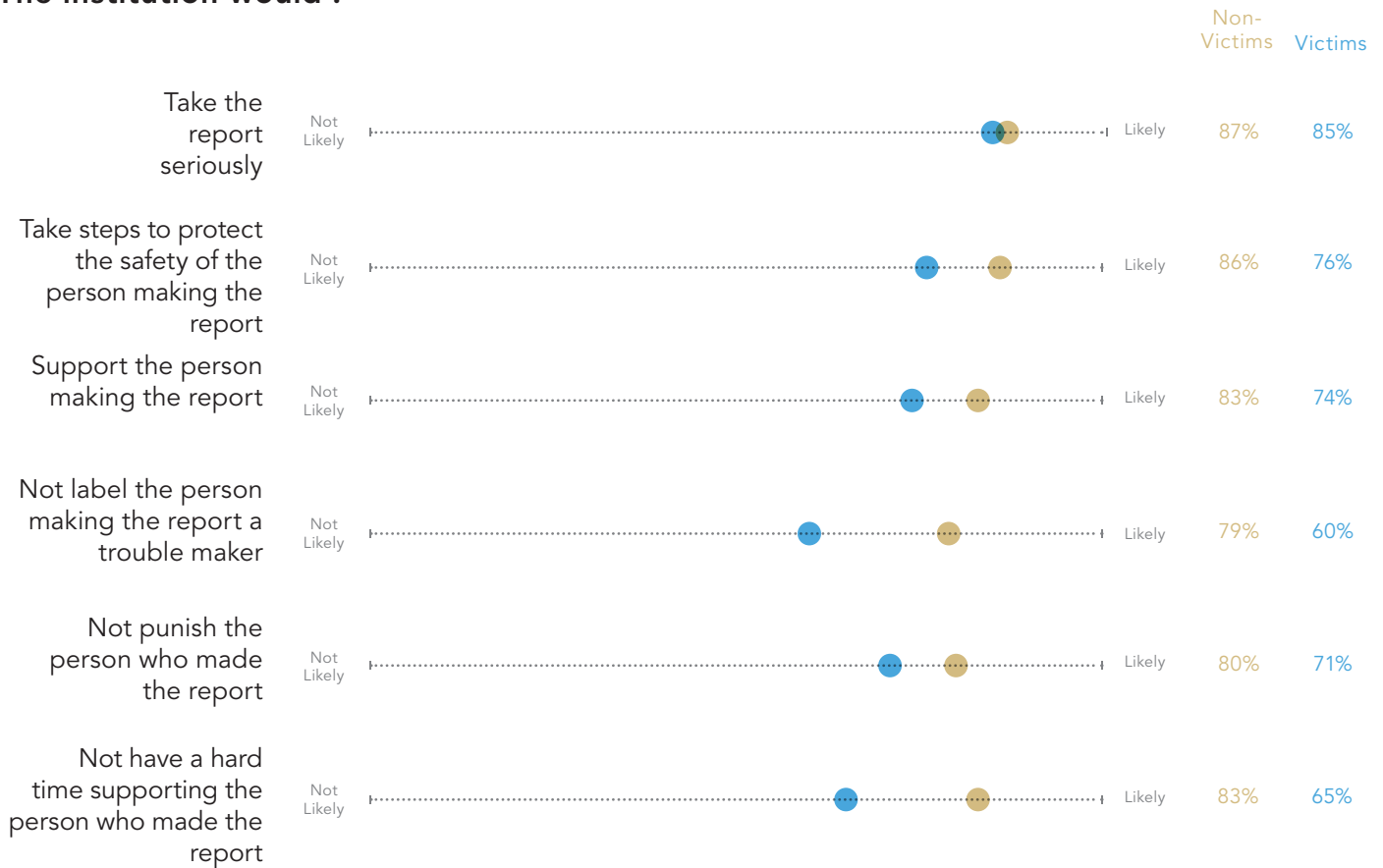
---

This research was conducted by the CLASE research team at the Institute on Domestic Violence & Sexual Assault and the Bureau for Business Research. Dr. Noël Busch-Armendariz is the IDVSA director and CLASE Principal Investigator.

This research study was funded by The University of Texas System Board of Regents. The opinions, findings, and conclusions expressed in this publication are those of the authors and do not necessarily reflect those of The University of Texas System. For questions on this report, please email [idvsa@austin.utexas.edu](mailto:idvsa@austin.utexas.edu)

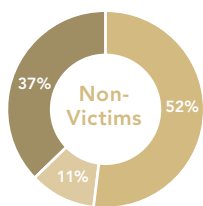
# Students' Perceptions of Institutional Response

## The institution would<sup>1</sup>:

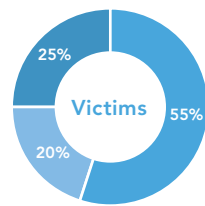


62

### Do you know where students get help?<sup>2</sup>

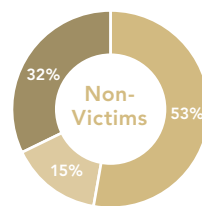


● Yes: **52%**  
● No: **11%**  
● I don't know: **37%**

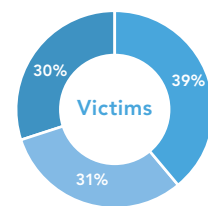


● Yes: **55%**  
● No: **20%**  
● I don't know: **25%**

### Do you know what happens after getting help?<sup>2</sup>



● Yes: **53%**  
● No: **15%**  
● I don't know: **32%**



● Yes: **39%**  
● No: **31%**  
● I don't know: **30%**

Findings are relevant to all students at UT Dallas.



---

## ► Understanding the Infographic Data

- Eighty-five percent of victims and 87% of non-victims reported believing their institution would take a report seriously.
- Seventy-four percent of victims and 83% of non-victims reported believing their institution would support the person making the report.
- Fifty-five percent of victims and 52% of non-victims reported knowing where students get help.
- Thirty-nine percent of victims and 53% of non-victims reported knowing what happens after getting help.

### Footnotes

1. Participants responded to questions based on a 5-point scale (Strongly Disagree, Disagree, Neutral, Agree, Strongly Agree). Analyses are based on analysis of participants who Strongly Agree or Agree.

2. Participants responded to questions based on a 5-point scale (Strongly Disagree, Disagree, Neutral, Agree, Strongly Agree). Four analyses are based on reporting into one collapsed category (Strongly Agree/Agree) and two analyses are based on reporting into one collapsed category (Strongly Disagree/Disagree).

*Findings are relevant to the population of students at UT Dallas. The methodology ensures that the estimates provide for statistical confidence and adequate anonymity of study participants. The research methodology report provides details about research design and sampling methodology including the sample size and the related margin of error.*

---

This research was conducted by the CLASE research team at the Institute on Domestic Violence & Sexual Assault and the Bureau for Business Research. Dr. Noël Busch-Armendariz is the IDVSA director and CLASE Principal Investigator.

This research study was funded by The University of Texas System Board of Regents. The opinions, findings, and conclusions expressed in this publication are those of the authors and do not necessarily reflect those of The University of Texas System. For questions on this report, please email [idvsa@austin.utexas.edu](mailto:idvsa@austin.utexas.edu)

Page was intentionally left blank



# 3.

## Current Programs

Page was intentionally left blank

UT Dallas Coordinated Response, Prevention Efforts, and Resources to Address Sexual Harassment, Stalking, Dating/Domestic Abuse and Violence, and Unwanted Sexual Contact

## Supportive Services

---

### On Campus —

#### Online Resources to Address Sexual Harassment and Sexual Misconduct

A listing of campus and community resources to address sexual harassment and sexual misconduct. Visit <http://www.utdallas.edu/oiec/title-ix/resources/> for information.

#### Safe Walk Campus Escorts

This student-run volunteer group provides walks to and from campus to UT Dallas students, faculty, and staff with the help of student volunteers. For information contact (972) 883-2332.

#### Student Wellness Center

The Student Wellness Center is located in the Student Services Building and promotes health, fitness, and responsible personal choices among students through educational programs, re-sources, and consultations. Contact (972) 883-4275 or visit <http://www.utdallas.edu/studentwellness/> for information.

[utdallas.edu/studentwellness/](http://www.utdallas.edu/studentwellness/) for information.

#### Student Counseling Center

The Student Counseling Center provides confidential individual and group counseling to UT Dallas students. For non-emergencies contact (972) 883-2575 and for 24/7 crisis hotline contact (972) UTD-TALK. For the local rape crisis hotline contact (972) 641-7273. For UT Dallas Police contact (972) 883-2222. Visit <http://www.utdallas.edu/counseling/> for information.

#### Confidential Resources and Reporting — Student Health Center (SHC)

The SHC provides medical care and patient education to enrolled students who have paid the medical services fee along with their tuition at The University of Texas at Dallas. Services include primary care, minor emergency care, women's health, STD testing, allergy/immunizations, and laboratory services. For non-emergency appointments contact (972) 883-2747. For a medical emergency call 911. Visit <http://www.utdallas.edu/healthcenter/> for information.

## Student Counseling Center

The Student Counseling Center provides confidential sexual assault recovery services to UT Dallas students. For non-emergencies contact (972) 883-2575 and for 24/7 crisis hotline contact (972) UTD-TALK. For the local rape crisis hotline contact (972) 641-7273. For UT Dallas Police contact (972) 883-2222. Visit <http://www.utdallas.edu/counseling/> for information.

## Galerstein Women's Center (GWC)

The Galerstein Women's Center provides confidential guidance, coaching, mentoring, mediation and resource referrals for students, faculty and staff struggling with challenging short term situations including but not limited to work, school, and personal stressors.

The GWC provides opportunities to foster a safe and inclusive environment for UT Dallas students, faculty and staff members through advocacy around issues of gender equality and diversity. The GWC supports women and LGBT+ students, faculty, and staff, along with the mission of the Office of Diversity & Community Engagement to "embrace, enhance, and celebrate diversity at all levels of the University." Call 972-883-6555 visit <https://www.utdallas.edu/womenscenter/> for information.

## Employee Assistance Program (EAP)

UT Dallas employees can access confidential counseling through the UT Dallas Employee Assistance Program. Contact (214) 648-5330 or email [eap@utdallas.edu](mailto:eap@utdallas.edu) for information.

## Ethics Compliance Hotline

The hotline provides a confidential and assured non-retaliation way for the campus community to report instances of non-compliance to university pol-

icy, including Title IX related issues. Call 1-888-228-7707 to submit a report. For more information, visit <https://www.utdallas.edu/hotline/>

## Silent Witness Program

As a silent witness, students can make a confidential and anonymous report of a crime (NOT crimes in progress) to UT Dallas Police Department. Visit <http://www.utdallas.edu/police/silentwitness.html> for information.

## Off Campus —

### Sexual Assault Forensic Exams (SAFEs)

Victims of sexual assault may wish to receive a confidential and free SAFE exam within 96 hours of the assault. The SAFE exam is available at Texas Health Presbyterian-Dallas (214) 345-6789, Texas Health Presbyterian-Plano (214) 418-4041, Parkland Hospital (214) 590-8000, and Methodist Dallas Medical Center (214) 947-8181.

### Dallas Area Rape Crisis Center (DARCC)

DARCC provides survivors of sexual violence comprehensive advocacy services including counseling, crisis intervention, medical accompaniment, law enforcement/judicial accompaniment, case management, and community education/prevention. For 24/7 crisis hotline contact (972)641-7273. Visit <http://www.dallas-rapecrisis.org/> for information.

### The Turning Point

The Turning Point provides counseling, education and advocacy for those impacted by sexual violence. In person, walk-in advocacy services are available 9am-5pm, Monday thru Friday. Contact the confidential hotline at 1-800-886-7273. Visit <http://www.>

[theturningpoint.org/](http://theturningpoint.org/) for more information.

## The Texas Association Against Sexual Assault (TAASA)

TAASA provides education, prevention, and advocacy to victims of sexual assault. Contact (512)474-7190 or visit <http://taasa.org/> for information.

## Coordinated Response

### Office of Institutional Equity and Compliance

UT Dallas's Office of Institutional Equity and Compliance (OIEC) supports the University's mission by promoting accessibility, diversity, and inclusiveness. Prohibited behaviors include sex discrimination, sexual harassment, sexual violence, and all forms of sexual misconduct. Visit <https://www.utdallas.edu/oiec/title-ix/> for information.

### Title IX Services and Initiatives

The Title IX Coordinator oversees the University's Title IX compliance. The Director of Title IX Initiatives serves as the lead Title IX investigator. Contact James Dockery or Brandy Davis at (972) 883-2218 or email [TitleIXCoordinator@utdallas.edu](mailto:TitleIXCoordinator@utdallas.edu) for more information.

### Title IX Advisory Group

This advisory group brings together members of the UT Dallas community including staff, faculty, and student employees on a monthly basis to inform and support campus-wide Title IX efforts.

### UT Dallas Police Department

The UT Dallas Police Department's mission is to protect and serve all persons within the UT Dallas community, while protecting the resources of

the university. For emergencies contact 911. For non-emergency contact (972) 883-2222. Visit <http://www.utdallas.edu/police/> for information.

## Policy

### Policy on Prohibited Discrimination and Sexual Harassment; Sexual Misconduct Policy

Visit <https://policy.utdallas.edu/utdbp3102> for information.

Visit <https://policy.utdallas.edu/utdbp3103> for Policy on Consensual Relationships.

### UT Dallas Handbook of Operating Procedures

This handbook covers grievances procedures in regard to EEO or Sexual Harassment. Visit <http://policy.utdallas.edu/utdsp5005> for information.

## Professional Training

### Mandatory Compliance Training

All new employees including student workers and research/teaching assistants must complete mandatory compliance training on discrimination, sexual harassment, and sexual violence within 30 days of hire. Additionally, all employees are required to complete annual compliance training each spring semester. Visit <https://www.utdallas.edu/oiec/compliance/training/> for information.

### Bystander Intervention Training

Bystander Intervention training is provided to all Student Affairs staff and to club sport coaches over the summer, and to all resident peer advisors twice annually. Sponsored by the Student Wellness Center.

## Title IX Training

Presentations on Title IX and UT policies are made to various campus constituents including Athletics coaches/staff, College faculty and staff, Dean of Students staff, Faculty Council, hearing officers, law enforcement, library staff, professional staff, research and teaching assistants, Student Affairs staff, Student Accessibility staff, Title IX coordinators, Title IX investigators, resident life staff (including resident directors and advisors), Multicultural Center employees, PeopleSoft Academy staff, and student orientation leaders. Sponsored by the Office of Institutional Equity.

## Awareness, Prevention, and Educational Efforts

---

### HAVEN

HAVEN is an online sexual assault prevention education module for all new students (undergraduate, graduate, transfer, transient, and executive education). Haven is mandatory; failure to complete the program will result in a hold preventing the student from viewing grades. Managed by Student Wellness Center. Visit <https://www.utdallas.edu/studentwellness/haven/> for information.

### Comet Voice Student Taskforce

This student organization meets once a semester to discuss campus needs and increase awareness of bystander intervention.

### Student Government

Student Government at UT Dallas has taken an active role in increasing awareness of Title IX and Title IX educational programming to their fellow students.

## A Walk in Her Shoes

The interfraternity Council of UT Dallas implements this nationally recognized program in an effort to increase awareness and support of individual rights related to domestic violence, sexual assault and other issues.

## Sexual Misconduct Presentations

These sexual misconduct presentations are available to student organizations and address discrimination, sexual harassment, and Title IX. Sponsored by the Office of Institutional Equity and the Student Wellness Center.

## Bystander Intervention Presentations

This annual bystander intervention presentation is provided during student orientation to all new students and transfer students. Sponsored by the Dean of Students.

## Comet Camp

This three-day overnight summer camp is offered to incoming UT Dallas students and presents information on healthy relationships. Sponsored by Student Services.

## Wellness Leader Training

Wellness Leader Training provides non-student leaders with the skills necessary to apply the principles of bystander intervention to situations that their fellow students may face, like sexual misconduct. The training is aimed towards non-student leaders in an effort to increase the number of students that are trained in bystander intervention. Provided by the Student Wellness Center during the Fall and Spring semesters.

## **SAFE ZONE Ally Training**

SAFEZONE Ally Training is a national concept in which safe spaces are identified and marked with a symbol unique to each campus. By displaying the SAFE ZONE logo on a department door, office, or desk, allies show that they value a diverse and inclusive campus community and are committed to offer support, resources, and guidance. Visit <https://www.utdallas.edu/womenscenter/lgbtq.html> for more information on upcoming trainings.

## **LGBT+ and Women's Equity Workshops**

The Galerstein Women's Center offers a series of 1-hour mini-workshops open to faculty, staff, students, community members, and industry, upon request. These mini-workshops use an intersectional approach to educate and provide practical tools to foster allyship practices that promote equitable and affirming climates across overlapping identities and communities of both women and LGBT+ communities.

## **Rape Aggression Defense (RAD) Course**

RAD is a 12-hour self-defense course offered for free to UT students, faculty, and staff by UTD PD. Visit <https://www.utdallas.edu/police/rad.html> for information.

## **Comet Voice: The Bystander Intervention Initiative of the University of Texas at Dallas**

This UT Dallas bystander initiative of various on-campus partners, is designed to promote bystander intervention by UT Dallas students and create a "culture of caring" on campus. Comet Voice includes the Bystander Intervention Award Program, an online nomination and awards program designed to recognize outstanding acts of bystander intervention. It is offered throughout

the academic year and is sponsored by the Student Wellness Center. Visit <http://www.utdallas.edu/cometvoice/> for information.

## **Behavior Assessment and Intervention Team (BAIT)**

BAIT strives to promote the health, safety, and welfare of the entire UT Dallas community by preventing and resolving incidents of violence across campus, with an emphasis on addressing sexual harassment, stalking, dating/domestic violence, and sexual assault. Visit <http://www.utdallas.edu/conduct/bait/> for information or to make an online referral.

## **Sexual Assault Awareness Month**

Peer health educators provide information to promote sexual assault awareness during this nationwide event, throughout the month of April. Events are hosted in collaboration with the Student Wellness Center, Student Counseling Center, The Galerstein Women's Center and Title IX.

## **It's On Us**

This week-long sexual assault awareness program at UT Dallas is part of a national initiative that aims to empower students to help end sexual assault on campuses. Offered multiple times a year, this program includes events and pledge booths where students commit to taking an active role to prevent sexual assault. Sponsored by the Student Wellness Center, Student Government, and campus sororities and fraternities.

## **Take Back the Night (Spring)**

This annual gender-inclusive awareness initiative during Sexual Assault Awareness Month aims to help college students take back the night and stop violence on their campuses.

Page was intentionally left blank



# 4.

## Next Steps

Page was intentionally left blank

# Next Steps

As a result of the CLASE survey findings, The University of Texas at Dallas has identified priority action items and specific areas for both immediate actions and future steps. These priorities will complement existing initiatives on campus, building a comprehensive network of resources with the goals of advancing safety efforts and enhancing students' college learning experience.

## Low Reporting Rate

Data from the campus climate survey indicates underreporting of victimization among our college students. While we currently have options such as confidential support services and the HAVEN module in place, we need more targeted strategies to confront some of the obstacles that may be preventing students from reporting or disclosing.

The following are our immediate actions to increase reporting rates.

1. Provide education across the campus about reporting process and options.
2. Increase campus awareness of the University's policies about sexual harassment and sexual misconduct.
3. Increase student participation in the Wellness Leader program in an effort to increase the number of students that are trained in bystander intervention and increase knowledge of reporting and support services.
4. Implement a campus wide care team aimed at

providing support services to students who have made Title IX and/or VAWA reports. These students are vulnerable to acts of retaliation and/or adverse reactions including increased stress and anxiety.

## Faculty/Staff Sexual Harassment

Faculty/staff sexual harassment of students is concerning to our entire community and has the potential to threaten a student-victim's ability to succeed in college.

The following are our immediate actions to reduce faculty/staff sexual harassment.

1. Increase training for faculty, staff, graduate assistants and teaching assistants on sexual misconduct and reporting.
2. Work with members of the Office of the President Cabinet about further development of faculty and staff Title IX training.
3. Increase faculty/staff awareness of university policies about sexual harassment, sexual mis-

- conduct, including mandatory reporting.
4. Educate faculty/staff on ways to maintain a safe campus.

## Knowledge of Reporting Process and Supports

Any student who experiences various forms of victimization should receive the support they need to recover from their trauma and continue their college careers. The survey revealed areas in which UT Dallas could improve outreach and educational efforts to increase knowledge among students about the reporting process and resources following an incident of victimization.

The following are our immediate actions to increase knowledge of the reporting process.

1. Expand violence prevention education, which is currently only at orientation, throughout the academic year.
2. Launch Sexual Assault Nurse Examiner (SANE) program through the Student Health Center.
3. Develop a monthly meeting between Title IX office and LGBT+ students.
4. Create a sexual assault awareness and prevention initiative with radio and newspaper ads.

## Perpetrators and Alcohol/Drug Use

While the UT Dallas community works diligently to support victims, the community must also ensure that perpetrators/accused individuals have adequate counseling services available. Addressing the prevalence of co-occurrence of alcohol/drug use and sexual victimization is also necessary, as survey findings indicated this is a widespread phenomenon. There are

a number of actions we can take in order to address perpetration and reduce sexual violence:

The following are our immediate actions.

1. Increase understanding of the connection between alcohol/drug use and perpetration through identifying best practices and existing benchmarks
2. Increase discussion of consent during alcohol education presentations and programs.
3. Further emphasize responsible drinking behaviors and bystander intervention during existing alcohol education, sexual misconduct, and bystander intervention trainings and programs.
4. Ensure that students found to be perpetrators receive appropriate counseling services and/or other intervention services prior to being permitted to return to campus.

## Perceptions of Institution Response

The way students perceive the manner in which UT Dallas, as an institution, will receive and respond to reports of victimization influences whether or not victims come forward for help. The CLASE survey revealed areas in which UT Dallas could improve communications about reporting, awareness, and prevention.

The following are our immediate actions.

1. Create newspaper ads informing students about campus resources for victims.
2. Update web resources of key departments such as Title IX, Student Counseling Center, Women's Center, and Comet Voice to increase student knowledge about how and where to seek help after victimization and what to expect when a report is filed.

Page was intentionally left blank

Page was intentionally left blank

# 5.

## Additional Information

Page was intentionally left blank



## Appendix A: Comparison of Prevalence Estimates Among Three Institutions of Higher Education Using the Administrator Researcher Campus Climate Collaborative (ARC3) Measure

Two institutions' findings were selected for comparison with UT System results. These institutions (Penn State and University of Iowa) were selected based on three criteria: 1) both used the ARC3 survey measurement tool as the primary tool (methodological modifications are noted about how the tool was implemented), 2) students were queried about their experiences since their enrollment across all three institutions, and 3) all three are public institutions of higher education (IHEs).

Methodological differences exist among the studies and readers are cautioned when making direct comparisons among prevalence rates. Main differences include 1) variability in population demographics among the institutions, 2) estimations of prevalence were calculated differently (i.e. the CLASE project uses a Title IX framework, see Appendix B), 3) dating/domestic abuse and violence was measured differently across studies, and 4) findings for faculty/staff-perpetrated sexual harassment, student-perpetrated sexual harassment, and unwanted sexual contact were presented differently.

**Table 1: Faculty/Staff-Perpetrated Sexual Harassment**

Table 1 presents the prevalence findings for faculty/staff-perpetrated sexual harassment victimization. Some methodological differences are noted.

Study Title	Student Classification	Prevalence Findings	Response Rate
<b>Faculty/Staff-Perpetrated Sexist Gender Harassment</b>			
2017 Cultivating Learning and Safe Environments - UT Dallas	All	13%	10.5%
2016 Speak Out Iowa Survey Full Report and Anti-Violence Plan <sup>1</sup>	All	36%	9.3%
<b>Faculty/Staff-Perpetrated Crude Sexual Harassment</b>			
2017 Cultivating Learning and Safe Environments - UT Dallas	All	6%	10.5%
2016 Speak Out Iowa Survey Full Report and Anti-Violence Plan	All	13.4%	9.3%
<b>Faculty/Staff-Perpetrated Unwanted Sexual Attention</b>			
2017 Cultivating Learning and Safe Environments - UT Dallas	All	3%	10.5%
2016 Speak Out Iowa Survey Full Report and Anti-Violence Plan	All	4.2%	9.3%
<b>Faculty/Staff-Perpetrated Sexual Coercion</b>			
2017 Cultivating Learning and Safe Environments - UT Dallas	All	1%	10.5%
2016 Speak Out Iowa Survey Full Report and Anti-Violence Plan	All	1.5%	9.3%
<b>Faculty/Staff-Perpetrated Sexual Harassment Overall Rate</b>			
2015 Penn State Sexual Misconduct Climate Survey: University Park <sup>2,3</sup>	Undergraduate	29.9%	27%
	Graduate	32.9%	41%

<sup>1</sup>The University of Iowa. (2016). *Speak out Iowa survey full report and anti-violence plan*. Retrieved from <https://speakout.uiowa.edu/assets/Uploads/Speak-Out-Iowa-Full-Report-and-Anti-Violence-Plan.pdf>

<sup>2</sup>Penn State Student Affairs. (2015). *2015 Penn State sexual misconduct climate survey—University Park*. Retrieved from <https://studentaffairs.psu.edu/assessment/SMCS/>

<sup>3</sup>Penn State reports faculty/staff-perpetrated sexual harassment as an overall rate.

## Table 2: Student-Perpetrated Sexual Harassment

Table 2 presents the prevalence findings for student-perpetrated sexual harassment victimization. Some methodological differences are noted.

Study Title	Student Classification	Prevalence Findings	Response Rate
2017 Cultivating Learning and Safe Environments - UT Dallas	All	23%	10.5%
2015 Penn State Sexual Misconduct Climate Survey: University Park <sup>1</sup>	Undergraduate	64.5%	27%
	Graduate	41.4%	41%
<b>Student-Perpetrated Sexual Harassment Subscale Rates</b>			
2016 Speak Out Iowa Survey Full Report and Anti-Violence Plan <sup>2,3</sup>	Sexist Gender Harassment	All	56.9%
	Crude Gender Harassment	All	45.6%
	Unwanted Sexual Attention	All	23.5%
	Sexual Harassment via Electronic Communication	All	24.5%
			9.3%

82

<sup>1</sup> Penn State Student Affairs. (2015). *2015 Penn State sexual misconduct climate survey—University Park*. Retrieved from <https://studentaffairs.psu.edu/assessment/SMCS/>

<sup>2</sup>The University of Iowa. (2016). *Speak out Iowa survey full report and anti-violence plan*. Retrieved from <https://speakout.uiowa.edu/assets/Uploads/Speak-Out-Iowa-Full-Report-and-Anti-Violence-Plan.pdf>

<sup>3</sup>The University of Iowa presents subscale rates for student-perpetrated sexual harassment, not overall rates.

## Table 3: Stalking

Table 3 presents the prevalence findings for stalking victimization. Some methodological differences are noted.

Study Title	Student Classification	Prevalence Findings	Response Rate
2017 Cultivating Learning and Safe Environments - UT Dallas	All	12%	10.5%
2015 Penn State Sexual Misconduct Climate Survey: University Park <sup>1</sup>	Undergraduate	20.7%	27%
	Graduate	11.7%	41%
2016 Speak Out Iowa Survey Full Report and Anti-Violence Plan <sup>2</sup>	All	9.4%	9.3%

<sup>1</sup> Penn State Student Affairs. (2015). *2015 Penn State sexual misconduct climate survey—University Park*. Retrieved from <https://studentaffairs.psu.edu/assessment/SMCS/>

<sup>2</sup>The University of Iowa. (2016). *Speak out Iowa survey full report and anti-violence plan*. Retrieved from <https://speakout.uiowa.edu/assets/Uploads/Speak-Out-Iowa-Full-Report-and-Anti-Violence-Plan.pdf>

**Table 4: Dating/Domestic Abuse and Violence**

Table 4 presents the prevalence findings for dating/domestic abuse and violence victimization. Some methodological differences are noted.

Study Title	Student Classification	Prevalence Findings			Response Rate
		Cyber Abuse	Psychological Abuse	Physical Violence	
2017 Cultivating Learning and Safe Environments - UT Dallas	All	11%	8%	8%	10.5%
		Psychological Abuse & Physical Violence <sup>1</sup>			
2015 Penn State Sexual Misconduct Climate Survey: University Park <sup>2</sup>	Undergraduate		11.5%		27%
	Graduate		7.2%		41%
2016 Speak Out Iowa Survey Full Report and Anti-Violence Plan <sup>3</sup>	All		9.4%		9.3%

<sup>1</sup> Penn State and The University of Iowa use the ARC3 measure for dating violence that has items pertaining to psychological abuse and physical violence. CLASE uses three different measures for dating and domestic abuse and violence.

<sup>2</sup> Penn State Student Affairs. (2015). *2015 Penn State sexual misconduct climate survey—University Park*. Retrieved from <https://studentaffairs.psu.edu/assessment/SMCS/>

<sup>3</sup> The University of Iowa. (2016). *Speak out Iowa survey full report and anti-violence plan*. Retrieved from <https://speakout.uiowa.edu/assets/Uploads/Speak-Out-Iowa-Full-Report-and-Anti-Violence-Plan.pdf>

## Table 5: Unwanted Sexual Contact

Table 5 presents the prevalence findings for unwanted sexual contact victimization. Some methodological differences are noted.

Study Title	Student Classification	Student Gender	Prevalence Findings	Response Rate
<b>Unwanted Sexual Touching</b>				
2017 Cultivating Learning and Safe Environments - UT Dallas	All	All	9%	10.5%
2015 Penn State Sexual Misconduct Climate Survey: University Park <sup>1</sup>	Undergraduate	All	20.5%	27%
	Graduate		7.5%	41%
2016 Speak Out Iowa Survey Full Report and Anti-Violence Plan <sup>2</sup>	All	Female	32.9%*	9.3%
		Male	12.5%*	
<b>Attempted Rape</b>				
2017 Cultivating Learning and Safe Environments - UT Dallas	All	All	3%	10.5%
2016 Speak Out Iowa Survey Full Report and Anti-Violence Plan	All	Female	18.4%*	9.3%
		Male	6.8%*	
<b>Rape</b>				
2017 Cultivating Learning and Safe Environments - UT Dallas	All	All	4%	10.5%
2016 Speak Out Iowa Survey Full Report and Anti-Violence Plan	All	Female	19.1%*	9.3%
		Male	3.9%*	
<b>Penn State Overall Rate for Attempted Rape and Rape</b>				
2015 Penn State Sexual Misconduct Climate Survey: University Park <sup>3</sup>	Undergraduate	All	18.1%	27%
	Graduate		6.7%	41%

<sup>1</sup>PennState Student Affairs. (2015). *2015 Penn State sexual misconduct climate survey—University Park*. Retrieved from <https://studentaffairs.psu.edu/assessment/SMCS/>

<sup>2</sup>The University of Iowa. (2016). *Speak out Iowa survey full report and anti-violence plan*. Retrieved from <https://speakout.uiowa.edu/assets/Uploads/Speak-Out-Iowa-Full-Report-and-Anti-Violence-Plan.pdf>

<sup>3</sup>Penn State provides overall rates for students reporting rape and/or attempted rape; these rates are not presented separately throughout their report.

\*Prevalence rate only includes incidents which occurred through the use of force or incapacitation.

## Appendix B: Establishing Prevalence: Title IX, Texas Penal Code, and Student Judicial Services' Code of Conduct\*

Prevalence was calculated for victimization measures when single or multiple incidents of behavior(s) were endorsed. Title IX's "hostile environment" threshold was often met with a single incident. In some cases, multiple incidents of behaviors were needed to create a totality of circumstances to reach the hostile environment claim. In other cases, a behavior could result in a violation if it occurred more than once. This is one example; the full details of the decision-making are outlined in the tables below.

A structured four-step strategy was used to estimate the prevalence and rates.

Step 1 involved engaging experts to define which victimization survey questions met any Title IX and/or Texas Penal Code violation.

Step 2 included reviewing and excluding any victimization survey questions that did not meet the legal, criminal, and policy criteria outlined in Step 1.


Step 3 included further selecting victimization survey questions that only met Title IX violations because the scope of the study is the college campus context (Title IX-related) and not criminal context (Texas Penal Code-related).

Step 4 involved examining each victimization question by frequency. For some victimization questions, a single incident was sufficient threshold to be included in the prevalence calculations. In other cases, multiple occurrences were required for the victimization question to be included in the prevalence calculation. These decisions were based on the review in Step 1.

The Research Methods Report provides a detailed summary of the prevalence estimation methodology (see the IDVSA website).

*\*The purpose of this appendix is to predict the behaviors' relative potential and circumstantial possibilities of violating federal, state, or local law or policy. It is used in the context of social science research and does not imply that these behaviors, exclusive of context, automatically violate federal law, state law and/or university policy. Actual violations are determined on a case-by-case basis.*

Faculty/Staff-Perpetrated Sexual Harassment	TX Penal Code	Student Judicial Services	Title IX
<b>Subscale: Sexist Gender Harassment</b>			
Treated you "differently" because of your sex	No	Yes	Yes
Displayed, used, or distributed sexist or suggestive materials	Yes <sup>1</sup>	Yes <sup>2</sup>	Yes <sup>2</sup>
Made offensive sexist remarks	No	Yes	Yes
Put you down or was condescending to you because of your sex	No	Yes	Yes
<b>Subscale: Crude Sexual Harassment</b>			
Repeatedly told sexual stories or jokes that were offensive to you	No <sup>3</sup>	Yes <sup>2</sup>	Yes <sup>2</sup>
Made unwelcome attempts to draw you into a discussion of sexual matters	No	Yes <sup>2</sup>	Yes <sup>2</sup>
Made offensive remarks about your appearance, body, or sexual activities	No <sup>3</sup>	Yes	Yes <sup>2</sup>
Made gestures or used body language of a sexual nature which embarrassed or offended you	No <sup>3</sup>	Yes	Yes <sup>2</sup>

Faculty/Staff-Perpetrated Sexual Harassment scale continued on next page— 

# Additional Information

<b>Subscale: Unwanted Sexual Attention Harassment</b>			
Made unwanted attempts to establish a romantic sexual relationship with you despite your efforts to discourage it	No <sup>3</sup>	Yes	Yes <sup>2</sup>
Continued to ask you for dates, drinks, dinner, etc. even though you said "No"	No <sup>3</sup>	Yes	Yes <sup>2</sup>
Touched you in a way that made you feel uncomfortable	Yes <sup>4</sup>	Yes	Yes <sup>2</sup>
Made unwanted attempts to stroke, fondle or kiss you	Yes <sup>4</sup>	Yes	Yes
<b>Subscale: Sexual Coercion Harassment</b>			
Made you feel like you were being bribed with a reward to engage in sexual behavior	Yes <sup>4</sup>	Yes	Yes
Made you feel threatened with some sort of retaliation for not being sexually cooperative	Yes <sup>4</sup>	Yes	Yes
Treated you badly for refusing to have sex	No	Yes	Yes
Implied better treatment if you were sexually cooperative	Yes <sup>4</sup>	Yes	Yes

<sup>1</sup> If harassment, stalking, disclosure of intimate visual material, or electronic transmission of visual material depicting a minor.

<sup>2</sup> If totality of circumstances creates a hostile environment.

<sup>3</sup> Unless risen to the level of criminal harassment (Texas Penal Code § 42.07. Harassment) or involves stalking.

<sup>4</sup> If accused should reasonably believe contact will be perceived as offensive or provocative or accused is clergy or mental health professional with client relationship with the victim.

# Additional Information

Student-Perpetrated Sexual Harassment	TX Penal Code	Student Judicial Services	Title IX
Treated you "differently" because of your sex	No	Yes <sup>1</sup>	Yes <sup>2</sup>
Displayed, used, or distributed sexist or suggestive materials	Yes <sup>3</sup>	Yes <sup>1</sup>	Yes <sup>2</sup>
Made offensive sexist remarks	No	Yes <sup>1</sup>	Yes <sup>2</sup>
Put you down or was condescending to you because of your sex	No	Yes <sup>1</sup>	Yes <sup>2</sup>
Repeatedly told sexual stories or jokes that were offensive to you	No <sup>4</sup>	Yes <sup>1</sup>	Yes <sup>2</sup>
Made unwelcome attempts to draw you into a discussion of sexual matters	No	Yes <sup>1</sup>	Yes <sup>2</sup>
Made offensive remarks about your appearance, body, or sexual activities	No <sup>4</sup>	Yes <sup>1</sup>	Yes <sup>2</sup>
Made gestures or used body language of a sexual nature which embarrassed or offended you	No <sup>4</sup>	Yes <sup>1</sup>	Yes <sup>2</sup>
Made unwanted attempts to establish a romantic sexual relationship with you despite your efforts to discourage it	No <sup>4</sup>	Yes <sup>1</sup>	Yes <sup>2</sup>
Sent or posted unwelcome sexual comments, jokes, or pictures by text, email, Facebook, or other electronic means	Yes <sup>3</sup>	Yes <sup>1</sup>	Yes <sup>2</sup>
Spread unwelcome sexual rumors about you by text, email, Facebook, or other electronic means	No <sup>4</sup>	Yes <sup>1</sup>	Yes <sup>2</sup>
Called you gay or lesbian in a negative way by text, email, Facebook, or other electronic means	No <sup>4</sup>	Yes <sup>1</sup>	Yes <sup>2</sup>

<sup>1</sup> If it adversely affects employment or education.

<sup>2</sup> If totality of circumstances creates a hostile environment.

<sup>3</sup> Unless harassment, stalking, disclosure of intimate visual material, or electronic transmission of visual material depicting a minor.

<sup>4</sup> Unless risen to the level of criminal harassment (Texas Penal Code § 42.07. Harassment) or involves stalking.

# Additional Information

Stalking	TX Penal Code <sup>1</sup>	Student Judicial Services <sup>2</sup>	Title IX <sup>3</sup>
Watched or followed you from a distance, or spied on you with a listening device, camera, or global positioning system	Yes	Yes	Yes
Approached you or showed up in places, such as your home, workplace, or school when you didn't want them there	Yes	Yes	Yes
Left strange or potentially threatening items for you to find	Yes	Yes	Yes
Sneaked into your home or car and did things to scare you by letting you know they had been there	Yes	Yes	Yes
Left you unwanted messages (including text or voice messages)	Yes	Yes	Yes
Made unwanted phone calls to you (including hang up calls)	Yes	Yes	Yes
Sent you unwanted emails, instant messages, or sent messages through social media apps	Yes	Yes	Yes
Left you cards, letters, flowers, or presents when they knew you didn't want them to	Yes	Yes	Yes
Made rude or mean comments to you online	Yes	Yes	Yes
Spread rumors about you online, whether they were true or not	Yes	Yes	Yes

88

<sup>1</sup> If behaviors are a pattern of conduct that puts victim in reasonable fear of serious injury, death, or property damage. Applies to whole column.

<sup>2</sup> If behaviors are part of a course of conduct that puts victim in reasonable fear or causes substantial emotional distress. Applies to whole column.

<sup>3</sup> If totality of circumstances creates a hostile environment. Applies to whole column.



# Additional Information

Dating/Domestic Abuse and Violence	TX Penal Code	Student Judicial Services	Title IX <sup>2</sup>
<b>Subscale: Cyber Abuse</b>			
They posted embarrassing photos or other images of you online	No <sup>1</sup>	Yes	Yes
They sent threatening text messages to you	No <sup>3</sup>	Yes	Yes
They wrote nasty things about you on their profile page/timeline (on Facebook, Instagram, etc.)	No <sup>3</sup>	Yes <sup>4</sup>	Yes
They sent you so many messages (like texts, emails, chats) that it made you feel unsafe	Yes	Yes <sup>4</sup>	Yes
They sent you text messages, emails, chats, etc., to have sex or engage in sexual acts with them when they knew you did not want to	Yes	Yes <sup>4</sup>	Yes
They spread rumors about you using a cell phone, web chat, or social networking site (Facebook, Instagram, etc.)	No <sup>1</sup>	Yes <sup>4</sup>	Yes
They used information from your social networking site to harass you or put you down	No <sup>1</sup>	Yes <sup>4</sup>	Yes
<b>Subscale: Psychological Abuse</b>			
Checked up on you by following you, invading your privacy by reading private messages or listening in on calls that were NOT done in a joking or playful manner	No <sup>1</sup>	Yes <sup>4</sup>	Yes
Threatened or intimidated you by destroying something, or threatening to harm you or others that were NOT done in a joking or playful manner	Yes	Yes	Yes
<b>Subscale: Physical Violence</b>			
Shoved, shook, pinched, or scratched you, or pulled your hair	Yes	Yes	Yes
Slapped you	Yes	Yes	Yes
Threw something at you that could hurt you	Yes	Yes	Yes
Bent your fingers or twisted your arm	Yes	Yes	Yes
Hit, punched, kicked, or bit you	Yes	Yes	Yes
Dragged you by your hair, threw you down stairs or out of a car, or threw you around	Yes	Yes	Yes
Beat you up	Yes	Yes	Yes
Burned you, choked you, or tried to strangle or suffocate you	Yes	Yes	Yes
Used or threatened to use a weapon against you	Yes	Yes	Yes

<sup>1</sup> Unless risen to the level of criminal harassment (Texas Penal Code § 42.07. Harassment) or involves stalking.

<sup>2</sup> If totality of circumstances creates a hostile environment. Applies to whole column.

<sup>3</sup> Unless accused threatens imminent bodily injury to person or person's spouse.

<sup>4</sup> If it adversely affects employment or education or if part of course of conduct that would cause reasonable fear for safety or substantial emotional

# Additional Information

Unwanted Sexual Contact	TX Penal Code	Student Judicial Services	Title IX
<b>Subscale: Unwanted Sexual Touching</b>			
Someone kissed you without your consent (but did not attempt sexual penetration) by:			
Telling lies, threatening to end the relationship, threatening to spread rumors about you, making promises you knew were untrue, or continually verbally pressuring you after you said you didn't want to.	No <sup>1</sup>	Yes	Yes <sup>2</sup>
Showing displeasure, criticizing your sexuality or attractiveness, getting angry but not using physical force, after you said you didn't want to	No <sup>1</sup>	Yes	Yes <sup>2</sup>
Taking advantage of you when you were too drunk or out of it to stop what was happening.	Yes	Yes	Yes <sup>2</sup>
Threatening to physically harm you or someone close to you.	Yes	Yes	Yes <sup>2</sup>
Using force, for example holding you down with their body weight, pinning your arms, or having a weapon.	Yes	Yes	Yes <sup>2</sup>
Someone fondled or rubbed up against the private areas of your body (lips, breast/chest, crotch, or butt) without your consent by:			
Telling lies, threatening to end the relationship, threatening to spread rumors about you, making promises you knew were untrue, or continually verbally pressuring you after you said you didn't want to.	No <sup>1</sup>	Yes	Yes <sup>2</sup>
Showing displeasure, criticizing your sexuality or attractiveness, getting angry but not using physical force, after you said you didn't want to	No <sup>1</sup>	Yes	Yes <sup>2</sup>
Taking advantage of you when you were too drunk or out of it to stop what was happening.	Yes	Yes	Yes <sup>2</sup>
Threatening to physically harm you or someone close to you.	Yes	Yes	Yes <sup>2</sup>
Using force, for example holding you down with their body weight, pinning your arms, or having a weapon.	Yes	Yes	Yes <sup>2</sup>
Someone removed some of your clothing without your consent (but did not attempt penetration) by:			
Telling lies, threatening to end the relationship, threatening to spread rumors about you, making promises you knew were untrue, or continually verbally pressuring you after you said you didn't want to.	No <sup>1</sup>	Yes	Yes <sup>2</sup>
Showing displeasure, criticizing your sexuality or attractiveness, getting angry but not using physical force, after you said you didn't want to	No <sup>1</sup>	Yes	Yes <sup>2</sup>
Taking advantage of you when you were too drunk or out of it to stop what was happening.	Yes	Yes	Yes <sup>2</sup>
Threatening to physically harm you or someone close to you.	Yes	Yes	Yes <sup>2</sup>

90

# Additional Information

Using force, for example holding you down with their body weight, pinning your arms, or having a weapon.	Yes	Yes	Yes
--	-----	-----	-----

## Subscale: Rape

Someone had oral sex with you or made you perform oral sex on them without your consent by:

Telling lies, threatening to end the relationship, threatening to spread rumors about you, making promises you knew were untrue, or continually verbally pressuring you after you said you didn't want to.	No <sup>1</sup>	Yes	Yes
Showing displeasure, criticizing your sexuality or attractiveness, getting angry but not using physical force, after you said you didn't want to	No <sup>1</sup>	Yes	Yes
Taking advantage of you when you were too drunk or out of it to stop what was happening.	Yes <sup>3</sup>	Yes	Yes
Threatening to physically harm you or someone close to you.	Yes	Yes	Yes
Using force, for example holding you down with their body weight, pinning your arms, or having a weapon.	Yes	Yes	Yes

Someone put their penis, fingers, or other objects into your vagina without your consent by:

Telling lies, threatening to end the relationship, threatening to spread rumors about you, making promises you knew were untrue, or continually verbally pressuring you after you said you didn't want to.	No <sup>1</sup>	Yes	Yes
Showing displeasure, criticizing your sexuality or attractiveness, getting angry but not using physical force, after you said you didn't want to	No <sup>1</sup>	Yes	Yes
Taking advantage of you when you were too drunk or out of it to stop what was happening.	Yes <sup>3</sup>	Yes	Yes
Threatening to physically harm you or someone close to you.	Yes	Yes	Yes
Using force, for example holding you down with their body weight, pinning your arms, or having a weapon.	Yes	Yes	Yes

Someone put their penis, fingers, or other objects into your butt without your consent by:

Telling lies, threatening to end the relationship, threatening to spread rumors about you, making promises you knew were untrue, or continually verbally pressuring you after you said you didn't want to.	No <sup>1</sup>	Yes	Yes
Showing displeasure, criticizing your sexuality or attractiveness, getting angry but not using physical force, after you said you didn't want to	No <sup>1</sup>	Yes	Yes
Taking advantage of you when you were too drunk or out of it to stop what was happening.	Yes <sup>3</sup>	Yes	Yes

Threatening to physically harm you or someone close to you.	Yes	Yes	Yes
Using force, for example holding you down with their body weight, pinning your arms, or having a weapon.	Yes	Yes	Yes

### Subscale: Attempted Rape

Even though it didn't happen, someone TRIED to have oral, anal, or vaginal sex with you without your consent by:

Telling lies, threatening to end the relationship, threatening to spread rumors about you, making promises you knew were untrue, or continually verbally pressuring you after you said you didn't want to.	No	Yes <sup>4</sup>	Yes <sup>2</sup>
Showing displeasure, criticizing your sexuality or attractiveness, getting angry but not using physical force, after you said you didn't want to	No	Yes <sup>3</sup>	Yes <sup>2</sup>
Taking advantage of you when you were too drunk or out of it to stop what was happening.	Yes <sup>3</sup>	Yes	Yes
Threatening to physically harm you or someone close to you.	Yes	Yes	Yes
Using force, for example holding you down with their body weight, pinning your arms, or having a weapon.	Yes	Yes	Yes

<sup>1</sup> If submitted due only to continued pressure, rather than use of threat of force/violence and/or if accused knew or reasonably should have known person would find act offensive/provocative.

<sup>2</sup> If totality of circumstances creates a hostile environment.

<sup>3</sup> If unconscious, unaware that sexual assault is occurring, physically unable to resist, or actor intentionally administered a substance.

<sup>4</sup> If accused engages in speech, including but not limited to verbal, electronic, or written communication, that is directed to inciting or producing imminent lawless action and is likely to incite or produce such action.

© 2017

The University of Texas at Austin  
School of Social Work  
Institute on Domestic Violence & Sexual Assault

**Design by:**

In-House International (weareinhouse.com)

**Art Director:**

Lope Gutierrez-Ruiz

**Senior Designer:**

Carlos Alfredo Castro Lugo

**Typefaces:**

Avenir by Adrian Frutiger (Lineto)  
Alegreya by Juan Pablo del Peral (Huerta Tipográfica)  
Clarendon by Robert Besley, Hermann Eidenbenz, Edouard Hoffmann (Bitstream)



The University of Texas at Austin

**Institute on Domestic Violence  
& Sexual Assault**

*School of Social Work*