

Logging Into the Benefitplace App

INSTALL THE APP

Install the Benefitplace™ app

Available from Google Play and Apple App Store

[Benefitplace™ App](#)



Enter the Company ID for your institution

(This is a one-time step for initial registration)

Mobile App Company ID

Stephen F. Austin State University	SFASU
UT Austin	UTAUS
UT Arlington	UTARL
UT Dallas	UTDALLAS
UT El Paso	UTEP
UT HSC Houston	UTHHouston
UT HSC San Antonio	UTHSA
UT HSC Tyler	UTHSCT
UT MD Anderson Cancer Center	mdanderson
UT Medical Branch	UTMBG
UT Permian Basin	UTPB
UT Rio Grande Valley	UTRGV
UT San Antonio	UTSA
UT Southwestern Medical Center	UTSWMC
UT System Administration	UTSADMIN
UT Tyler	UTT

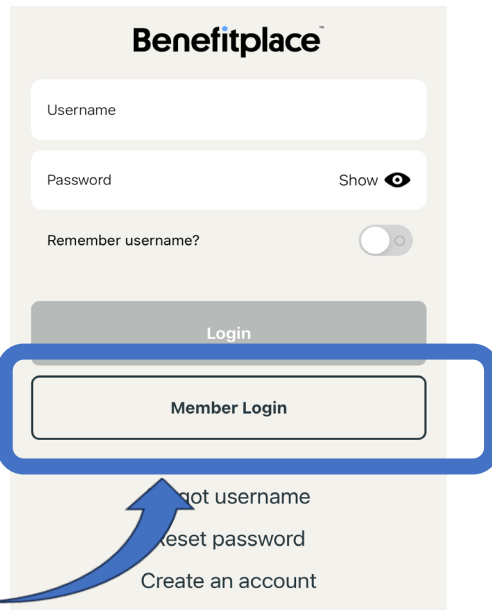
The screenshot shows the Benefitplace app's registration screen. At the top, it says 'Benefitplace™'. Below that is a 'Welcome!' message followed by the instruction: 'To get started, enter the company ID provided to you by your HR Administrator'. There is a text input field labeled 'Company ID' and a 'Next' button below it. At the bottom, there is a link that says 'Don't know your company ID?'.

Logging Into the Benefitplace App

ACTIVE EMPLOYEES


and Retirees from UT Austin and SFA,

use **Member Login** button

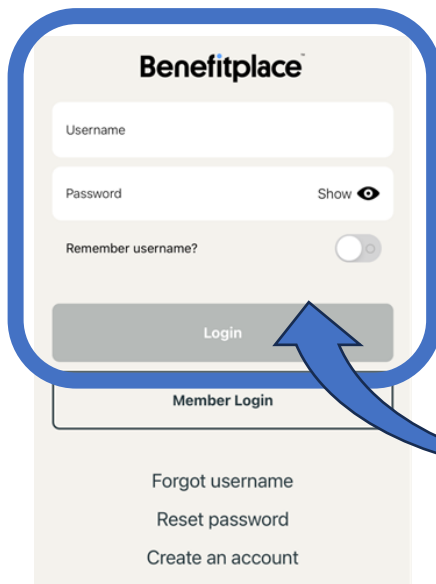


The image shows a mobile app login screen for Benefitplace. It features a 'Username' input field, a 'Password' input field with a 'Show' toggle and an eye icon, and a 'Remember username?' toggle. Below these fields is a grey 'Login' button. A blue rounded rectangle highlights a 'Member Login' button located below the 'Login' button. Below the 'Member Login' button are links for 'Forgot username', 'Reset password', and 'Create an account'. A blue arrow points from the 'Member Login' button to the text 'use Member Login button'.

Then use your Single Sign-On (SSO)



The image shows a web page for 'My UT Benefits'. The title is 'My UT Benefits' with the 'UT' logo in orange. Below the title is the heading 'Select your institution' and a sub-heading 'This service requires you to authenticate with your home institution. Make a selection below and click continue.' There is a link 'Please don't bookmark this page'. Below that is the instruction 'Select your organization from the list below' and a dropdown menu with the text 'Please select your organization...'. To the right of the dropdown is an orange 'Continue' button. At the bottom, there is a link 'Allow me to specify the site'.



The image shows the same mobile app login screen as above. A blue rounded rectangle highlights the grey 'Login' button. A blue arrow points from the 'Login' button to the text 'All other Retirees login with Username and Password for My UT Benefits'.

All other Retirees login with **Username** and **Password** for My UT Benefits

For login issues or technical assistance with the My UT Benefits site, please call (844) 870-0044.