

LEGISLATIVE APPROPRIATIONS REQUEST
FISCAL YEARS 2018 AND 2019




Submitted to the Governor's Office
and the Legislative Budget Board

THE UNIVERSITY OF TEXAS AT DALLAS

October 2016

LEGISLATIVE APPROPRIATIONS REQUEST
FISCAL YEARS 2018 AND 2019



Submitted to the Governor's Office
and the Legislative Budget Board

THE UNIVERSITY OF TEXAS AT DALLAS

October 2016

REQUEST FOR LEGISLATIVE APPROPRIATIONS

For Fiscal Years 2018 and 2019

Table of Contents

Administrator's Statement	1
Organizational Chart.....	7
Biennial Budget Overview Schedule.....	10
Summary of Request	
2.A. Summary of Base Request by Strategy	11
2.B. Summary of Base Request by Method of Finance	15
2.C. Summary of Base Request by Object of Expense.....	20
2.D. Summary of Base Request Objective Outcomes	21
2.E. Summary of Exceptional Items Request.....	24
2.F. Summary of Total Request by Strategy	25
2.G. Summary of Total Request Objective Outcomes	29
3.A. Strategy Requests	
Operations Support	33
Teaching Experience Supplement.....	37
Staff Group Insurance Premiums.....	39
Workers Compensation Insurance	41
Unemployment Compensation Insurance.....	43
Texas Public Education Grants.....	45
Organized Activities	47
E&G Space Support.....	51
Tuition Revenue Bond Retirement.....	54
Center for Applied Biology.....	56

**Table of Contents
(Continued)**

Nanotechnology	58
Middle School Brain Years.....	61
Intensive Summer Academic Bridge Program	64
Science, Engineering, and Math.....	66
Exceptional Item Request.....	68
Research Development Fund	70
Competitive Knowledge Fund	73
Core Research Support	75
African American Museum Internship.....	78
3.A.1 Program-Level Request Schedule.....	81
4.A. Exceptional Item Request Schedule	
Engineering for Life.....	82
Restoration of the 4% Non-formula Reduction.....	84
4.B. Exceptional Item Strategy Allocation Schedule	
Engineering for Life.....	86
Restoration of the 4% Non-formula Reduction.....	87
4.C. Exceptional Item Strategy Request	
Strategy Impact on Outcome Measures.....	95
Workers Compensation Insurance	96
Unemployment Compensation Insurance.....	97
Center for Applied Biology.....	98
Nanotechnology	99
Middle School Brain Years.....	100
Intensive Summer Academic Bridge Program	101
Science, Engineering, and Math.....	102
Exceptional Item Request.....	103

**Table of Contents
(Continued)**

African American Museum Internship.....	104
6.A. Historically Underutilized Business Supporting Schedule	105
6.H. Estimated Total of All Funds Outside the GAA.....	106
6.I. 10% Biennial Base Reduction Options Schedule	107
Schedule 1A - Other Educational and General Income	112
Schedule 2 - Selected Educational, General and Other Funds	115
Schedule 3B - Staff Group Insurance Data Elements (UT/A&M)	117
Schedule 4 - Computation of OASI	120
Schedule 5 - Calculation of Retirement - Proportionality and ORP Differential.....	121
Schedule 6 – Constitutional Capital Funding	122
Schedule 7 - Personnel	123
Schedule 8B - Tuition Revenue Bond Issuance History	125
Schedule 8D – Tuition Revenue Bonds Requests by Project	126
Schedule 9 - Special Item Information	
Academic Bridge Program.....	127
Nanotechnology.....	129
Center for Applied Biology	131
Science, Engineering, and Math.....	133
Middle School Brain Years.....	134
Engineering for Life.....	136

Schedules Not Included

Agency Code: 738	Agency Name: The University of Texas at Dallas	Prepared By: Dave Gaarder	Date: August 2016	Request Level: Baseline
<p>For the schedules identified below, The University of Texas at Dallas either has no information to report or the schedule is not applicable. Accordingly, these schedules have been excluded from the U.T. Dallas Legislative Appropriations Request for the 2016-17 biennium.</p>				
Number	Name			
3.B.	Rider Revisions and Additions Request			
3.C.	Rider Appropriations and Unexpended Balances Request			
6.B.	Current Biennium One-time Expenditure Schedule			
6.F.	Advisory Committee Supporting Schedule			
6.G.	Homeland Security Funding Schedule			
8.	Summary of Requests for Capital Project Financing			
8.A.	Tuition Revenue Bond Projects			
8.C.	Revenue Capacity for Tuition Revenue Bond Projects			

Administrator's Statement

10/14/2016 1:31:54PM

85th Regular Session, Agency Submission, Version 1
Automated Budget and Evaluation System of Texas (ABEST)

738 The University of Texas at Dallas

The Legislative Appropriation Request for FY2018 and FY2019 outlines the funding needed for The University of Texas at Dallas to continue to progress on its trajectory to become a nationally competitive, top ranking research university. Dallas-Fort Worth is the only metropolitan area among the nation's most productive without a top-tier academic research university. Because of this deficiency, the Dallas-Fort Worth area underperforms in terms of attracting venture capital, starting high-impact technology companies, attracting young and technically adept college-educated people, and creating the jobs that accompany technology innovation. Top-tier academic research universities are critical if the DFW region is to sustain its economic vitality and global competitiveness, particularly in technology-intensive businesses.

All of the essential elements are in place for UT Dallas to achieve this goal – highly qualified students, a research-oriented faculty, an ideal location with strong demand for top talent, and an appropriate institutional focus. UT Dallas will achieve its goal, originally described by the university's founders as becoming the "MIT of the Southwest," if UT Dallas continues to grow, expand research capacity, maintain institutional focus, build even greater excellence, and partner with local companies and organizations.

Students

In fall 2015, UT Dallas had an enrollment of 24,554. Over the past five years, UT Dallas has become one of the fastest growing public universities in Texas. A record enrollment of approximately 26,500 students is expected in fall 2016. UT Dallas is unique in the fact that 85% of all degrees awarded at UT Dallas are in science, engineering, mathematics, and business, a much greater proportion than at any other public university in Texas. This concentration has been the hallmark of UT Dallas since its beginnings over forty years ago as a graduate research center focused on science and technology. The university's strong emphasis on science, engineering, and business is a distinct advantage as UT Dallas builds national competitiveness in research and addresses the manpower needs of the Dallas-Fort Worth region.

UT Dallas has a high-quality undergraduate student body. The average SAT score for incoming freshmen is among the highest at public universities in Texas. UT Dallas ranked 9th among all public universities in the U.S. in the number of National Merit Scholars enrolled as freshmen for 2015.

UT Dallas's fall 2015 student body was 43% female, 32% Anglo, 24% international, 21% Asian-American, 13% Hispanic, 5% African-American, and less than 1% Native American. During the 2015-2016 academic year, 296 different student organizations provided opportunities for students to engage in the university and surrounding community, logging over 43,000 volunteer hours.

Over 96,000 students have graduated from UT Dallas since its founding with approximately two-thirds of those graduates living in the North Texas region. Twenty-eight percent of UT Dallas baccalaureate graduates are first-generation college graduates.

Faculty

UT Dallas offers 138 academic programs across eight schools. Ninety-nine percent of tenured and tenure-track faculty, which totals approximately 554 faculty members, hold terminal degrees in their fields. The faculty includes a Nobel Laureate, members of the National Academy of Sciences and Engineering, Guggenheim and Fulbright Fellows, and recipients of such distinguished recognitions as the Victoria Medal of the Royal Geographical Society and the Finsen Medal of the International Committee on Photobiology.

UT Dallas plans to continue to recruit top talent in key scholarly fields and increase the number of professorships/endowed chairs. Salaries at UT Dallas are competitive within the state, but as UT Dallas receives enhanced national recognition, the university is becoming increasingly vulnerable to other institutions recruiting its best faculty members. Providing adequate laboratory space and start-up funds for new faculty members is an increasingly critical choke-point, particularly in the sciences and engineering, as UT Dallas continues to expand.

Administrator's Statement

10/14/2016 1:31:54PM

85th Regular Session, Agency Submission, Version 1
Automated Budget and Evaluation System of Texas (ABEST)

738 The University of Texas at Dallas

Graduation Rates

UT Dallas has steadily improved its graduation rates. Between 2005 and 2015, the University increased its four-year graduation rates from 31% to 52%, which places UT Dallas among the leading institutions in the state in terms of four-year graduation rates. The UT Dallas tuition program, which is discussed later, involves a fixed, four-year tuition and fee schedule, and is well aligned with the institutional goal of maximizing student graduation in four years. Specific actions being taken to improve graduation rates include hiring more undergraduate advisors, replicating our successful student success program in chemistry for mathematics and for other science disciplines, use of technology to improve advising and instruction, expansion of the highly successful Academic Bridge Program, and early and effective intervention for students with academic difficulty.

Research

Between FY2000 and FY2015, the research enterprise at UT Dallas experienced impressive growth. Federal research expenditures grew nearly five-fold from \$7.0 million to \$31.1 million per year, while expenditures funded from private sources, including industry and non-profit foundations, more than quadrupled from \$5 million to \$23.3 million annually. Total research expenditures for this period grew from \$15.9 million to \$98.6 million per year, with a cumulative expenditure total in excess of \$947 million. Current projections show that FY2016 total research expenditures will exceed \$100 million for the first time in the history of the institution, and future expenditures should experience ongoing steady, organic growth in line with the university's strategic plan.

Importance to the Region

UT Dallas provides education and research vital to the success of the high technology businesses that are crucial to the future of the DFW, Texas, and U.S. economies. According to the Computing Technology Industry Association's 2015 data, 209,561 technology industry jobs and 10,323 technology business establishments are located in the university's service area. Business growth in the region is demanding more educated and technically competent workers. To support continued economic growth, industry is looking to UT Dallas to provide educational opportunities to undergraduates and graduates in science, advanced technology, computer science, and engineering.

UT Dallas straddles the boundaries of Dallas and Collin counties and the cities of Richardson, Dallas, and Plano. The active participation of executive leaders on the UT Dallas Development Board and advisory councils helps build good relationships with regional businesses. The university provides highly educated graduates at all levels and research partnerships to further the development of the regional economy.

Private Fund Raising

UT Dallas continues to place a high priority on private fund raising because a nationally competitive research university cannot be developed without strong private support. For this reason, UT Dallas has made the investments needed to attract significant private dollars. Those who have supported UT Dallas strongly endorse the goal of the university becoming a top-tier research university and embrace the importance of this goal for the future success and vitality of the DFW region.

With continued support and increased giving from both the campus community and friends, UT Dallas is steadily raising expectations for fundraising success. In 2014, the University completed a five-year fundraising campaign, the institution's first comprehensive effort, and surpassed its \$200 million goal months ahead of schedule. The campaign ultimately raised more than \$273 million. During that period, the University's endowment grew more than \$192 million and today is valued at just over \$400 million. The unprecedented support of the campaign created momentum that continues today. In the current fiscal year, UT Dallas is on track to raise more than \$75 million, a number comparable to the record-setting campaign years.

The Legislature has made important investments aimed at developing more Tier One research universities in Texas. The programs created and funded over the past four

Administrator's Statement

10/14/2016 1:31:54PM

85th Regular Session, Agency Submission, Version 1
Automated Budget and Evaluation System of Texas (ABEST)

738 The University of Texas at Dallas

legislative sessions for Texas' emerging research universities are enabling these institutions to display their strengths and advance toward flagship status. In particular, the Texas Research Incentive Program (TRIP) has thus far provided UT Dallas with \$83 million in state funds to match \$102 million raised in private gifts. As of July 2016, UT Dallas had \$6.5 million waiting in the TRIP backlog to be awarded to the University should the Legislature appropriate more funds during the 85th Texas Legislature. The TRIP program has been transformative for UT Dallas and has significantly strengthened the University's efforts to become a national research university.

TRIP-eligible gifts are directed to supporting faculty chairs and professorships, graduate student fellowships, and research – precisely the types of investments needed to become a Tier One university. The state has invested 44 cents of state funds for every TRIP dollar that comes to UT Dallas, thereby effectively leveraging its investment and compounding the impact of its investment. The TRIP program represents the type of partnered investment that allows the state to maximize the impact of its limited funds and reward successful performance of institutions. If the Legislature can sustain the TRIP program for several more sessions, the impact on emerging research universities will be profound and transformative, providing lasting improvement and positive impact to the State of Texas.

Status on Becoming Tier One

UT Dallas has already achieved some characteristics of a top-ranked research university. For example, its undergraduate student quality is consistent with that of the nation's leading research universities. Total research expenditures at UT Dallas are expected this year to top \$100 million, which is beginning to approach the level necessary to be considered a major, nationally competitive research university. U.S. News and World Report ranks UT Dallas No. 3 among public universities in Texas, trailing only UT Austin and Texas A&M, validating an external assessment of the overall strength and position of UT Dallas.

UT Dallas is structured to become a top-tier research university and needs only to scale up to a more competitive size. Within a few years, if progress continues, UT Dallas will become very competitive with many top-tier research universities across nearly all parameters of comparison.

UT Dallas is well on its way to meeting the criteria required for qualification for the National Research University Fund (NRUF). The key qualification parameter is annual expenditures for restricted research, which must be at least \$45 million for two consecutive years. Once the \$45 million benchmark has been met, a university must meet at least 4 of 6 additional criteria as defined by the Texas Higher Education Coordinating Board.

In FY2015, UT Dallas reported restricted research expenditures of \$45.1 million. However, in FY2015, UT Dallas met only 3 of 6 additional criteria required (freshman class of high academic achievement, institutional recognition of research capabilities and scholarly attainment, and high-quality faculty). The University came very close to reaching the 4th required benchmark for endowment (approximately \$393 million in FY2015, compared to the \$400 million required) and PhD student production (194 in FY2015, compared to the 200 required), and for minimum requirements regarding graduate programs.

In FY2016, UT Dallas expects to begin its first official qualifying year for NRUF. Restricted research expenditures should again exceed \$45 million in FY2016, and as of June 30, 2016, the University is showing an endowment of \$408 million. Clearly, markets are not predictable, but the outlook for reporting an endowment at or above \$400 million for FY2016 looks promising. Should trends hold for UT Dallas in FY2017, the University would join NRUF in FY2018.

Cost Control Measures

UT Dallas is committed to continuing to improve its efficiency and productivity. The university understands that the 85th Texas Legislature will face a challenging budget session and is continuing to take steps to reduce administrative costs and to protect the core academic mission. Key initiatives include the "Lean Initiative" to eliminate unnecessary administrative steps and paperwork, the "Shared Services Initiative" for students, finance, and human resources computer systems in conjunction with UT Arlington, UT Tyler and others, and significantly increased on-line course offerings and use of technology to support instruction and learning. The university is

Administrator's Statement

10/14/2016 1:31:54PM

85th Regular Session, Agency Submission, Version 1
Automated Budget and Evaluation System of Texas (ABEST)

738 The University of Texas at Dallas

making large investments in improving student success and graduation rates, realizing that one of the best ways to improve productivity is to ensure timely graduation of students.

UT Dallas places high priority on controlling costs for students and families. The UT Dallas Guaranteed Tuition Rate Plan applies to all students and provides them with fixed tuition and required fees for up to 4 years. The tuition program is designed to help students plan for the cost of a college education by knowing exactly what the tuition and fees will be for up to four years of education. In fall 2015, 17,146 or 70% of UT Dallas students paid zero tuition increase.

UT Dallas started as a graduate institute and within a few years began admitting transfer students, primarily from community colleges in the region. UT Dallas has always valued transfer students and worked closely with area community colleges to make the transfer process as seamless as possible. UT Dallas is unique in Texas in that it has formal articulation agreements with every community college district through its Comet Connection program, which allows students to lock in a guaranteed, fixed tuition rate at UT Dallas while attending their community college. To date 3,305 community college transfer students who signed up for the Comet Connection program have enrolled at UT Dallas and over 1,800 have graduated from UT Dallas. The university also provides merit-based scholarship funds to transfer students from community colleges.

Key Challenges

Looking forward, the main challenge for the future development of UT Dallas is increased scale. UT Dallas is not yet large enough in key areas of research and scholarship to be competitive with the nation's top research universities. UT Dallas, which started less than 50 years ago as a graduate institution, has maintained rigorous admission standards for undergraduates and established a culture consistent with the goal of becoming a major research university. This has created an excellent foundation for building a high-quality, high-impact, research-focused institution.

Over the next ten years, UT Dallas plans to increase enrollment from the current 24,554 students to as many as 30,000 students while adhering to standards of high quality and continuing to avoid mission creep. UT Dallas's strategic intent is to become a Tier One research university, emphasizing education and research in engineering, science, technology, and management while maintaining programs of focused excellence in other academic areas such as the intersection of the visual arts and computer science. Proportional funding to reflect the growth in enrollment is very important if UT Dallas is to continue to expand and to produce more of the types of graduates that Texas needs.

Providing space to accommodate growth is another key challenge for UT Dallas. At present, UT Dallas uses its space very efficiently. The Texas Higher Education Coordinating Board's most recent space usage efficiency (SUE) score for UT Dallas is 200, out of a maximum score of 200, placing UT Dallas at the top among all public universities in Texas in terms of space usage efficiency. Further, the THECB indicates that UT Dallas has a space deficiency of 979,948 square feet, which places UT Dallas among the top 7 public universities in Texas in terms of total space deficit. Without more academic buildings, UT Dallas will face the choice of limiting enrollment growth and turning away highly qualified students, or degrading the quality of the educational experience for students.

UT Dallas continues to follow the strategic plan submitted to the Texas Higher Education Coordinating Board for evolution into a Tier One research university and adhere to the detailed business plan that accompanied that strategic plan. Those plans focus on a continuation of the growth and development of excellence in programs that have always been part of the UT Dallas culture.

Exceptional Item Request #1 – Engineering for Life

UT Dallas requests \$8 million for FY2018-2019 for its Engineering for Life initiative, designed to capitalize on the University's engineering strengths, the accessibility of the North Texas high tech sector, and the needs of the health care community for technological innovations. The next revolution in health care will be driven by medical

Administrator's Statement

10/14/2016 1:31:54PM

85th Regular Session, Agency Submission, Version 1
Automated Budget and Evaluation System of Texas (ABEST)

738 The University of Texas at Dallas

devices. Exceptional item funding will provide UT Dallas the platform to translate research to fuel job creation and economic growth for Texas.

UT Dallas has established one of the nation's leading programs in analog circuits, which is the fundamental, enabling technology behind much of the trillion-dollar-per-year consumer electronics market, serving as the interface between digital technology and the analog characteristics of light and sound. A major focus for the program is the development of a programmable electronic nose that has the potential for monitoring blood sugar levels without requiring a blood sample and detecting a wide variety of cancers. The research initiative on a programmable electronic nose is expected to create new industries and new opportunities for Texas. If it enables monitoring of blood sugar without taking a blood sample, this discovery alone could be worth hundreds of billions of dollars. The nose could also be used to monitor indoor air quality for toxic and harmful chemicals or to monitor leaks in manufacturing plants or automobiles.

Exceptional Item Request #2 – Restoration of the 4% Non-formula Reduction

As requested by the state's leadership, UT Dallas has reduced its non-formula line items by 4%, which amounts to a \$251,240 decrease in non-formula general revenue support for UT Dallas. The reduction was applied across the board to non-formula strategies. Restoration of this proposed reduction is important to UT Dallas as these funds provide resources to important university programs that operate outside the formula.

The 4% reduction will most impact two successful programs at UT Dallas – the Academic Bridge Program and the Middle School Brain Years Program. Special item funding for these programs goes directly to helping struggling students succeed. In the case of the Academic Bridge Program, funds cut provide invaluable assistance to students who would not normally be admitted to UT Dallas yet succeed through the Academic Bridge Program. For the Middle School Brain Years Program, funds cut through the 4% reduction will reduce the number of Texas middle school students and teachers who can receive the valuable critical thinking training developed by the UT Dallas Center for BrainHealth.

Summary

UT Dallas is tightly focused on becoming a nationally competitive, top-tier research university. Texas faces fierce competition in the global contest for talent, ideas, home-grown advances, and economic development. In order to remain competitive, Texas needs to strengthen its existing flagship universities and develop additional Tier One universities, particularly in the major population areas of the state such as Dallas-Fort Worth. Increasing the number of Tier One institutions will allow Texas to retain more of the brightest Texas high school graduates, recruit more of the world's top scientists, engineers, researchers, and teachers, and attract more federal and private research and development funds along with venture capital investment. Without such investment in existing and new Tier One institutions, Texas will fall behind other states and their institutions as they develop the human intellectual capacity necessary to drive future economic development.

UT Dallas is perfectly positioned to achieve Tier One status and is located in a vibrant metropolitan area that urgently needs and can support such an institution. UT Dallas is making excellent progress towards its goals and simply needs to continue to increase in scale as it is doing now. Expansion creates major challenges on space and the need for operating funds for a much increased student population.

The three most critical legislative requests that will empower continued growth and success of UT Dallas are:

- Proportional funding to reflect the growth in enrollment that has occurred since the last biennium;
- Continued funding of the TRIP matching gifts program; and
- Funding of the Engineering for Life Initiative.

Administrator's Statement

10/14/2016 1:31:54PM

85th Regular Session, Agency Submission, Version 1
Automated Budget and Evaluation System of Texas (ABEST)

738 The University of Texas at Dallas

Comment on 10% Base Reduction

A 10 percent biennial base reduction for UT Dallas non-formula strategies amounts to \$602,976 and would be applied across the board to appropriate budget lines. All the strategies subject to this cut are important and, in this particular case, the best way to manage the reductions would be to apply the cut across the board.

Organizational Chart

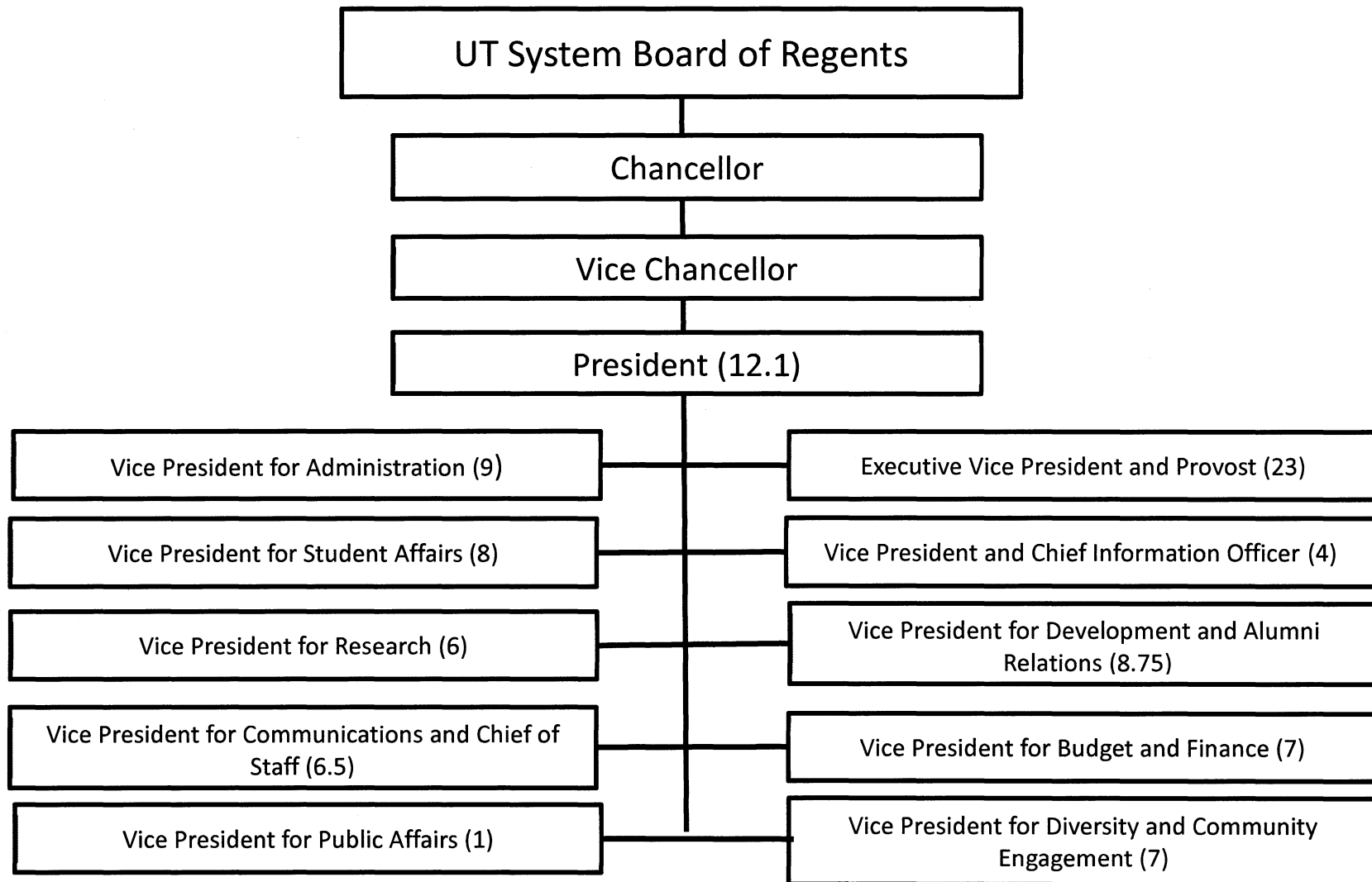
The UT System Board of Regents is reflected on the accompanying Organizational Chart.

Criminal Background Checks

Criminal background checks at The University of Texas at Dallas are authorized by Texas Education Code § 51.215 Access to Police Records of Employment Applicants, Texas Government Code § 411.094 Access to Criminal History Record Information: Institution of Higher Education, and Texas Government Code § 411.135 Access to Certain Information by Public. Effective September 1, 2010, the following is the criminal background check policy of The University of Texas at Dallas:

- A. To obtain criminal history record information on all newly hired faculty and staff members.
- B. To obtain criminal history record information on applicants (whether new or continuing employees) who are under final consideration, following normal screening and selection processes, for a position that is designated as a security sensitive position.
- C. To obtain criminal conviction record information on a current employee who is under consideration for a transfer, promotion or reclassification from a non-security sensitive position to a position designated as a security sensitive position.
- D. To obtain criminal conviction record information on a current employee who is under consideration for a transfer, promotion or reclassification from one security sensitive position to another security sensitive position and on whom the institution did not previously obtain either criminal history record information or criminal conviction record information.
- E. To obtain criminal conviction information on current employees, students, and volunteers whose assignments involve contact with minors on a regular basis outside the scope of faculty/student instruction.
- F. To use such criminal history record or criminal conviction information for the purpose of evaluating applicants for employment in security sensitive positions.
- G. To regard such criminal history or criminal conviction information as confidential as required by law.

The University of Texas at Dallas



Total FTE = 92.35

UT Dallas – Descriptions of Functional Units

President - The President is the chief executive officer of the university and exercises broad delegated authority for campus administration.

Executive Vice President and Provost - The Office of the Executive Vice President and Provost promotes and pursues excellence in the university's academic units, oversees all Academic Affairs units at UT Dallas and sponsors faculty hiring, faculty promotion and tenure, and all academic programs. This office maintains an active role in the application and dissemination of policy, the development of new degree programs, and the enhancement of academic research.

Administration - The Office of the Vice President for Administration oversees facilities, buildings, parking, transportation, police, legal support services, real estate, environmental health and safety and emergency management.

Student Affairs – The Office of the Vice President for Student Affairs provides oversight for co-curricular and extracurricular programs, services and support related to all aspects of campus life.

Public Affairs - The Office of Public Affairs has responsibility for the University's government and community relations. Specifically, the office focuses on building effective relationships with elected and appointed leaders, monitoring legislative and regulatory initiatives, and developing the University's presence among civic and community groups.

Development and Alumni Relations - The Office of Development supports the university's fundraising efforts, working closely with the university's deans and program directors.

Information Technology - Information Technology provides the physical, personnel and financial resources for information technologies to help students, faculty and staff accomplish the research, instructional and public service functions of the University with an emphasis on getting UT Dallas in the vanguard of research and technologically oriented institutions.

Communications - The Office of Communications provides strategic leadership that shapes the character, direction and underlying principles guiding the University's institutional communications; takes primary responsibility for organizing University-wide resources, brand identity and positioning, internal and external communications, message content, media visibility/media relations and crisis communication; and fully integrates these efforts in service to the University mission and vision.

UT Dallas – Descriptions of Functional Units, continued

Diversity and Community Engagement - The Office of Diversity and Community Engagement promotes the fulfillment of the UT Dallas commitment to embrace, enhance and celebrate diversity at all levels of the University through the efforts of faculty, staff, student and executive leadership. UT Dallas aspires to be a leader in leveraging diversity to reach the highest levels of excellence.

Research - The Office of the Vice President for Research enhances UT Dallas' research profile by anticipating new technology, potential collaboration partners and research opportunities for the University.

Budget and Finance - The Office of Budget and Finance is responsible for all financial functions, including budget, finance, payroll, procurement and expense reimbursement.

Budget Overview - Biennial Amounts
85th Regular Session, Agency Submission, Version 1
Automated Budget and Evaluation System of Texas (ABEST)

738 The University of Texas at Dallas

Appropriation Years: 2018-19

	GENERAL REVENUE FUNDS		GR DEDICATED		FEDERAL FUNDS		OTHER FUNDS		ALL FUNDS		EXCEPTIONAL ITEM FUNDS
	2016-17	2018-19	2016-17	2018-19	2016-17	2018-19	2016-17	2018-19	2016-17	2018-19	2018-19
Goal: 1. Provide Instructional and Operations Support											
1.1.1. Operations Support	126,152,961		120,570,551						246,723,512		
1.1.3. Staff Group Insurance Premiums			12,868,127	12,800,000					12,868,127	12,800,000	
1.1.4. Workers' Compensation Insurance	243,061	183,600	48,120						291,181	183,600	7,650
1.1.5. Unemployment Compensation Insurance	149,636	183,600	22,563						172,199	183,600	7,650
1.1.6. Texas Public Education Grants			9,028,143	10,300,000					9,028,143	10,300,000	
1.1.7. Organized Activities			12,331,810	13,673,300					12,331,810	13,673,300	
Total, Goal	126,545,658	367,200	154,869,314	36,773,300					281,414,972	37,140,500	15,300
Goal: 2. Provide Infrastructure Support											
2.1.1. E&G Space Support	14,399,507		631,400						15,030,907		
2.1.2. Tuition Revenue Bond Retirement	12,095,237	17,514,124							12,095,237	17,514,124	
Total, Goal	26,494,744	17,514,124	631,400						27,126,144	17,514,124	
Goal: 3. Provide Special Item Support											
3.2.1. Center For Applied Biology	801,082	787,500							801,082	787,500	32,812
3.2.2. Nanotechnology	312,066	315,000	15,186						327,252	315,000	13,125
3.2.3. Middle School Brain Years	3,063,256	2,880,000	357,667						3,420,923	2,880,000	120,000
3.3.1. Academic Bridge Program	1,332,703	1,275,000							1,332,703	1,275,000	53,125
3.4.2. Science, Engineering, Math	657,797	276,956	1,736,894						2,394,691	276,956	11,540
3.5.1. Exceptional Item Request											8,000,000
Total, Goal	6,166,904	5,534,456	2,109,747						8,276,651	5,534,456	8,230,602
Goal: 6. Research Funds											
6.3.1. Core Research Support	18,353,802		103,711						18,457,513		
Total, Goal	18,353,802		103,711						18,457,513		
Goal: 7. Trusteed Funds for African American Museum Internship Program											
7.1.1. African American Museum Internship	133,432	128,094							133,432	128,094	5,338
Total, Goal	133,432	128,094							133,432	128,094	5,338
Total, Agency	177,694,540	23,543,874	157,714,172	36,773,300					335,408,712	60,317,174	8,251,240
Total FTEs									1,531.8	1,593.7	35.0

2.A. Summary of Base Request by Strategy

10/14/2016 1:31:54PM

85th Regular Session, Agency Submission, Version 1

Automated Budget and Evaluation System of Texas (ABEST)

738 The University of Texas at Dallas

Goal / Objective / STRATEGY	Exp 2015	Est 2016	Bud 2017	Req 2018	Req 2019
1 Provide Instructional and Operations Support					
1 Provide Instructional and Operations Support					
1 OPERATIONS SUPPORT (1)	102,739,677	122,651,466	124,072,046	0	0
2 TEACHING EXPERIENCE SUPPLEMENT (1)	0	0	0	0	0
3 STAFF GROUP INSURANCE PREMIUMS	5,247,764	6,755,126	6,113,001	6,300,000	6,500,000
4 WORKERS' COMPENSATION INSURANCE	404,480	110,622	180,559	91,800	91,800
5 UNEMPLOYMENT COMPENSATION INSURANCE	76,654	68,029	104,170	91,800	91,800
6 TEXAS PUBLIC EDUCATION GRANTS	4,029,037	4,374,123	4,654,020	5,000,000	5,300,000
7 ORGANIZED ACTIVITIES	5,519,829	5,971,650	6,360,160	6,637,500	7,035,800
TOTAL, GOAL 1	\$118,017,441	\$139,931,016	\$141,483,956	\$18,121,100	\$19,019,400

2 Provide Infrastructure Support

1 Provide Operation and Maintenance of E&G Space

1 E&G SPACE SUPPORT (1)	7,206,471	7,342,398	7,688,509	0	0
------------------------------------	-----------	-----------	-----------	---	---

(1) - Formula funded strategies are not requested in 2018-19 because amounts are not determined by institutions.

2.A. Summary of Base Request by Strategy

10/14/2016 1:31:54PM

85th Regular Session, Agency Submission, Version 1

Automated Budget and Evaluation System of Texas (ABEST)

738 The University of Texas at Dallas

Goal / Objective / STRATEGY	Exp 2015	Est 2016	Bud 2017	Req 2018	Req 2019
2 TUITION REVENUE BOND RETIREMENT	3,341,238	3,338,175	8,757,062	8,757,062	8,757,062
TOTAL, GOAL 2	\$10,547,709	\$10,680,573	\$16,445,571	\$8,757,062	\$8,757,062
3 Provide Special Item Support					
2 Research Special Item Support					
1 CENTER FOR APPLIED BIOLOGY	413,599	390,926	410,156	393,750	393,750
2 NANOTECHNOLOGY	145,463	163,190	164,062	157,500	157,500
3 MIDDLE SCHOOL BRAIN YEARS	1,616,379	1,687,238	1,733,685	1,440,000	1,440,000
3 Public Service Special Item Support					
1 ACADEMIC BRIDGE PROGRAM	165,703	668,641	664,062	637,500	637,500
4 Institutional Support Special Item Support					
2 SCIENCE, ENGINEERING, MATH	619,204	1,126,002	1,268,689	138,478	138,478
5 Exceptional Item Request					
1 EXCEPTONAL ITEM REQUEST	0	0	0	0	0

2.A. Summary of Base Request by Strategy

10/14/2016 1:31:54PM

85th Regular Session, Agency Submission, Version 1

Automated Budget and Evaluation System of Texas (ABEST)

738 The University of Texas at Dallas

Goal / Objective / STRATEGY		Exp 2015	Est 2016	Bud 2017	Req 2018	Req 2019
TOTAL, GOAL	3	\$2,960,348	\$4,035,997	\$4,240,654	\$2,767,228	\$2,767,228
6 Research Funds						
1 Research Development Fund						
1 RESEARCH DEVELOPMENT FUND		9,014,633	0	0	0	0
2 Competitive Knowledge Fund						
1 COMPETITIVE KNOWLEDGE FUND		4,473,924	0	0	0	0
3 Core Research Support						
1 CORE RESEARCH SUPPORT		0	9,280,612	9,176,901	0	0
TOTAL, GOAL	6	\$13,488,557	\$9,280,612	\$9,176,901	\$0	\$0
7 Trusteed Funds for African American Museum Internship Program						
1 Trusteed Funds for African American Museum Internship Program						
1 AFRICAN AMERICAN MUSEUM INTERNSHIP		66,716	66,716	66,716	64,047	64,047

2.A. Summary of Base Request by Strategy

10/14/2016 1:31:54PM

85th Regular Session, Agency Submission, Version 1

Automated Budget and Evaluation System of Texas (ABEST)

738 The University of Texas at Dallas

Goal / Objective / STRATEGY	Exp 2015	Est 2016	Bud 2017	Req 2018	Req 2019
TOTAL, GOAL 7	\$66,716	\$66,716	\$66,716	\$64,047	\$64,047
TOTAL, AGENCY STRATEGY REQUEST	\$145,080,771	\$163,994,914	\$171,413,798	\$29,709,437	\$30,607,737
TOTAL, AGENCY RIDER APPROPRIATIONS REQUEST*				\$0	\$0
GRAND TOTAL, AGENCY REQUEST	\$145,080,771	\$163,994,914	\$171,413,798	\$29,709,437	\$30,607,737
<u>METHOD OF FINANCING:</u>					
General Revenue Funds:					
1 General Revenue Fund	88,123,361	86,393,413	91,301,127	11,771,937	11,771,937
SUBTOTAL	\$88,123,361	\$86,393,413	\$91,301,127	\$11,771,937	\$11,771,937
General Revenue Dedicated Funds:					
704 Bd Authorized Tuition Inc	7,606,700	7,792,370	8,476,350	0	0
770 Est Oth Educ & Gen Inco	49,350,710	69,809,131	71,636,321	17,937,500	18,835,800
SUBTOTAL	\$56,957,410	\$77,601,501	\$80,112,671	\$17,937,500	\$18,835,800
TOTAL, METHOD OF FINANCING	\$145,080,771	\$163,994,914	\$171,413,798	\$29,709,437	\$30,607,737

*Rider appropriations for the historical years are included in the strategy amounts.

2.B. Summary of Base Request by Method of Finance
 85th Regular Session, Agency Submission, Version 1
 Automated Budget and Evaluation System of Texas (ABEST)

10/14/2016 1:31:55PM

Agency code: **738**

Agency name: **The University of Texas at Dallas**

METHOD OF FINANCING	Exp 2015	Est 2016	Bud 2017	Req 2018	Req 2019
<u>GENERAL REVENUE</u>					
<u>1</u> General Revenue Fund					
<i>REGULAR APPROPRIATIONS</i>					
Regular Appropriations from MOF Table (2014-15 GAA)	\$84,349,130	\$0	\$0	\$0	\$0
Regular Appropriations from MOF Table (2016-17 GAA)	\$0	\$86,393,413	\$85,886,928	\$0	\$0
Regular Appropriations from MOF Table	\$0	\$0	\$0	\$11,771,937	\$11,771,937
<i>RIDER APPROPRIATION</i>					
Article III, Sec. 54 Research Development Fund Unexpended Balance Carryforward (2014-15 GAA)	\$3,774,231	\$0	\$0	\$0	\$0
<i>TRANSFERS</i>					
THECB Rider 71/HB 100 Tuition Revenue Bond	\$0	\$0	\$5,414,199	\$0	\$0
TOTAL, General Revenue Fund	\$88,123,361	\$86,393,413	\$91,301,127	\$11,771,937	\$11,771,937

2.B. Summary of Base Request by Method of Finance
 85th Regular Session, Agency Submission, Version 1
 Automated Budget and Evaluation System of Texas (ABEST)

10/14/2016 1:31:55PM

Agency code: **738** Agency name: **The University of Texas at Dallas**

METHOD OF FINANCING	Exp 2015	Est 2016	Bud 2017	Req 2018	Req 2019
TOTAL, ALL GENERAL REVENUE	\$88,123,361	\$86,393,413	\$91,301,127	\$11,771,937	\$11,771,937

GENERAL REVENUE FUND - DEDICATED

704 GR Dedicated - Estimated Board Authorized Tuition Increases Account No. 704

REGULAR APPROPRIATIONS

Regular Appropriations from MOF Table (2014-15 GAA)

\$6,570,000 \$0 \$0 \$0 \$0

Regular Appropriations from MOF Table (2016-17 GAA)

\$0 \$8,300,000 \$8,300,000 \$0 \$0

Revised Receipts

\$1,036,700 \$(507,630) \$176,350 \$0 \$0

TOTAL, GR Dedicated - Estimated Board Authorized Tuition Increases Account No. 704

\$7,606,700 \$7,792,370 \$8,476,350 \$0 \$0

770 GR Dedicated - Estimated Other Educational and General Income Account No. 770

REGULAR APPROPRIATIONS

Regular Appropriations from MOF Table (2014-15 GAA)

\$41,414,127 \$0 \$0 \$0 \$0

2.B. Summary of Base Request by Method of Finance
 85th Regular Session, Agency Submission, Version 1
 Automated Budget and Evaluation System of Texas (ABEST)

10/14/2016 1:31:55PM

Agency code: **738** Agency name: **The University of Texas at Dallas**

METHOD OF FINANCING	Exp 2015	Est 2016	Bud 2017	Req 2018	Req 2019
<u>GENERAL REVENUE FUND - DEDICATED</u>					
Regular Appropriations from MOF Table (2016-17 GAA)	\$0	\$53,047,226	\$54,039,492	\$0	\$0
Revised Receipts	\$12,837,738	\$6,231,325	\$17,596,829	\$0	\$0
Reg. Approp. from MOF Table (2014-15 GAA) Rev. Receipts Adj. to Expended \$(4,901,155)		\$0	\$0	\$0	\$0
Regular Appropriations from MOF Table	\$0	\$0	\$0	\$17,937,500	\$18,835,800
Reg. Approp. from MOF Table (2016-17 GAA) Rev. Receipts Adj. to Expended	\$0	\$10,530,580	\$0	\$0	\$0
TOTAL, GR Dedicated - Estimated Other Educational and General Income Account No. 770	\$49,350,710	\$69,809,131	\$71,636,321	\$17,937,500	\$18,835,800
TOTAL GENERAL REVENUE FUND - DEDICATED - 704, 708 & 770	\$56,957,410	\$77,601,501	\$80,112,671	\$17,937,500	\$18,835,800

2.B. Summary of Base Request by Method of Finance
 85th Regular Session, Agency Submission, Version 1
 Automated Budget and Evaluation System of Texas (ABEST)

10/14/2016 1:31:55PM

Agency code: **738**

Agency name: **The University of Texas at Dallas**

METHOD OF FINANCING	Exp 2015	Est 2016	Bud 2017	Req 2018	Req 2019
TOTAL, ALL GENERAL REVENUE FUND - DEDICATED	\$56,957,410	\$77,601,501	\$80,112,671	\$17,937,500	\$18,835,800
TOTAL, GR & GR-DEDICATED FUNDS	\$145,080,771	\$163,994,914	\$171,413,798	\$29,709,437	\$30,607,737
GRAND TOTAL	\$145,080,771	\$163,994,914	\$171,413,798	\$29,709,437	\$30,607,737

FULL-TIME-EQUIVALENT POSITIONS

REGULAR APPROPRIATIONS

Regular Appropriations from MOF Table (2014-15 GAA) 1,486.1 0.0 0.0 0.0 0.0

Regular Appropriations from MOF Table (2016-17 GAA) 0.0 1,406.8 1,406.8 0.0 0.0

Regular Appropriations from MOF Table 0.0 0.0 0.0 1,562.4 1,593.7

RIDER APPROPRIATION

Art IX, Sec 6.10(a)(2), Board or Administrator FTE Adjustment (2016-17 GAA) 0.0 50.0 50.0 0.0 0.0

UNAUTHORIZED NUMBER OVER (BELOW) CAP

Unauthorized Number Over (Below) Cap (134.7) 77.2 75.0 0.0 0.0

TOTAL, ADJUSTED FTES 1,351.4 1,534.0 1,531.8 1,562.4 1,593.7

2.B. Summary of Base Request by Method of Finance
 85th Regular Session, Agency Submission, Version 1
 Automated Budget and Evaluation System of Texas (ABEST)

10/14/2016 1:31:55PM

Agency code: **738**

Agency name: **The University of Texas at Dallas**

METHOD OF FINANCING	Exp 2015	Est 2016	Bud 2017	Req 2018	Req 2019
----------------------------	-----------------	-----------------	-----------------	-----------------	-----------------

**NUMBER OF 100% FEDERALLY
 FUNDED FTEs**

	0.0	0.0	0.0	0.0	0.0
--	------------	------------	------------	------------	------------

2.C. Summary of Base Request by Object of Expense
 85th Regular Session, Agency Submission, Version 1
 Automated Budget and Evaluation System of Texas (ABEST)

10/14/2016 1:31:56PM

738 The University of Texas at Dallas

OBJECT OF EXPENSE	Exp 2015	Est 2016	Bud 2017	BL 2018	BL 2019
1001 SALARIES AND WAGES	\$46,869,963	\$55,555,160	\$57,547,252	\$6,700,705	\$6,991,996
1002 OTHER PERSONNEL COSTS	\$1,629,308	\$1,623,752	\$942,302	\$869,847	\$911,027
1005 FACULTY SALARIES	\$75,518,863	\$84,408,155	\$85,840,019	\$538,082	\$539,907
1010 PROFESSIONAL SALARIES	\$5,791,395	\$5,005,736	\$0	\$0	\$0
2001 PROFESSIONAL FEES AND SERVICES	\$602,839	\$633,403	\$0	\$0	\$0
2002 FUELS AND LUBRICANTS	\$611	\$99	\$0	\$0	\$0
2003 CONSUMABLE SUPPLIES	\$716,298	\$580,229	\$0	\$0	\$0
2004 UTILITIES	\$32,673	\$31,392	\$0	\$0	\$0
2005 TRAVEL	\$9,772	\$10,552	\$5,500	\$5,740	\$6,084
2006 RENT - BUILDING	\$10,105	\$451,774	\$0	\$0	\$0
2007 RENT - MACHINE AND OTHER	\$13,794	\$15,762	\$0	\$0	\$0
2008 DEBT SERVICE	\$3,341,238	\$3,338,175	\$8,757,062	\$8,757,062	\$8,757,062
2009 OTHER OPERATING EXPENSE	\$10,298,632	\$12,336,051	\$18,321,663	\$12,838,001	\$13,401,661
5000 CAPITAL EXPENDITURES	\$245,280	\$4,674	\$0	\$0	\$0
OOE Total (Excluding Riders)	\$145,080,771	\$163,994,914	\$171,413,798	\$29,709,437	\$30,607,737
OOE Total (Riders)					
Grand Total	\$145,080,771	\$163,994,914	\$171,413,798	\$29,709,437	\$30,607,737

2.D. Summary of Base Request Objective Outcomes
 85th Regular Session, Agency Submission, Version 1
 Automated Budget and Evaluation system of Texas (ABEST)

10/14/2016 1:31:56PM

738 The University of Texas at Dallas

<i>Goal/ Objective / Outcome</i>	Exp 2015	Est 2016	Bud 2017	BL 2018	BL 2019
1 Provide Instructional and Operations Support					
1 Provide Instructional and Operations Support					
KEY 1 % 1st-time, Full-time, Degree-seeking Frsh Earn Degree in 6 Yrs					
	66.74%	67.24%	67.74%	68.24%	68.74%
2 % 1st-time, Full-time, Degree-seeking White Frsh Earn Degree in 6 Yrs					
	65.19%	65.69%	66.19%	66.69%	67.19%
3 % 1st-time, Full-time, Degree-seeking Hisp Frsh Earn Degree in 6 Yrs					
	54.84%	55.34%	55.84%	56.34%	56.84%
4 % 1st-time, Full-time, Degree-seeking Black Frsh Earn Degree in 6 Yrs					
	58.06%	58.56%	59.06%	59.56%	60.06%
5 % 1st-time, Full-time, Degree-seeking Other Frsh Earn Degree in 6 Yrs					
	75.00%	75.50%	76.00%	76.50%	77.00%
KEY 6 % 1st-time, Full-time, Degree-seeking Frsh Earn Degree in 4 Yrs					
	52.22%	52.72%	53.22%	53.72%	54.22%
7 % 1st-time, Full-time, Degree-seeking White Frsh Earn Degree in 4 Yrs					
	53.22%	53.72%	54.22%	54.72%	55.22%
8 % 1st-time, Full-time, Degree-seeking Hisp Frsh Earn Degree in 4 Yrs					
	37.39%	37.89%	38.39%	38.89%	39.39%
9 % 1st-time, Full-time, Degree-seeking Black Frsh Earn Degree in 4 Yrs					
	37.88%	38.38%	38.88%	39.38%	39.88%
10 %1st-time, Full-time, Degree-seeking Other Frsh Earn Degree in 4 Yrs					
	57.20%	57.70%	58.20%	58.70%	59.20%
KEY 11 Persistence Rate 1st-time, Full-time, Degree-seeking Frsh after 1 Yr					
	84.40%	84.90%	85.40%	85.90%	86.40%
12 Persistence 1st-time, Full-time, Degree-seeking White Frsh after 1 Yr					
	81.03%	82.27%	82.75%	83.24%	83.72%

2.D. Summary of Base Request Objective Outcomes
 85th Regular Session, Agency Submission, Version 1
 Automated Budget and Evaluation system of Texas (ABEST)

10/14/2016 1:31:56PM

738 The University of Texas at Dallas

<i>Goal/ Objective / Outcome</i>	Exp 2015	Est 2016	Bud 2017	BL 2018	BL 2019
13 Persistence 1st-time, Full-time, Degree-seeking Hisp Frsh after 1 Yr	79.47%	76.41%	76.86%	77.31%	77.76%
14 Persistence 1st-time, Full-time, Degree-seeking Black Frsh after 1 Yr	84.03%	84.03%	84.03%	84.87%	85.72%
15 Persistence 1st-time, Full-time, Degree-seeking Other Frsh after 1 Yr	88.67%	89.17%	89.67%	90.17%	90.67%
16 Percent of Semester Credit Hours Completed	97.78%	98.00%	98.20%	98.35%	98.40%
KEY 17 Certification Rate of Teacher Education Graduates	99.10%	99.00%	99.00%	99.00%	99.00%
18 Percentage of Underprepared Students Satisfy TSI Obligation in Mattion	44.00%	100.00%	100.00%	100.00%	100.00%
19 Percentage of Underprepared Students Satisfy TSI Obligation in Writing	80.00%	100.00%	100.00%	100.00%	100.00%
20 Percentage of Underprepared Students Satisfy TSI Obligation in Reading	100.00%	100.00%	100.00%	100.00%	100.00%
KEY 21 % of Baccalaureate Graduates Who Are 1st Generation College Graduates	28.36%	30.00%	30.00%	30.00%	30.00%
KEY 22 Percent of Transfer Students Who Graduate within 4 Years	71.05%	72.12%	73.20%	74.30%	75.41%
KEY 23 Percent of Transfer Students Who Graduate within 2 Years	29.67%	30.12%	30.57%	31.03%	31.49%
KEY 24 % Lower Division Semester Credit Hours Taught by Tenured/Tenure-Track	22.04%	25.00%	27.00%	29.00%	31.00%
KEY 30 Dollar Value of External or Sponsored Research Funds (in Millions)	56.55	59.00	60.00	60.00	61.00

2.D. Summary of Base Request Objective Outcomes
 85th Regular Session, Agency Submission, Version 1
 Automated Budget and Evaluation system of Texas (ABEST)

10/14/2016 1:31:56PM

738 The University of Texas at Dallas

<i>Goal/ Objective / Outcome</i>	Exp 2015	Est 2016	Bud 2017	BL 2018	BL 2019
31 External or Sponsored Research Funds As a % of State Appropriations	55.88%	58.00%	60.00%	62.00%	63.00%
32 External Research Funds As Percentage Appropriated for Research	382.00%	400.00%	420.00%	430.00%	440.00%
48 % Endowed Professorships or Chairs Unfilled All or Part of Fiscal Year	21.10%	21.00%	21.00%	20.00%	19.00%
49 Average No Months Endowed Chairs Remain Vacant	6.38	6.00	6.00	6.00	6.00

2.E. Summary of Exceptional Items Request
 85th Regular Session, Agency Submission, Version 1
 Automated Budget and Evaluation System of Texas (ABEST)

DATE: 10/14/2016
 TIME : 1:31:57PM

Agency code: 738

Agency name: The University of Texas at Dallas

Priority	Item	2018			2019			Biennium	
		GR and GR/GR Dedicated	All Funds	FTEs	GR and GR Dedicated	All Funds	FTEs	GR and GR Dedicated	All Funds
1	Engineering for Life	\$4,000,000	\$4,000,000	30.0	\$4,000,000	\$4,000,000	35.0	\$8,000,000	\$8,000,000
2	Restoration of the 4% Reduction	\$125,620	\$125,620		\$125,620	\$125,620		\$251,240	\$251,240
Total, Exceptional Items Request		\$4,125,620	\$4,125,620	30.0	\$4,125,620	\$4,125,620	35.0	\$8,251,240	\$8,251,240

Method of Financing

General Revenue	\$4,125,620	\$4,125,620		\$4,125,620	\$4,125,620		\$8,251,240	\$8,251,240
General Revenue - Dedicated								
Federal Funds								
Other Funds								
	\$4,125,620	\$4,125,620		\$4,125,620	\$4,125,620		\$8,251,240	\$8,251,240

Full Time Equivalent Positions 30.0 35.0

Number of 100% Federally Funded FTEs 0.0 0.0

2.F. Summary of Total Request by Strategy
 85th Regular Session, Agency Submission, Version 1
 Automated Budget and Evaluation System of Texas (ABEST)

DATE : 10/14/2016
 TIME : 1:31:57PM

Agency code: 738 Agency name: The University of Texas at Dallas

Goal/Objective/STRATEGY	Base 2018	Base 2019	Exceptional 2018	Exceptional 2019	Total Request 2018	Total Request 2019
1 Provide Instructional and Operations Support						
<i>1 Provide Instructional and Operations Support</i>						
1 OPERATIONS SUPPORT	\$0	\$0	\$0	\$0	\$0	\$0
2 TEACHING EXPERIENCE SUPPLEMENT	0	0	0	0	0	0
3 STAFF GROUP INSURANCE PREMIUMS	6,300,000	6,500,000	0	0	6,300,000	6,500,000
4 WORKERS' COMPENSATION INSURANCE	91,800	91,800	3,825	3,825	95,625	95,625
5 UNEMPLOYMENT COMPENSATION INSURANCE	91,800	91,800	3,825	3,825	95,625	95,625
6 TEXAS PUBLIC EDUCATION GRANTS	5,000,000	5,300,000	0	0	5,000,000	5,300,000
7 ORGANIZED ACTIVITIES	6,637,500	7,035,800	0	0	6,637,500	7,035,800
TOTAL, GOAL 1	\$18,121,100	\$19,019,400	\$7,650	\$7,650	\$18,128,750	\$19,027,050
2 Provide Infrastructure Support						
<i>1 Provide Operation and Maintenance of E&G Space</i>						
1 E&G SPACE SUPPORT	0	0	0	0	0	0
2 TUITION REVENUE BOND RETIREMENT	8,757,062	8,757,062	0	0	8,757,062	8,757,062
TOTAL, GOAL 2	\$8,757,062	\$8,757,062	\$0	\$0	\$8,757,062	\$8,757,062

2.F. Summary of Total Request by Strategy
 85th Regular Session, Agency Submission, Version 1
 Automated Budget and Evaluation System of Texas (ABEST)

DATE : 10/14/2016
 TIME : 1:31:57PM

Agency code: 738 Agency name: The University of Texas at Dallas

Goal/Objective/STRATEGY	Base 2018	Base 2019	Exceptional 2018	Exceptional 2019	Total Request 2018	Total Request 2019
3 Provide Special Item Support						
<i>2 Research Special Item Support</i>						
1 CENTER FOR APPLIED BIOLOGY	\$393,750	\$393,750	\$16,406	\$16,406	\$410,156	\$410,156
2 NANOTECHNOLOGY	157,500	157,500	6,563	6,562	164,063	164,062
3 MIDDLE SCHOOL BRAIN YEARS	1,440,000	1,440,000	60,000	60,000	1,500,000	1,500,000
<i>3 Public Service Special Item Support</i>						
1 ACADEMIC BRIDGE PROGRAM	637,500	637,500	26,562	26,563	664,062	664,063
<i>4 Institutional Support Special Item Support</i>						
2 SCIENCE, ENGINEERING, MATH	138,478	138,478	5,770	5,770	144,248	144,248
<i>5 Exceptional Item Request</i>						
1 EXCEPTONAL ITEM REQUEST	0	0	4,000,000	4,000,000	4,000,000	4,000,000
TOTAL, GOAL 3	\$2,767,228	\$2,767,228	\$4,115,301	\$4,115,301	\$6,882,529	\$6,882,529
6 Research Funds						
<i>1 Research Development Fund</i>						
1 RESEARCH DEVELOPMENT FUND	0	0	0	0	0	0
<i>2 Competitive Knowledge Fund</i>						
1 COMPETITIVE KNOWLEDGE FUND	0	0	0	0	0	0
<i>3 Core Research Support</i>						
1 CORE RESEARCH SUPPORT	0	0	0	0	0	0
TOTAL, GOAL 6	\$0	\$0	\$0	\$0	\$0	\$0

2.F. Summary of Total Request by Strategy
 85th Regular Session, Agency Submission, Version 1
 Automated Budget and Evaluation System of Texas (ABEST)

DATE : 10/14/2016
 TIME : 1:31:57PM

Agency code: 738 Agency name: The University of Texas at Dallas

Goal/Objective/STRATEGY	Base 2018	Base 2019	Exceptional 2018	Exceptional 2019	Total Request 2018	Total Request 2019
7 Trusteed Funds for African American Museum Internship Program						
1 Trusteed Funds for African American Museum Internship Program						
1 AFRICAN AMERICAN MUSEUM INTERNSHIP	\$64,047	\$64,047	\$2,669	\$2,669	\$66,716	\$66,716
TOTAL, GOAL 7	\$64,047	\$64,047	\$2,669	\$2,669	\$66,716	\$66,716
TOTAL, AGENCY STRATEGY REQUEST	\$29,709,437	\$30,607,737	\$4,125,620	\$4,125,620	\$33,835,057	\$34,733,357
TOTAL, AGENCY RIDER APPROPRIATIONS REQUEST						
GRAND TOTAL, AGENCY REQUEST	\$29,709,437	\$30,607,737	\$4,125,620	\$4,125,620	\$33,835,057	\$34,733,357

2.F. Summary of Total Request by Strategy
 85th Regular Session, Agency Submission, Version 1
 Automated Budget and Evaluation System of Texas (ABEST)

DATE : 10/14/2016
 TIME : 1:31:57PM

Agency code: 738 Agency name: The University of Texas at Dallas

<i>Goal/Objective/STRATEGY</i>	Base 2018	Base 2019	Exceptional 2018	Exceptional 2019	Total Request 2018	Total Request 2019
General Revenue Funds:						
1 General Revenue Fund	\$11,771,937	\$11,771,937	\$4,125,620	\$4,125,620	\$15,897,557	\$15,897,557
	\$11,771,937	\$11,771,937	\$4,125,620	\$4,125,620	\$15,897,557	\$15,897,557
General Revenue Dedicated Funds:						
704 Bd Authorized Tuition Inc	0	0	0	0	0	0
770 Est Oth Educ & Gen Inco	17,937,500	18,835,800	0	0	17,937,500	18,835,800
	\$17,937,500	\$18,835,800	\$0	\$0	\$17,937,500	\$18,835,800
TOTAL, METHOD OF FINANCING	\$29,709,437	\$30,607,737	\$4,125,620	\$4,125,620	\$33,835,057	\$34,733,357
FULL TIME EQUIVALENT POSITIONS	1,562.4	1,593.7	30.0	35.0	1,592.4	1,628.7

2.G. Summary of Total Request Objective Outcomes
 85th Regular Session, Agency Submission, Version 1
 Automated Budget and Evaluation system of Texas (ABEST)

Date : 10/14/2016
 Time: 1:31:58PM

Agency code: 738 Agency name: The University of Texas at Dallas

Goal/ Objective / Outcome

	BL 2018	BL 2019	Excp 2018	Excp 2019	Total Request 2018	Total Request 2019
1 Provide Instructional and Operations Support						
1 <i>Provide Instructional and Operations Support</i>						
KEY 1 % 1st-time, Full-time, Degree-seeking Frsh Earn Degree in 6 Yrs						
	68.24%	68.74%			68.24%	68.74%
2 % 1st-time, Full-time, Degree-seeking White Frsh Earn Degree in 6 Yrs						
	66.69%	67.19%			66.69%	67.19%
3 % 1st-time, Full-time, Degree-seeking Hisp Frsh Earn Degree in 6 Yrs						
	56.34%	56.84%			56.34%	56.84%
4 % 1st-time, Full-time, Degree-seeking Black Frsh Earn Degree in 6 Yrs						
	59.56%	60.06%			59.56%	60.06%
5 % 1st-time, Full-time, Degree-seeking Other Frsh Earn Degree in 6 Yrs						
	76.50%	77.00%			76.50%	77.00%
KEY 6 % 1st-time, Full-time, Degree-seeking Frsh Earn Degree in 4 Yrs						
	53.72%	54.22%			53.72%	54.22%
7 % 1st-time, Full-time, Degree-seeking White Frsh Earn Degree in 4 Yrs						
	54.72%	55.22%			54.72%	55.22%
8 % 1st-time, Full-time, Degree-seeking Hisp Frsh Earn Degree in 4 Yrs						
	38.89%	39.39%			38.89%	39.39%

2.G. Summary of Total Request Objective Outcomes
 85th Regular Session, Agency Submission, Version 1
 Automated Budget and Evaluation system of Texas (ABEST)

Date : 10/14/2016
 Time: 1:31:58PM

Agency code: **738** Agency name: **The University of Texas at Dallas**

Goal/ Objective / Outcome

	BL 2018	BL 2019	Excp 2018	Excp 2019	Total Request 2018	Total Request 2019
9 % 1st-time, Full-time, Degree-seeking Black Frsh Earn Degree in 4 Yrs	39.38%	39.88%			39.38%	39.88%
10 % 1st-time, Full-time, Degree-seeking Other Frsh Earn Degree in 4 Yrs	58.70%	59.20%			58.70%	59.20%
KEY 11 Persistence Rate 1st-time, Full-time, Degree-seeking Frsh after 1 Yr	85.90%	86.40%			85.90%	86.40%
12 Persistence 1st-time, Full-time, Degree-seeking White Frsh after 1 Yr	83.24%	83.72%			83.24%	83.72%
13 Persistence 1st-time, Full-time, Degree-seeking Hisp Frsh after 1 Yr	77.31%	77.76%			77.31%	77.76%
14 Persistence 1st-time, Full-time, Degree-seeking Black Frsh after 1 Yr	84.87%	85.72%			84.87%	85.72%
15 Persistence 1st-time, Full-time, Degree-seeking Other Frsh after 1 Yr	90.17%	90.67%			90.17%	90.67%
16 Percent of Semester Credit Hours Completed	98.35%	98.40%			98.35%	98.40%
KEY 17 Certification Rate of Teacher Education Graduates	99.00%	99.00%			99.00%	99.00%

2.G. Summary of Total Request Objective Outcomes
 85th Regular Session, Agency Submission, Version 1
 Automated Budget and Evaluation system of Texas (ABEST)

Date : 10/14/2016
 Time: 1:31:58PM

Agency code: 738

Agency name: The University of Texas at Dallas

Goal/ Objective / Outcome

	BL 2018	BL 2019	Excp 2018	Excp 2019	Total Request 2018	Total Request 2019
18 Percentage of Underprepared Students Satisfy TSI Obligation in Mattion	100.00%	100.00%			100.00%	100.00%
19 Percentage of Underprepared Students Satisfy TSI Obligation in Writing	100.00%	100.00%			100.00%	100.00%
20 Percentage of Underprepared Students Satisfy TSI Obligation in Reading	100.00%	100.00%			100.00%	100.00%
KEY 21 % of Baccalaureate Graduates Who Are 1st Generation College Graduates	30.00%	30.00%			30.00%	30.00%
KEY 22 Percent of Transfer Students Who Graduate within 4 Years	74.30%	75.41%			74.30%	75.41%
KEY 23 Percent of Transfer Students Who Graduate within 2 Years	31.03%	31.49%			31.03%	31.49%
KEY 24 % Lower Division Semester Credit Hours Taught by Tenured/Tenure-Track	29.00%	31.00%			29.00%	31.00%
KEY 30 Dollar Value of External or Sponsored Research Funds (in Millions)	60.00	61.00	70.00	71.00	70.00	71.00
31 External or Sponsored Research Funds As a % of State Appropriations	62.00%	63.00%	69.00%	70.00%	69.00%	70.00%

2.G. Summary of Total Request Objective Outcomes
 85th Regular Session, Agency Submission, Version 1
 Automated Budget and Evaluation system of Texas (ABEST)

Date : 10/14/2016
 Time: 1:31:58PM

Agency code: 738

Agency name: The University of Texas at Dallas

Goal/ Objective / Outcome

	BL 2018	BL 2019	Excp 2018	Excp 2019	Total Request 2018	Total Request 2019
32 External Research Funds As Percentage Appropriated for Research	430.00%	440.00%	500.00%	505.00%	500.00%	505.00%
48 % Endowed Professorships or Chairs Unfilled All or Part of Fiscal Year	20.00%	19.00%			20.00%	19.00%
49 Average No Months Endowed Chairs Remain Vacant	6.00	6.00			6.00	6.00

3.A. Strategy Request
 85th Regular Session, Agency Submission, Version 1
 Automated Budget and Evaluation System of Texas (ABEST)

738 The University of Texas at Dallas

GOAL: 1 Provide Instructional and Operations Support
 OBJECTIVE: 1 Provide Instructional and Operations Support
 STRATEGY: 1 Operations Support

Service Categories:

Service: 19 Income: A.2 Age: B.3

CODE	DESCRIPTION	Exp 2015	Est 2016	Bud 2017	BL 2018 ⁽¹⁾	BL 2019 ⁽¹⁾
Output Measures:						
1	Number of Undergraduate Degrees Awarded	3,040.00	3,162.00	3,288.00	3,420.00	3,556.00
2	Number of Minority Graduates	944.00	982.00	1,021.00	1,062.00	1,104.00
3	Number of Underprepared Students Who Satisfy TSI Obligation in Math	11.00	2.00	2.00	2.00	2.00
4	Number of Underprepared Students Who Satisfy TSI Obligation in Writing	4.00	1.00	1.00	1.00	1.00
5	Number of Underprepared Students Who Satisfy TSI Obligation in Reading	1.00	1.00	1.00	1.00	1.00
6	Number of Two-Year College Transfers Who Graduate	1,288.00	1,340.00	1,393.00	1,449.00	1,507.00
Efficiency Measures:						
KEY 1	Administrative Cost As a Percent of Operating Budget	9.84 %	9.25 %	9.00 %	9.00 %	9.00 %
KEY 2	Avg Cost of Resident Undergraduate Tuition and Fees for 15 SCH	5,903.00	5,903.00	6,081.00	6,081.00	6,279.00
Explanatory/Input Measures:						
1	Student/Faculty Ratio	19.85	20.30	20.00	19.00	18.50
2	Number of Minority Students Enrolled	4,483.00	4,640.00	4,849.00	5,067.00	5,295.00
3	Number of Community College Transfers Enrolled	5,309.00	5,350.00	5,425.00	5,500.00	5,500.00
4	Number of Semester Credit Hours Completed	272,632.00	289,060.00	307,849.00	327,859.00	349,170.00

(1) - Formula funded strategies are not requested in 2018-19 because amounts are not determined by institutions.

3.A. Strategy Request

85th Regular Session, Agency Submission, Version 1
Automated Budget and Evaluation System of Texas (ABEST)

738 The University of Texas at Dallas

GOAL: 1 Provide Instructional and Operations Support
OBJECTIVE: 1 Provide Instructional and Operations Support
STRATEGY: 1 Operations Support

Service Categories:

Service: 19 Income: A.2 Age: B.3

CODE	DESCRIPTION	Exp 2015	Est 2016	Bud 2017	BL 2018 ⁽¹⁾	BL 2019 ⁽¹⁾
5	Number of Semester Credit Hours	278,965.00	298,000.00	317,370.00	337,999.00	359,969.00
6	Number of Students Enrolled as of the Twelfth Class Day	24,554.00	265,000.00	27,560.00	28,662.00	29,809.00
KEY 7	Average Student Loan Debt	21,174.00	21,862.00	22,573.00	23,306.00	24,064.00
KEY 8	Percent of Students with Student Loan Debt	36.00 %	36.00 %	36.00 %	36.00 %	36.00 %
KEY 9	Average Financial Aid Award Per Full-Time Student	14,569.00	15,042.00	15,531.00	16,036.00	16,557.00
KEY 10	Percent of Full-Time Students Receiving Financial Aid	80.00 %	80.00 %	80.00 %	80.00 %	80.00 %
Objects of Expense:						
1001	SALARIES AND WAGES	\$27,155,421	\$36,939,907	\$37,717,468	\$0	\$0
1002	OTHER PERSONNEL COSTS	\$644,291	\$735,655	\$0	\$0	\$0
1005	FACULTY SALARIES	\$73,944,858	\$83,817,245	\$82,781,613	\$0	\$0
2001	PROFESSIONAL FEES AND SERVICES	\$289,190	\$378,888	\$0	\$0	\$0
2003	CONSUMABLE SUPPLIES	\$5,427	\$7,991	\$0	\$0	\$0
2007	RENT - MACHINE AND OTHER	\$7,721	\$6,309	\$0	\$0	\$0
2009	OTHER OPERATING EXPENSE	\$586,611	\$765,471	\$3,572,965	\$0	\$0
5000	CAPITAL EXPENDITURES	\$106,158	\$0	\$0	\$0	\$0
TOTAL, OBJECT OF EXPENSE		\$102,739,677	\$122,651,466	\$124,072,046	\$0	\$0

Method of Financing:

(1) - Formula funded strategies are not requested in 2018-19 because amounts are not determined by institutions.

3.A. Strategy Request

85th Regular Session, Agency Submission, Version 1
Automated Budget and Evaluation System of Texas (ABEST)

738 The University of Texas at Dallas

GOAL: 1 Provide Instructional and Operations Support
OBJECTIVE: 1 Provide Instructional and Operations Support
STRATEGY: 1 Operations Support

Service Categories:

Service: 19 Income: A.2 Age: B.3

CODE	DESCRIPTION	Exp 2015	Est 2016	Bud 2017	(1) BL 2018	(1) BL 2019
1	General Revenue Fund	\$61,863,236	\$63,708,278	\$62,444,683	\$0	\$0
SUBTOTAL, MOF (GENERAL REVENUE FUNDS)		\$61,863,236	\$63,708,278	\$62,444,683	\$0	\$0
Method of Financing:						
704	Bd Authorized Tuition Inc	\$7,606,700	\$7,792,370	\$8,476,350	\$0	\$0
770	Est Oth Educ & Gen Inco	\$33,269,741	\$51,150,818	\$53,151,013	\$0	\$0
SUBTOTAL, MOF (GENERAL REVENUE FUNDS - DEDICATED)		\$40,876,441	\$58,943,188	\$61,627,363	\$0	\$0
TOTAL, METHOD OF FINANCE (INCLUDING RIDERS)					\$0	\$0
TOTAL, METHOD OF FINANCE (EXCLUDING RIDERS)		\$102,739,677	\$122,651,466	\$124,072,046	\$0	\$0
FULL TIME EQUIVALENT POSITIONS:		986.4	1,159.8	1,125.2	1,155.8	1,187.1

STRATEGY DESCRIPTION AND JUSTIFICATION:

The Instruction and Operations Formula provides funding for faculty salaries, departmental operating expense, library, instructional administration, research enhancement, student services and institutional support. The funds are distributed on a weighted semester credit hour basis. The rate per weighted semester credit hour is established by the Legislature each biennium.

(1) - Formula funded strategies are not requested in 2018-19 because amounts are not determined by institutions.

3.A. Strategy Request

85th Regular Session, Agency Submission, Version 1
Automated Budget and Evaluation System of Texas (ABEST)

738 The University of Texas at Dallas

GOAL: 1 Provide Instructional and Operations Support
OBJECTIVE: 1 Provide Instructional and Operations Support
STRATEGY: 1 Operations Support

Service Categories:

Service: 19 Income: A.2 Age: B.3

CODE	DESCRIPTION	Exp 2015	Est 2016	Bud 2017	BL 2018 ⁽¹⁾	BL 2019 ⁽¹⁾
------	-------------	----------	----------	----------	------------------------	------------------------

EXTERNAL/INTERNAL FACTORS IMPACTING STRATEGY:

EXPLANATION OF BIENNIAL CHANGE (includes Rider amounts):

STRATEGY BIENNIAL TOTAL - ALL FUNDS		BIENNIAL CHANGE	EXPLANATION OF BIENNIAL CHANGE	
Base Spending (Est 2016 + Bud 2017)	Baseline Request (BL 2018 + BL 2019)		\$ Amount	Explanation(s) of Amount (must specify MOFs and FTEs)
\$246,723,512	\$0	\$(246,723,512)	\$(246,723,512)	Formula funded strategies not requested in 2018-19 because amounts are not determined by institutions.
			<u>\$(246,723,512)</u>	Total of Explanation of Biennial Change

(1) - Formula funded strategies are not requested in 2018-19 because amounts are not determined by institutions.

3.A. Strategy Request

85th Regular Session, Agency Submission, Version 1
Automated Budget and Evaluation System of Texas (ABEST)

738 The University of Texas at Dallas

GOAL: 1 Provide Instructional and Operations Support
OBJECTIVE: 1 Provide Instructional and Operations Support
STRATEGY: 2 Teaching Experience Supplement

Service Categories:

Service: 19 Income: A.2 Age: B.3

CODE	DESCRIPTION	Exp 2015	Est 2016	Bud 2017	BL 2018 ⁽¹⁾	BL 2019 ⁽¹⁾
------	-------------	----------	----------	----------	------------------------	------------------------

Objects of Expense:

1005	FACULTY SALARIES	\$0	\$0	\$0	\$0	\$0
TOTAL, OBJECT OF EXPENSE		\$0	\$0	\$0	\$0	\$0

Method of Financing:

1	General Revenue Fund	\$0	\$0	\$0	\$0	\$0
SUBTOTAL, MOF (GENERAL REVENUE FUNDS)		\$0	\$0	\$0	\$0	\$0

TOTAL, METHOD OF FINANCE (INCLUDING RIDERS) \$0 \$0

TOTAL, METHOD OF FINANCE (EXCLUDING RIDERS) \$0 \$0 \$0 \$0 \$0

FULL TIME EQUIVALENT POSITIONS:

STRATEGY DESCRIPTION AND JUSTIFICATION:

The Teaching Experience Supplement formula provides an additional weight of 10 percent to lower and upper division semester credit hours taught by tenured and tenure-track faculty. Expenditures for this strategy are included in the Operations Support Strategy.

EXTERNAL/INTERNAL FACTORS IMPACTING STRATEGY:

(1) - Formula funded strategies are not requested in 2018-19 because amounts are not determined by institutions.

3.A. Strategy Request

85th Regular Session, Agency Submission, Version 1
Automated Budget and Evaluation System of Texas (ABEST)

738 The University of Texas at Dallas

GOAL: 1 Provide Instructional and Operations Support
OBJECTIVE: 1 Provide Instructional and Operations Support
STRATEGY: 2 Teaching Experience Supplement

Service Categories:

Service: 19 Income: A.2 Age: B.3

CODE	DESCRIPTION	Exp 2015	Est 2016	Bud 2017	BL 2018 ⁽¹⁾	BL 2019 ⁽¹⁾
------	-------------	----------	----------	----------	------------------------	------------------------

EXPLANATION OF BIENNIAL CHANGE (includes Rider amounts):

<u>STRATEGY BIENNIAL TOTAL - ALL FUNDS</u>		<u>BIENNIAL CHANGE</u>	<u>EXPLANATION OF BIENNIAL CHANGE</u>	
<u>Base Spending (Est 2016 + Bud 2017)</u>	<u>Baseline Request (BL 2018 + BL 2019)</u>		<u>\$ Amount</u>	<u>Explanation(s) of Amount (must specify MOFs and FTEs)</u>
\$0	\$0	\$0	\$0	Formula funded strategies not requested in 2018-19 because amounts are not determined by institutions.
			\$0	Total of Explanation of Biennial Change

(1) - Formula funded strategies are not requested in 2018-19 because amounts are not determined by institutions.

3.A. Strategy Request

85th Regular Session, Agency Submission, Version 1
Automated Budget and Evaluation System of Texas (ABEST)

738 The University of Texas at Dallas

GOAL: 1 Provide Instructional and Operations Support
OBJECTIVE: 1 Provide Instructional and Operations Support
STRATEGY: 3 Staff Group Insurance Premiums

Service Categories:

Service: 06 Income: A.2 Age: B.3

CODE	DESCRIPTION	Exp 2015	Est 2016	Bud 2017	BL 2018	BL 2019
Objects of Expense:						
2009	OTHER OPERATING EXPENSE	\$5,247,764	\$6,755,126	\$6,113,001	\$6,300,000	\$6,500,000
TOTAL, OBJECT OF EXPENSE		\$5,247,764	\$6,755,126	\$6,113,001	\$6,300,000	\$6,500,000
Method of Financing:						
770	Est Oth Educ & Gen Inco	\$5,247,764	\$6,755,126	\$6,113,001	\$6,300,000	\$6,500,000
SUBTOTAL, MOF (GENERAL REVENUE FUNDS - DEDICATED)		\$5,247,764	\$6,755,126	\$6,113,001	\$6,300,000	\$6,500,000
TOTAL, METHOD OF FINANCE (INCLUDING RIDERS)					\$6,300,000	\$6,500,000
TOTAL, METHOD OF FINANCE (EXCLUDING RIDERS)		\$5,247,764	\$6,755,126	\$6,113,001	\$6,300,000	\$6,500,000

FULL TIME EQUIVALENT POSITIONS:

STRATEGY DESCRIPTION AND JUSTIFICATION:

This strategy is to provide proportional share of staff group insurance premiums paid from Other Educational and General Funds.

EXTERNAL/INTERNAL FACTORS IMPACTING STRATEGY:

3.A. Strategy Request

85th Regular Session, Agency Submission, Version 1
Automated Budget and Evaluation System of Texas (ABEST)

738 The University of Texas at Dallas

GOAL: 1 Provide Instructional and Operations Support
OBJECTIVE: 1 Provide Instructional and Operations Support
STRATEGY: 3 Staff Group Insurance Premiums

Service Categories:

Service: 06 Income: A.2 Age: B.3

CODE	DESCRIPTION	Exp 2015	Est 2016	Bud 2017	BL 2018	BL 2019
------	-------------	----------	----------	----------	---------	---------

EXPLANATION OF BIENNIAL CHANGE (includes Rider amounts):

<u>STRATEGY BIENNIAL TOTAL - ALL FUNDS</u>		<u>BIENNIAL</u>	<u>EXPLANATION OF BIENNIAL CHANGE</u>	
<u>Base Spending (Est 2016 + Bud 2017)</u>	<u>Baseline Request (BL 2018 + BL 2019)</u>	<u>CHANGE</u>	<u>\$ Amount</u>	<u>Explanation(s) of Amount (must specify MOFs and FTEs)</u>
\$12,868,127	\$12,800,000	\$(68,127)	\$(68,127)	Assumed increase in Group Insurance Premiums (770 - Est. Other E&G) offset by higher than anticipated FY16 expense due to GR transfer limit.
			\$(68,127)	Total of Explanation of Biennial Change

3.A. Strategy Request

10/14/2016 4:13:18PM

85th Regular Session, Agency Submission, Version 1
Automated Budget and Evaluation System of Texas (ABEST)

738 The University of Texas at Dallas

GOAL: 1 Provide Instructional and Operations Support
OBJECTIVE: 1 Provide Instructional and Operations Support
STRATEGY: 4 Workers' Compensation Insurance

Service Categories:

Service: 06 Income: A.2 Age: B.3

CODE	DESCRIPTION	Exp 2015	Est 2016	Bud 2017	BL 2018	BL 2019
Objects of Expense:						
1002	OTHER PERSONNEL COSTS	\$306,586	\$110,622	\$180,559	\$91,800	\$91,800
2009	OTHER OPERATING EXPENSE	\$97,894	\$0	\$0	\$0	\$0
TOTAL, OBJECT OF EXPENSE		\$404,480	\$110,622	\$180,559	\$91,800	\$91,800
Method of Financing:						
1	General Revenue Fund	\$371,078	\$62,502	\$180,559	\$91,800	\$91,800
SUBTOTAL, MOF (GENERAL REVENUE FUNDS)		\$371,078	\$62,502	\$180,559	\$91,800	\$91,800
Method of Financing:						
770	Est Oth Educ & Gen Inco	\$33,402	\$48,120	\$0	\$0	\$0
SUBTOTAL, MOF (GENERAL REVENUE FUNDS - DEDICATED)		\$33,402	\$48,120	\$0	\$0	\$0
TOTAL, METHOD OF FINANCE (INCLUDING RIDERS)					\$91,800	\$91,800
TOTAL, METHOD OF FINANCE (EXCLUDING RIDERS)		\$404,480	\$110,622	\$180,559	\$91,800	\$91,800
FULL TIME EQUIVALENT POSITIONS:						

3.A. Strategy Request

85th Regular Session, Agency Submission, Version 1
Automated Budget and Evaluation System of Texas (ABEST)

738 The University of Texas at Dallas

GOAL: 1 Provide Instructional and Operations Support
OBJECTIVE: 1 Provide Instructional and Operations Support
STRATEGY: 4 Workers' Compensation Insurance

Service Categories:

Service: 06 Income: A.2 Age: B.3

CODE	DESCRIPTION	Exp 2015	Est 2016	Bud 2017	BL 2018	BL 2019
------	-------------	----------	----------	----------	---------	---------

STRATEGY DESCRIPTION AND JUSTIFICATION:

The strategy funds the Worker's Compensation payments related to Educational and General funds.

EXTERNAL/INTERNAL FACTORS IMPACTING STRATEGY:

EXPLANATION OF BIENNIAL CHANGE (includes Rider amounts):

<u>STRATEGY BIENNIAL TOTAL - ALL FUNDS</u>		<u>BIENNIAL CHANGE</u>	<u>EXPLANATION OF BIENNIAL CHANGE</u>	
<u>Base Spending (Est 2016 + Bud 2017)</u>	<u>Baseline Request (BL 2018 + BL 2019)</u>		<u>\$ Amount</u>	<u>Explanation(s) of Amount (must specify MOFs and FTEs)</u>
\$291,181	\$183,600	\$(107,581)	\$(107,581)	Change results from the required reductions to the 2018-19 baseline (001 - General Revenue) and lower estimated expense.
			<u>\$(107,581)</u>	Total of Explanation of Biennial Change

3.A. Strategy Request

85th Regular Session, Agency Submission, Version 1
Automated Budget and Evaluation System of Texas (ABEST)

738 The University of Texas at Dallas

GOAL: 1 Provide Instructional and Operations Support
 OBJECTIVE: 1 Provide Instructional and Operations Support
 STRATEGY: 5 Unemployment Compensation Insurance

Service Categories:
 Service: 06 Income: A.2 Age: B.3

CODE	DESCRIPTION	Exp 2015	Est 2016	Bud 2017	BL 2018	BL 2019
Objects of Expense:						
1002	OTHER PERSONNEL COSTS	\$76,654	\$68,029	\$104,170	\$91,800	\$91,800
TOTAL, OBJECT OF EXPENSE		\$76,654	\$68,029	\$104,170	\$91,800	\$91,800
Method of Financing:						
1	General Revenue Fund	\$52,916	\$45,466	\$104,170	\$91,800	\$91,800
SUBTOTAL, MOF (GENERAL REVENUE FUNDS)		\$52,916	\$45,466	\$104,170	\$91,800	\$91,800
Method of Financing:						
770	Est Oth Educ & Gen Inco	\$23,738	\$22,563	\$0	\$0	\$0
SUBTOTAL, MOF (GENERAL REVENUE FUNDS - DEDICATED)		\$23,738	\$22,563	\$0	\$0	\$0
TOTAL, METHOD OF FINANCE (INCLUDING RIDERS)					\$91,800	\$91,800
TOTAL, METHOD OF FINANCE (EXCLUDING RIDERS)		\$76,654	\$68,029	\$104,170	\$91,800	\$91,800
FULL TIME EQUIVALENT POSITIONS:						

3.A. Strategy Request

85th Regular Session, Agency Submission, Version 1
Automated Budget and Evaluation System of Texas (ABEST)

738 The University of Texas at Dallas

GOAL: 1 Provide Instructional and Operations Support
 OBJECTIVE: 1 Provide Instructional and Operations Support Service Categories:
 STRATEGY: 5 Unemployment Compensation Insurance Service: 06 Income: A.2 Age: B.3

CODE	DESCRIPTION	Exp 2015	Est 2016	Bud 2017	BL 2018	BL 2019
------	-------------	----------	----------	----------	---------	---------

STRATEGY DESCRIPTION AND JUSTIFICATION:

This strategy provides a portion of legislatively mandated unemployment benefits for those who are deemed eligible by the Texas Employment Commission.

EXTERNAL/INTERNAL FACTORS IMPACTING STRATEGY:

EXPLANATION OF BIENNIAL CHANGE (includes Rider amounts):

<u>STRATEGY BIENNIAL TOTAL - ALL FUNDS</u>		<u>BIENNIAL CHANGE</u>	<u>EXPLANATION OF BIENNIAL CHANGE</u>	
<u>Base Spending (Est 2016 + Bud 2017)</u>	<u>Baseline Request (BL 2018 + BL 2019)</u>		<u>\$ Amount</u>	<u>Explanation(s) of Amount (must specify MOFs and FTEs)</u>
\$172,199	\$183,600	\$11,401	\$11,401	Change results from the required reductions to the 2018-19 baseline (001 - General Revenue) offset by lower than anticipated expense for FY16.
			\$11,401	Total of Explanation of Biennial Change

3.A. Strategy Request

85th Regular Session, Agency Submission, Version 1
 Automated Budget and Evaluation System of Texas (ABEST)

738 The University of Texas at Dallas

GOAL: 1 Provide Instructional and Operations Support
 OBJECTIVE: 1 Provide Instructional and Operations Support
 STRATEGY: 6 Texas Public Education Grants

Service Categories:

Service: 20 Income: A.2 Age: B.3

CODE	DESCRIPTION	Exp 2015	Est 2016	Bud 2017	BL 2018	BL 2019
Objects of Expense:						
2009	OTHER OPERATING EXPENSE	\$4,029,037	\$4,374,123	\$4,654,020	\$5,000,000	\$5,300,000
TOTAL, OBJECT OF EXPENSE		\$4,029,037	\$4,374,123	\$4,654,020	\$5,000,000	\$5,300,000
Method of Financing:						
770	Est Oth Educ & Gen Inco	\$4,029,037	\$4,374,123	\$4,654,020	\$5,000,000	\$5,300,000
SUBTOTAL, MOF (GENERAL REVENUE FUNDS - DEDICATED)		\$4,029,037	\$4,374,123	\$4,654,020	\$5,000,000	\$5,300,000
TOTAL, METHOD OF FINANCE (INCLUDING RIDERS)					\$5,000,000	\$5,300,000
TOTAL, METHOD OF FINANCE (EXCLUDING RIDERS)		\$4,029,037	\$4,374,123	\$4,654,020	\$5,000,000	\$5,300,000

FULL TIME EQUIVALENT POSITIONS:

STRATEGY DESCRIPTION AND JUSTIFICATION:

This strategy represents tuition set aside for the Texas Public Education Grants program as required by Section 56.033 of the Texas Education Code.

EXTERNAL/INTERNAL FACTORS IMPACTING STRATEGY:

3.A. Strategy Request

10/14/2016 4:13:18PM

85th Regular Session, Agency Submission, Version 1
Automated Budget and Evaluation System of Texas (ABEST)

738 The University of Texas at Dallas

GOAL: 1 Provide Instructional and Operations Support
OBJECTIVE: 1 Provide Instructional and Operations Support
STRATEGY: 6 Texas Public Education Grants

Service Categories:

Service: 20 Income: A.2 Age: B.3

CODE	DESCRIPTION	Exp 2015	Est 2016	Bud 2017	BL 2018	BL 2019
------	-------------	----------	----------	----------	---------	---------

EXPLANATION OF BIENNIAL CHANGE (includes Rider amounts):

<u>STRATEGY BIENNIAL TOTAL - ALL FUNDS</u>		<u>BIENNIAL CHANGE</u>	<u>EXPLANATION OF BIENNIAL CHANGE</u>	
<u>Base Spending (Est 2016 + Bud 2017)</u>	<u>Baseline Request (BL 2018 + BL 2019)</u>		<u>\$ Amount</u>	<u>Explanation(s) of Amount (must specify MOFs and FTEs)</u>
\$9,028,143	\$10,300,000	\$1,271,857	\$1,271,857	Increase in TPEG due to enrollment growth assumptions (770 - Est. Other E&G).
			<u>\$1,271,857</u>	Total of Explanation of Biennial Change

3.A. Strategy Request

85th Regular Session, Agency Submission, Version 1
Automated Budget and Evaluation System of Texas (ABEST)

738 The University of Texas at Dallas

GOAL: 1 Provide Instructional and Operations Support
OBJECTIVE: 1 Provide Instructional and Operations Support
STRATEGY: 7 Organized Activities

Service Categories:

Service: 19 Income: A.2 Age: B.3

CODE	DESCRIPTION	Exp 2015	Est 2016	Bud 2017	BL 2018	BL 2019
Objects of Expense:						
1001	SALARIES AND WAGES	\$3,990,508	\$4,215,992	\$4,651,411	\$4,854,240	\$5,145,531
1002	OTHER PERSONNEL COSTS	\$601,777	\$709,446	\$657,573	\$686,247	\$727,427
1005	FACULTY SALARIES	\$0	\$31,667	\$29,141	\$30,412	\$32,237
2001	PROFESSIONAL FEES AND SERVICES	\$141,250	\$254,515	\$0	\$0	\$0
2002	FUELS AND LUBRICANTS	\$611	\$99	\$0	\$0	\$0
2003	CONSUMABLE SUPPLIES	\$650,003	\$570,416	\$0	\$0	\$0
2004	UTILITIES	\$32,382	\$31,392	\$0	\$0	\$0
2005	TRAVEL	\$9,772	\$10,552	\$5,500	\$5,740	\$6,084
2006	RENT - BUILDING	\$3,500	\$0	\$0	\$0	\$0
2007	RENT - MACHINE AND OTHER	\$1,942	\$9,453	\$0	\$0	\$0
2009	OTHER OPERATING EXPENSE	\$73,825	\$133,444	\$1,016,535	\$1,060,861	\$1,124,521
5000	CAPITAL EXPENDITURES	\$14,259	\$4,674	\$0	\$0	\$0
TOTAL, OBJECT OF EXPENSE		\$5,519,829	\$5,971,650	\$6,360,160	\$6,637,500	\$7,035,800
Method of Financing:						
770	Est Oth Educ & Gen Inco	\$5,519,829	\$5,971,650	\$6,360,160	\$6,637,500	\$7,035,800
SUBTOTAL, MOF (GENERAL REVENUE FUNDS - DEDICATED)		\$5,519,829	\$5,971,650	\$6,360,160	\$6,637,500	\$7,035,800

3.A. Strategy Request

85th Regular Session, Agency Submission, Version 1
 Automated Budget and Evaluation System of Texas (ABEST)

738 The University of Texas at Dallas

GOAL: 1 Provide Instructional and Operations Support
 OBJECTIVE: 1 Provide Instructional and Operations Support
 STRATEGY: 7 Organized Activities

Service Categories:
 Service: 19 Income: A.2 Age: B.3

CODE	DESCRIPTION	Exp 2015	Est 2016	Bud 2017	BL 2018	BL 2019
TOTAL, METHOD OF FINANCE (INCLUDING RIDERS)					\$6,637,500	\$7,035,800
TOTAL, METHOD OF FINANCE (EXCLUDING RIDERS)		\$5,519,829	\$5,971,650	\$6,360,160	\$6,637,500	\$7,035,800
FULL TIME EQUIVALENT POSITIONS:		103.1	101.7	92.1	92.1	92.1

STRATEGY DESCRIPTION AND JUSTIFICATION:

3.A. Strategy Request

85th Regular Session, Agency Submission, Version 1
Automated Budget and Evaluation System of Texas (ABEST)

738 The University of Texas at Dallas

GOAL: 1 Provide Instructional and Operations Support
 OBJECTIVE: 1 Provide Instructional and Operations Support
 STRATEGY: 7 Organized Activities

Service Categories:

Service: 19 Income: A.2 Age: B.3

CODE	DESCRIPTION	Exp 2015	Est 2016	Bud 2017	BL 2018	BL 2019
------	-------------	----------	----------	----------	---------	---------

This strategy provides the funding for salaries, wages, supplies and materials for the Callier Center for Communication Disorders. Clinical fees, tuition for preschool students, and contracts help support these programs at the center. Gift funding is used to assist patients in need of financial assistance. Endowment funding supports the development and research activities of the center and not the day to day operational activities.

Output Measures:

Number of children enrolled in the Callier Preschool Deaf Education Program – FY15 = 21, FY16 = 21, FY17 = 43, FY18 = 38, and FY19 = 40.

Number of children enrolled in the Preschool Daycare – FY15 = 254, FY16 = 258, FY17 = 190, FY18 = 190, and FY19 = 190.

Number of graduate students in the UT Dallas Practicum – FY15 = 258, FY16 = 260, FY17 = 259, FY18 = 258, and FY19 = 262.

Efficiency Measures:

Cost of providing clinical and educational services as a function of the number of daily visits – FY15 = 84.00, FY16 = 100.00, FY17 = 115.00, FY18 = 134.00, and FY19 = 158.00.

EXTERNAL/INTERNAL FACTORS IMPACTING STRATEGY:

External: Callier has been recognized as an excellent source to help Texans with communication disorders. The Callier Center is a nationally recognized institution.

3.A. Strategy Request

85th Regular Session, Agency Submission, Version 1
Automated Budget and Evaluation System of Texas (ABEST)

738 The University of Texas at Dallas

GOAL: 1 Provide Instructional and Operations Support
 OBJECTIVE: 1 Provide Instructional and Operations Support
 STRATEGY: 7 Organized Activities

Service Categories:
 Service: 19 Income: A.2 Age: B.3

CODE	DESCRIPTION	Exp 2015	Est 2016	Bud 2017	BL 2018	BL 2019
------	-------------	----------	----------	----------	---------	---------

EXPLANATION OF BIENNIAL CHANGE (includes Rider amounts):

STRATEGY BIENNIAL TOTAL - ALL FUNDS		BIENNIAL CHANGE	EXPLANATION OF BIENNIAL CHANGE	
Base Spending (Est 2016 + Bud 2017)	Baseline Request (BL 2018 + BL 2019)		\$ Amount	Explanation(s) of Amount (must specify MOFs and FTEs)
\$12,331,810	\$13,673,300	\$1,341,490	\$1,341,490	Increase due to Callier program growth assumptions.
			\$1,341,490	Total of Explanation of Biennial Change

3.A. Strategy Request

85th Regular Session, Agency Submission, Version 1
Automated Budget and Evaluation System of Texas (ABEST)

738 The University of Texas at Dallas

GOAL: 2 Provide Infrastructure Support

OBJECTIVE: 1 Provide Operation and Maintenance of E&G Space

STRATEGY: 1 Educational and General Space Support

Service Categories:

Service: 10

Income: A.2

Age: B.3

CODE	DESCRIPTION	Exp 2015	Est 2016	Bud 2017	BL 2018 ⁽¹⁾	BL 2019 ⁽¹⁾
Efficiency Measures:						
1	Space Utilization Rate of Classrooms	47.16	47.00	47.00	47.00	47.00
2	Space Utilization Rate of Labs	35.96	36.00	36.00	36.00	36.00
Objects of Expense:						
1001	SALARIES AND WAGES	\$7,025,018	\$7,263,705	\$7,668,604	\$0	\$0
2001	PROFESSIONAL FEES AND SERVICES	\$136,270	\$0	\$0	\$0	\$0
2009	OTHER OPERATING EXPENSE	\$20,519	\$78,693	\$19,905	\$0	\$0
5000	CAPITAL EXPENDITURES	\$24,664	\$0	\$0	\$0	\$0
TOTAL, OBJECT OF EXPENSE		\$7,206,471	\$7,342,398	\$7,688,509	\$0	\$0
Method of Financing:						
1	General Revenue Fund	\$7,206,471	\$6,710,998	\$7,688,509	\$0	\$0
SUBTOTAL, MOF (GENERAL REVENUE FUNDS)		\$7,206,471	\$6,710,998	\$7,688,509	\$0	\$0
Method of Financing:						
770	Est Oth Educ & Gen Inco	\$0	\$631,400	\$0	\$0	\$0
SUBTOTAL, MOF (GENERAL REVENUE FUNDS - DEDICATED)		\$0	\$631,400	\$0	\$0	\$0

(1) - Formula funded strategies are not requested in 2018-19 because amounts are not determined by institutions.

3.A. Strategy Request

85th Regular Session, Agency Submission, Version 1
Automated Budget and Evaluation System of Texas (ABEST)

738 The University of Texas at Dallas

GOAL: 2 Provide Infrastructure Support

OBJECTIVE: 1 Provide Operation and Maintenance of E&G Space

Service Categories:

STRATEGY: 1 Educational and General Space Support

Service: 10

Income: A.2

Age: B.3

CODE	DESCRIPTION	Exp 2015	Est 2016	Bud 2017	BL 2018 ⁽¹⁾	BL 2019 ⁽¹⁾
TOTAL, METHOD OF FINANCE (INCLUDING RIDERS)					\$0	\$0
TOTAL, METHOD OF FINANCE (EXCLUDING RIDERS)		\$7,206,471	\$7,342,398	\$7,688,509	\$0	\$0
FULL TIME EQUIVALENT POSITIONS:		154.7	153.3	166.8	166.8	166.8

STRATEGY DESCRIPTION AND JUSTIFICATION:

The Infrastructure Support formula distributes funding associated with plant-related formulas and utilities. This formula is driven by the predicted square feet for universities' educational and general activities produced by the Coordinating Board Space Projection Model. The portion of the formula related to utilities is adjusted to reflect differences in unit costs for purchased utilities, including electricity, natural gas, water and wastewater, and thermal energy.

EXTERNAL/INTERNAL FACTORS IMPACTING STRATEGY:

(1) - Formula funded strategies are not requested in 2018-19 because amounts are not determined by institutions.

3.A. Strategy Request

85th Regular Session, Agency Submission, Version 1
Automated Budget and Evaluation System of Texas (ABEST)

738 The University of Texas at Dallas

GOAL: 2 Provide Infrastructure Support
 OBJECTIVE: 1 Provide Operation and Maintenance of E&G Space
 STRATEGY: 1 Educational and General Space Support

Service Categories:
 Service: 10 Income: A.2 Age: B.3

CODE	DESCRIPTION	Exp 2015	Est 2016	Bud 2017	BL 2018 ⁽¹⁾	BL 2019 ⁽¹⁾
------	-------------	----------	----------	----------	------------------------	------------------------

EXPLANATION OF BIENNIAL CHANGE (includes Rider amounts):

<u>STRATEGY BIENNIAL TOTAL - ALL FUNDS</u>		BIENNIAL CHANGE	<u>EXPLANATION OF BIENNIAL CHANGE</u>	
Base Spending (Est 2016 + Bud 2017)	Baseline Request (BL 2018 + BL 2019)		\$ Amount	Explanation(s) of Amount (must specify MOFs and FTEs)
\$15,030,907	\$0	\$(15,030,907)	\$(15,030,907)	Formula funded strategies not requested in 2018-19 because amounts are not determined by institutions.
			<u>\$(15,030,907)</u>	Total of Explanation of Biennial Change

(1) - Formula funded strategies are not requested in 2018-19 because amounts are not determined by institutions.

3.A. Strategy Request

85th Regular Session, Agency Submission, Version 1
Automated Budget and Evaluation System of Texas (ABEST)

738 The University of Texas at Dallas

GOAL: 2 Provide Infrastructure Support
 OBJECTIVE: 1 Provide Operation and Maintenance of E&G Space
 STRATEGY: 2 Tuition Revenue Bond Retirement

Service Categories:
 Service: 10 Income: A.2 Age: B.3

CODE	DESCRIPTION	Exp 2015	Est 2016	Bud 2017	BL 2018	BL 2019
Objects of Expense:						
2008	DEBT SERVICE	\$3,341,238	\$3,338,175	\$8,757,062	\$8,757,062	\$8,757,062
TOTAL, OBJECT OF EXPENSE		\$3,341,238	\$3,338,175	\$8,757,062	\$8,757,062	\$8,757,062
Method of Financing:						
1	General Revenue Fund	\$3,341,238	\$3,338,175	\$8,757,062	\$8,757,062	\$8,757,062
SUBTOTAL, MOF (GENERAL REVENUE FUNDS)		\$3,341,238	\$3,338,175	\$8,757,062	\$8,757,062	\$8,757,062
TOTAL, METHOD OF FINANCE (INCLUDING RIDERS)					\$8,757,062	\$8,757,062
TOTAL, METHOD OF FINANCE (EXCLUDING RIDERS)		\$3,341,238	\$3,338,175	\$8,757,062	\$8,757,062	\$8,757,062

FULL TIME EQUIVALENT POSITIONS:

STRATEGY DESCRIPTION AND JUSTIFICATION:

This strategy funds bond indebtedness payment of General Tuition Revenue Bonds previously authorized by the Texas State Legislature. TRB debt service amounts for the 2018-19 baseline were provided by UT System Office, based on various rates and terms for previous issuances.

EXTERNAL/INTERNAL FACTORS IMPACTING STRATEGY:

3.A. Strategy Request

85th Regular Session, Agency Submission, Version 1
Automated Budget and Evaluation System of Texas (ABEST)

738 The University of Texas at Dallas

GOAL: 2 Provide Infrastructure Support
 OBJECTIVE: 1 Provide Operation and Maintenance of E&G Space Service Categories:
 STRATEGY: 2 Tuition Revenue Bond Retirement Service: 10 Income: A.2 Age: B.3

CODE	DESCRIPTION	Exp 2015	Est 2016	Bud 2017	BL 2018	BL 2019
------	-------------	----------	----------	----------	---------	---------

With the rapid growth in enrollment at UT Dallas, the continued support for development of facilities through the tuition revenue bond funding from the Legislature is essential.

The inability to make the above payments would adversely affect future bond ratings of the UT System.

EXPLANATION OF BIENNIAL CHANGE (includes Rider amounts):

<u>STRATEGY BIENNIAL TOTAL - ALL FUNDS</u>		<u>BIENNIAL CHANGE</u>	<u>EXPLANATION OF BIENNIAL CHANGE</u>	
<u>Base Spending (Est 2016 + Bud 2017)</u>	<u>Baseline Request (BL 2018 + BL 2019)</u>		<u>\$ Amount</u>	<u>Explanation(s) of Amount (must specify MOFs and FTEs)</u>
\$12,095,237	\$17,514,124	\$5,418,887	\$5,418,887	Change in debt service requirement for bond authorizations including newly authorized projects by House Bill 100, Eighty-fourth Legislature (001 - General Revenue).
			<u>\$5,418,887</u>	Total of Explanation of Biennial Change

3.A. Strategy Request

85th Regular Session, Agency Submission, Version 1
Automated Budget and Evaluation System of Texas (ABEST)

738 The University of Texas at Dallas

GOAL: 3 Provide Special Item Support
OBJECTIVE: 2 Research Special Item Support
STRATEGY: 1 Center for Applied Biology

Service Categories:

Service: 21 Income: A.2 Age: B.3

CODE	DESCRIPTION	Exp 2015	Est 2016	Bud 2017	BL 2018	BL 2019
Objects of Expense:						
1001	SALARIES AND WAGES	\$192,750	\$202,782	\$136,637	\$131,172	\$131,172
1005	FACULTY SALARIES	\$220,849	\$188,144	\$273,448	\$262,510	\$262,510
2009	OTHER OPERATING EXPENSE	\$0	\$0	\$71	\$68	\$68
TOTAL, OBJECT OF EXPENSE		\$413,599	\$390,926	\$410,156	\$393,750	\$393,750
Method of Financing:						
1	General Revenue Fund	\$413,599	\$390,926	\$410,156	\$393,750	\$393,750
SUBTOTAL, MOF (GENERAL REVENUE FUNDS)		\$413,599	\$390,926	\$410,156	\$393,750	\$393,750
TOTAL, METHOD OF FINANCE (INCLUDING RIDERS)					\$393,750	\$393,750
TOTAL, METHOD OF FINANCE (EXCLUDING RIDERS)		\$413,599	\$390,926	\$410,156	\$393,750	\$393,750
FULL TIME EQUIVALENT POSITIONS:		2.2	2.0	2.4	2.4	2.4

STRATEGY DESCRIPTION AND JUSTIFICATION:

3.A. Strategy Request

85th Regular Session, Agency Submission, Version 1
Automated Budget and Evaluation System of Texas (ABEST)

738 The University of Texas at Dallas

GOAL: 3 Provide Special Item Support
 OBJECTIVE: 2 Research Special Item Support Service Categories:
 STRATEGY: 1 Center for Applied Biology Service: 21 Income: A.2 Age: B.3

CODE	DESCRIPTION	Exp 2015	Est 2016	Bud 2017	BL 2018	BL 2019
------	-------------	----------	----------	----------	---------	---------

The UT Dallas Center for Applied Biology works to advance human health by making discoveries in basic biological research and by expediting the application of these fundamental discoveries in treatments and therapies. The Center creates important research discoveries, educates highly skilled professionals for positions in biomedical research, and recruits a diverse pool of students into the pursuit of biomedical science and technology education. The Center for Applied Biology fosters collaborations among other academic units at UT Dallas and at other institutions.

EXTERNAL/INTERNAL FACTORS IMPACTING STRATEGY:

Additional information for this strategy is available in Schedule 9, Special Item Information.

EXPLANATION OF BIENNIAL CHANGE (includes Rider amounts):

<u>STRATEGY BIENNIAL TOTAL - ALL FUNDS</u>		<u>BIENNIAL CHANGE</u>	<u>EXPLANATION OF BIENNIAL CHANGE</u>	
<u>Base Spending (Est 2016 + Bud 2017)</u>	<u>Baseline Request (BL 2018 + BL 2019)</u>		<u>\$ Amount</u>	<u>Explanation(s) of Amount (must specify MOFs and FTEs)</u>
\$801,082	\$787,500	\$(13,582)	\$(13,582)	Change results from the required reductions to the 2018-19 baseline (001 - General Revenue).
			<u>\$(13,582)</u>	Total of Explanation of Biennial Change

3.A. Strategy Request

85th Regular Session, Agency Submission, Version 1
Automated Budget and Evaluation System of Texas (ABEST)

738 The University of Texas at Dallas

GOAL: 3 Provide Special Item Support
OBJECTIVE: 2 Research Special Item Support
STRATEGY: 2 Nanotechnology

Service Categories:
Service: 21 Income: A.2 Age: B.3

CODE	DESCRIPTION	Exp 2015	Est 2016	Bud 2017	BL 2018	BL 2019
Objects of Expense:						
1001	SALARIES AND WAGES	\$108,977	\$39,056	\$40,138	\$38,533	\$38,533
1005	FACULTY SALARIES	\$35,258	\$108,948	\$111,127	\$106,682	\$106,682
2003	CONSUMABLE SUPPLIES	\$16	\$0	\$0	\$0	\$0
2009	OTHER OPERATING EXPENSE	\$18	\$15,186	\$12,797	\$12,285	\$12,285
5000	CAPITAL EXPENDITURES	\$1,194	\$0	\$0	\$0	\$0
TOTAL, OBJECT OF EXPENSE		\$145,463	\$163,190	\$164,062	\$157,500	\$157,500
Method of Financing:						
1	General Revenue Fund	\$145,463	\$148,004	\$164,062	\$157,500	\$157,500
SUBTOTAL, MOF (GENERAL REVENUE FUNDS)		\$145,463	\$148,004	\$164,062	\$157,500	\$157,500
Method of Financing:						
770	Est Oth Educ & Gen Inco	\$0	\$15,186	\$0	\$0	\$0
SUBTOTAL, MOF (GENERAL REVENUE FUNDS - DEDICATED)		\$0	\$15,186	\$0	\$0	\$0

3.A. Strategy Request

85th Regular Session, Agency Submission, Version 1
Automated Budget and Evaluation System of Texas (ABEST)

738 The University of Texas at Dallas

GOAL: 3 Provide Special Item Support
OBJECTIVE: 2 Research Special Item Support
STRATEGY: 2 Nanotechnology

Service Categories:

Service: 21 Income: A.2 Age: B.3

CODE	DESCRIPTION	Exp 2015	Est 2016	Bud 2017	BL 2018	BL 2019
TOTAL, METHOD OF FINANCE (INCLUDING RIDERS)					\$157,500	\$157,500
TOTAL, METHOD OF FINANCE (EXCLUDING RIDERS)		\$145,463	\$163,190	\$164,062	\$157,500	\$157,500
FULL TIME EQUIVALENT POSITIONS:		2.1	2.0	2.0	2.0	2.0

STRATEGY DESCRIPTION AND JUSTIFICATION:

The mission of the UT Dallas Nanotechnology Institute is to conduct research and develop innovations in nanotechnology, an area which enables the fabrication of material structures and devices having molecular dimensions with entirely new physical or chemical properties as a result of sizes smaller than the wavelength of light. Nanoscience is realizing its potential to revolutionize such disparate fields as electronics, medicine, communications, energy, and manufacturing.

EXTERNAL/INTERNAL FACTORS IMPACTING STRATEGY:

Additional information for this strategy is available in Schedule 9, Special Item Information.

3.A. Strategy Request

85th Regular Session, Agency Submission, Version 1
Automated Budget and Evaluation System of Texas (ABEST)

738 The University of Texas at Dallas

GOAL: 3 Provide Special Item Support
OBJECTIVE: 2 Research Special Item Support
STRATEGY: 2 Nanotechnology

Service Categories:
Service: 21 Income: A.2 Age: B.3

CODE	DESCRIPTION	Exp 2015	Est 2016	Bud 2017	BL 2018	BL 2019
------	-------------	----------	----------	----------	---------	---------

EXPLANATION OF BIENNIAL CHANGE (includes Rider amounts):

STRATEGY BIENNIAL TOTAL - ALL FUNDS		BIENNIAL CHANGE	EXPLANATION OF BIENNIAL CHANGE	
Base Spending (Est 2016 + Bud 2017)	Baseline Request (BL 2018 + BL 2019)		\$ Amount	Explanation(s) of Amount (must specify MOFs and FTEs)
\$327,252	\$315,000	\$(12,252)	\$(12,252)	Change results from the required reductions to the 2018-19 baseline (001 - General Revenue).
			<u>\$(12,252)</u>	Total of Explanation of Biennial Change

3.A. Strategy Request

10/14/2016 4:13:18PM

85th Regular Session, Agency Submission, Version 1
Automated Budget and Evaluation System of Texas (ABEST)

738 The University of Texas at Dallas

GOAL: 3 Provide Special Item Support
OBJECTIVE: 2 Research Special Item Support
STRATEGY: 3 Middle School Brain Years

Service Categories:
Service: 21 Income: A.2 Age: B.3

CODE	DESCRIPTION	Exp 2015	Est 2016	Bud 2017	BL 2018	BL 2019
Objects of Expense:						
1001	SALARIES AND WAGES	\$1,612,175	\$1,681,416	\$1,703,547	\$1,414,967	\$1,414,967
2003	CONSUMABLE SUPPLIES	\$20	\$1,822	\$0	\$0	\$0
2007	RENT - MACHINE AND OTHER	\$224	\$0	\$0	\$0	\$0
2009	OTHER OPERATING EXPENSE	\$3,960	\$4,000	\$30,138	\$25,033	\$25,033
TOTAL, OBJECT OF EXPENSE		\$1,616,379	\$1,687,238	\$1,733,685	\$1,440,000	\$1,440,000
Method of Financing:						
1	General Revenue Fund	\$1,494,190	\$1,563,256	\$1,500,000	\$1,440,000	\$1,440,000
SUBTOTAL, MOF (GENERAL REVENUE FUNDS)		\$1,494,190	\$1,563,256	\$1,500,000	\$1,440,000	\$1,440,000
Method of Financing:						
770	Est Oth Educ & Gen Inco	\$122,189	\$123,982	\$233,685	\$0	\$0
SUBTOTAL, MOF (GENERAL REVENUE FUNDS - DEDICATED)		\$122,189	\$123,982	\$233,685	\$0	\$0

3.A. Strategy Request

85th Regular Session, Agency Submission, Version 1
 Automated Budget and Evaluation System of Texas (ABEST)

738 The University of Texas at Dallas

GOAL: 3 Provide Special Item Support
 OBJECTIVE: 2 Research Special Item Support
 STRATEGY: 3 Middle School Brain Years

Service Categories:

Service: 21 Income: A.2 Age: B.3

CODE	DESCRIPTION	Exp 2015	Est 2016	Bud 2017	BL 2018	BL 2019
TOTAL, METHOD OF FINANCE (INCLUDING RIDERS)					\$1,440,000	\$1,440,000
TOTAL, METHOD OF FINANCE (EXCLUDING RIDERS)		\$1,616,379	\$1,687,238	\$1,733,685	\$1,440,000	\$1,440,000
FULL TIME EQUIVALENT POSITIONS:		30.7	28.2	34.3	34.3	34.3

STRATEGY DESCRIPTION AND JUSTIFICATION:

The UT Dallas Center for BrainHealth conducts cutting-edge research in the areas of reasoning and decision-making, with special expertise regarding the cognitive and social development of teenagers essential to their success in school. Special item funding supports the Middle School Brain Years program and its proven success to create broad-scale treatments and interventions that will stimulate healthy cognitive development and social skills among middle school children, addressing proactively the issues of graduation rates, juvenile delinquency, and school dropouts.

EXTERNAL/INTERNAL FACTORS IMPACTING STRATEGY:

Additional information for this strategy is available in Schedule 9, Special Item Information.

3.A. Strategy Request

85th Regular Session, Agency Submission, Version 1
 Automated Budget and Evaluation System of Texas (ABEST)

738 The University of Texas at Dallas

GOAL: 3 Provide Special Item Support
 OBJECTIVE: 2 Research Special Item Support
 STRATEGY: 3 Middle School Brain Years

Service Categories:

Service: 21 Income: A.2 Age: B.3

CODE	DESCRIPTION	Exp 2015	Est 2016	Bud 2017	BL 2018	BL 2019
------	-------------	----------	----------	----------	---------	---------

EXPLANATION OF BIENNIAL CHANGE (includes Rider amounts):

STRATEGY BIENNIAL TOTAL - ALL FUNDS		BIENNIAL CHANGE	EXPLANATION OF BIENNIAL CHANGE	
Base Spending (Est 2016 + Bud 2017)	Baseline Request (BL 2018 + BL 2019)		\$ Amount	Explanation(s) of Amount (must specify MOFs and FTEs)
\$3,420,923	\$2,880,000	\$(540,923)	\$(540,923)	Change results from the required reductions to the 2018-19 baseline (001 - General Revenue).
			<u>\$(540,923)</u>	Total of Explanation of Biennial Change

3.A. Strategy Request

85th Regular Session, Agency Submission, Version 1
Automated Budget and Evaluation System of Texas (ABEST)

738 The University of Texas at Dallas

GOAL: 3 Provide Special Item Support
OBJECTIVE: 3 Public Service Special Item Support
STRATEGY: 1 Intensive Summer Academic Bridge Program

Service Categories:
Service: 19 Income: A.2 Age: B.3

CODE	DESCRIPTION	Exp 2015	Est 2016	Bud 2017	BL 2018	BL 2019
Objects of Expense:						
1001	SALARIES AND WAGES	\$165,698	\$216,867	\$272,701	\$261,793	\$261,793
2006	RENT - BUILDING	\$0	\$451,774	\$0	\$0	\$0
2009	OTHER OPERATING EXPENSE	\$5	\$0	\$391,361	\$375,707	\$375,707
TOTAL, OBJECT OF EXPENSE		\$165,703	\$668,641	\$664,062	\$637,500	\$637,500
Method of Financing:						
1	General Revenue Fund	\$165,703	\$668,641	\$664,062	\$637,500	\$637,500
SUBTOTAL, MOF (GENERAL REVENUE FUNDS)		\$165,703	\$668,641	\$664,062	\$637,500	\$637,500
TOTAL, METHOD OF FINANCE (INCLUDING RIDERS)					\$637,500	\$637,500
TOTAL, METHOD OF FINANCE (EXCLUDING RIDERS)		\$165,703	\$668,641	\$664,062	\$637,500	\$637,500
FULL TIME EQUIVALENT POSITIONS:		2.7	3.5	4.5	4.5	4.5

STRATEGY DESCRIPTION AND JUSTIFICATION:

3.A. Strategy Request

85th Regular Session, Agency Submission, Version 1
Automated Budget and Evaluation System of Texas (ABEST)

738 The University of Texas at Dallas

GOAL: 3 Provide Special Item Support
 OBJECTIVE: 3 Public Service Special Item Support Service Categories:
 STRATEGY: 1 Intensive Summer Academic Bridge Program Service: 19 Income: A.2 Age: B.3

CODE	DESCRIPTION	Exp 2015	Est 2016	Bud 2017	BL 2018	BL 2019
------	-------------	----------	----------	----------	---------	---------

The UT Dallas Academic Bridge Program provides a bridge between the high-school senior year and college freshman year, recruiting students from area high schools who would not meet normal UT Dallas admission standards but who do show a passion for success in college. The program requires that students live on campus, take 7 hours of course work in the summer, and learn how to succeed in college. Students are mentored and tutored by more senior students as they progress through the program. The students consist primarily of underrepresented minority students who are the first in their families to attempt college.

EXTERNAL/INTERNAL FACTORS IMPACTING STRATEGY:

Additional information for this strategy is available in Schedule 9, Special Item Information.

EXPLANATION OF BIENNIAL CHANGE (includes Rider amounts):

<u>STRATEGY BIENNIAL TOTAL - ALL FUNDS</u>		<u>BIENNIAL CHANGE</u>	<u>EXPLANATION OF BIENNIAL CHANGE</u>	
<u>Base Spending (Est 2016 + Bud 2017)</u>	<u>Baseline Request (BL 2018 + BL 2019)</u>		<u>\$ Amount</u>	<u>Explanation(s) of Amount (must specify MOFs and FTEs)</u>
\$1,332,703	\$1,275,000	\$(57,703)	\$(57,703)	Change results from the required reductions to the 2018-19 baseline (001 - General Revenue).
			\$(57,703)	Total of Explanation of Biennial Change

3.A. Strategy Request

85th Regular Session, Agency Submission, Version 1
 Automated Budget and Evaluation System of Texas (ABEST)

738 The University of Texas at Dallas

GOAL: 3 Provide Special Item Support

OBJECTIVE: 4 Institutional Support Special Item Support

STRATEGY: 2 Science, Engineering, Math

Service Categories:

Service: 19

Income: A.2

Age: B.3

CODE	DESCRIPTION	Exp 2015	Est 2016	Bud 2017	BL 2018	BL 2019
Objects of Expense:						
1001	SALARIES AND WAGES	\$611,594	\$903,966	\$1,077,657	\$0	\$0
1005	FACULTY SALARIES	\$5,000	\$190,717	\$176,029	\$138,478	\$138,478
2009	OTHER OPERATING EXPENSE	\$2,610	\$31,319	\$15,003	\$0	\$0
TOTAL, OBJECT OF EXPENSE		\$619,204	\$1,126,002	\$1,268,689	\$138,478	\$138,478
Method of Financing:						
1	General Revenue Fund	\$619,204	\$513,550	\$144,247	\$138,478	\$138,478
SUBTOTAL, MOF (GENERAL REVENUE FUNDS)		\$619,204	\$513,550	\$144,247	\$138,478	\$138,478
Method of Financing:						
770	Est Oth Educ & Gen Inco	\$0	\$612,452	\$1,124,442	\$0	\$0
SUBTOTAL, MOF (GENERAL REVENUE FUNDS - DEDICATED)		\$0	\$612,452	\$1,124,442	\$0	\$0
TOTAL, METHOD OF FINANCE (INCLUDING RIDERS)					\$138,478	\$138,478
TOTAL, METHOD OF FINANCE (EXCLUDING RIDERS)		\$619,204	\$1,126,002	\$1,268,689	\$138,478	\$138,478
FULL TIME EQUIVALENT POSITIONS:		5.4	10.1	15.1	15.1	15.1

3.A. Strategy Request

85th Regular Session, Agency Submission, Version 1
Automated Budget and Evaluation System of Texas (ABEST)

738 The University of Texas at Dallas

GOAL: 3 Provide Special Item Support
 OBJECTIVE: 4 Institutional Support Special Item Support Service Categories:
 STRATEGY: 2 Science, Engineering, Math Service: 19 Income: A.2 Age: B.3

CODE	DESCRIPTION	Exp 2015	Est 2016	Bud 2017	BL 2018	BL 2019
------	-------------	----------	----------	----------	---------	---------

STRATEGY DESCRIPTION AND JUSTIFICATION:

Providing highly competent and well-prepared teachers for middle and high school STEM classes is critically important for the future of Texas. The mission of this special item is to enhance the teaching of science, math, and technology across the spectrum of K-16 education. The UTeach Program recruits highly talented UT Dallas students to embark on a career of STEM teaching and prepares them thoroughly for this demanding profession. The program is now thoroughly proven and successful. The intensive personalized, hands-on training and education program is, however, considerable more expensive to provide than the income generated by formula funding. Hence, special item funding is essential for the continuation of this innovative and vitally important program.

EXTERNAL/INTERNAL FACTORS IMPACTING STRATEGY:

Additional information for this strategy is available in Schedule 9, Special Item Information.

EXPLANATION OF BIENNIAL CHANGE (includes Rider amounts):

STRATEGY BIENNIAL TOTAL - ALL FUNDS		BIENNIAL CHANGE	EXPLANATION OF BIENNIAL CHANGE	
Base Spending (Est 2016 + Bud 2017)	Baseline Request (BL 2018 + BL 2019)		\$ Amount	Explanation(s) of Amount (must specify MOFs and FTEs)
\$2,394,691	\$276,956	\$(2,117,735)	\$(2,117,735)	Change results from the required reductions to the 2018-19 baseline. Baseline request only includes 001 - General Revenue.
			\$(2,117,735)	Total of Explanation of Biennial Change

3.A. Strategy Request

85th Regular Session, Agency Submission, Version 1
 Automated Budget and Evaluation System of Texas (ABEST)

738 The University of Texas at Dallas

GOAL: 3 Provide Special Item Support
 OBJECTIVE: 5 Exceptional Item Request
 STRATEGY: 1 Exceptional Item Request

Service Categories:
 Service: 19 Income: A.2 Age: B.3

CODE	DESCRIPTION	Exp 2015	Est 2016	Bud 2017	BL 2018	BL 2019
Objects of Expense:						
1001	SALARIES AND WAGES	\$0	\$0	\$0	\$0	\$0
1002	OTHER PERSONNEL COSTS	\$0	\$0	\$0	\$0	\$0
1005	FACULTY SALARIES	\$0	\$0	\$0	\$0	\$0
2005	TRAVEL	\$0	\$0	\$0	\$0	\$0
2009	OTHER OPERATING EXPENSE	\$0	\$0	\$0	\$0	\$0
5000	CAPITAL EXPENDITURES	\$0	\$0	\$0	\$0	\$0
TOTAL, OBJECT OF EXPENSE		\$0	\$0	\$0	\$0	\$0
Method of Financing:						
1	General Revenue Fund	\$0	\$0	\$0	\$0	\$0
SUBTOTAL, MOF (GENERAL REVENUE FUNDS)		\$0	\$0	\$0	\$0	\$0
TOTAL, METHOD OF FINANCE (INCLUDING RIDERS)					\$0	\$0
TOTAL, METHOD OF FINANCE (EXCLUDING RIDERS)		\$0	\$0	\$0	\$0	\$0
FULL TIME EQUIVALENT POSITIONS:		0.0	0.0	0.0	0.0	0.0

3.A. Strategy Request

85th Regular Session, Agency Submission, Version 1
Automated Budget and Evaluation System of Texas (ABEST)

738 The University of Texas at Dallas

GOAL: 3 Provide Special Item Support
OBJECTIVE: 5 Exceptional Item Request
STRATEGY: 1 Exceptional Item Request

Service Categories:

Service: 19 Income: A.2 Age: B.3

CODE	DESCRIPTION	Exp 2015	Est 2016	Bud 2017	BL 2018	BL 2019
------	-------------	----------	----------	----------	---------	---------

STRATEGY DESCRIPTION AND JUSTIFICATION:

EXTERNAL/INTERNAL FACTORS IMPACTING STRATEGY:

EXPLANATION OF BIENNIAL CHANGE (includes Rider amounts):

<u>STRATEGY BIENNIAL TOTAL - ALL FUNDS</u>		<u>BIENNIAL CHANGE</u>	<u>EXPLANATION OF BIENNIAL CHANGE</u>	
<u>Base Spending (Est 2016 + Bud 2017)</u>	<u>Baseline Request (BL 2018 + BL 2019)</u>		<u>\$ Amount</u>	<u>Explanation(s) of Amount (must specify MOFs and FTEs)</u>
\$0	\$0	\$0	\$0	N/A
			\$0	Total of Explanation of Biennial Change

3.A. Strategy Request

85th Regular Session, Agency Submission, Version 1
Automated Budget and Evaluation System of Texas (ABEST)

738 The University of Texas at Dallas

GOAL: 6 Research Funds
OBJECTIVE: 1 Research Development Fund
STRATEGY: 1 Research Development Fund

Service Categories:
Service: 21 Income: A.2 Age: B.3

CODE	DESCRIPTION	Exp 2015	Est 2016	Bud 2017	BL 2018	BL 2019
Objects of Expense:						
1001	SALARIES AND WAGES	\$5,741,721	\$0	\$0	\$0	\$0
1005	FACULTY SALARIES	\$1,236,061	\$0	\$0	\$0	\$0
1010	PROFESSIONAL SALARIES	\$1,823,679	\$0	\$0	\$0	\$0
2001	PROFESSIONAL FEES AND SERVICES	\$34,129	\$0	\$0	\$0	\$0
2003	CONSUMABLE SUPPLIES	\$18,476	\$0	\$0	\$0	\$0
2006	RENT - BUILDING	\$6,605	\$0	\$0	\$0	\$0
2007	RENT - MACHINE AND OTHER	\$3,907	\$0	\$0	\$0	\$0
2009	OTHER OPERATING EXPENSE	\$98,778	\$0	\$0	\$0	\$0
5000	CAPITAL EXPENDITURES	\$51,277	\$0	\$0	\$0	\$0
TOTAL, OBJECT OF EXPENSE		\$9,014,633	\$0	\$0	\$0	\$0
Method of Financing:						
1	General Revenue Fund	\$7,909,623	\$0	\$0	\$0	\$0
SUBTOTAL, MOF (GENERAL REVENUE FUNDS)		\$7,909,623	\$0	\$0	\$0	\$0
Method of Financing:						
770	Est Oth Educ & Gen Inco	\$1,105,010	\$0	\$0	\$0	\$0

3.A. Strategy Request

85th Regular Session, Agency Submission, Version 1
 Automated Budget and Evaluation System of Texas (ABEST)

738 The University of Texas at Dallas

GOAL: 6 Research Funds
 OBJECTIVE: 1 Research Development Fund
 STRATEGY: 1 Research Development Fund

Service Categories:
 Service: 21 Income: A.2 Age: B.3

CODE	DESCRIPTION	Exp 2015	Est 2016	Bud 2017	BL 2018	BL 2019
SUBTOTAL, MOF (GENERAL REVENUE FUNDS - DEDICATED)		\$1,105,010	\$0	\$0	\$0	\$0
TOTAL, METHOD OF FINANCE (INCLUDING RIDERS)					\$0	\$0
TOTAL, METHOD OF FINANCE (EXCLUDING RIDERS)		\$9,014,633	\$0	\$0	\$0	\$0
FULL TIME EQUIVALENT POSITIONS:		0.0	0.0	0.0	0.0	0.0

STRATEGY DESCRIPTION AND JUSTIFICATION:

The Research Development Fund is distributed among eligible institutions based on the average amount of restricted research funds expended by each institution per year for the three preceding fiscal years. FY 2015 is the final year of existence for the RDF. The purpose of these funds is to promote research capacity.

EXTERNAL/INTERNAL FACTORS IMPACTING STRATEGY:

3.A. Strategy Request

10/14/2016 4:13:18PM

85th Regular Session, Agency Submission, Version 1
Automated Budget and Evaluation System of Texas (ABEST)

738 The University of Texas at Dallas

GOAL: 6 Research Funds
 OBJECTIVE: 1 Research Development Fund Service Categories:
 STRATEGY: 1 Research Development Fund Service: 21 Income: A.2 Age: B.3

CODE	DESCRIPTION	Exp 2015	Est 2016	Bud 2017	BL 2018	BL 2019
------	-------------	----------	----------	----------	---------	---------

EXPLANATION OF BIENNIAL CHANGE (includes Rider amounts):

<u>STRATEGY BIENNIAL TOTAL - ALL FUNDS</u>		<u>BIENNIAL CHANGE</u>	<u>EXPLANATION OF BIENNIAL CHANGE</u>	
<u>Base Spending (Est 2016 + Bud 2017)</u>	<u>Baseline Request (BL 2018 + BL 2019)</u>		<u>\$ Amount</u>	<u>Explanation(s) of Amount (must specify MOFs and FTEs)</u>
\$0	\$0	\$0	\$0	N/A
			\$0	Total of Explanation of Biennial Change

3.A. Strategy Request

85th Regular Session, Agency Submission, Version 1
Automated Budget and Evaluation System of Texas (ABEST)

738 The University of Texas at Dallas

GOAL: 6 Research Funds
OBJECTIVE: 2 Competitive Knowledge Fund
STRATEGY: 1 Competitive Knowledge Fund

Service Categories:
Service: 19 Income: A.2 Age: B.3

CODE	DESCRIPTION	Exp 2015	Est 2016	Bud 2017	BL 2018	BL 2019
Objects of Expense:						
1001	SALARIES AND WAGES	\$266,101	\$0	\$0	\$0	\$0
1005	FACULTY SALARIES	\$76,837	\$0	\$0	\$0	\$0
1010	PROFESSIONAL SALARIES	\$3,967,716	\$0	\$0	\$0	\$0
2001	PROFESSIONAL FEES AND SERVICES	\$2,000	\$0	\$0	\$0	\$0
2003	CONSUMABLE SUPPLIES	\$42,356	\$0	\$0	\$0	\$0
2004	UTILITIES	\$291	\$0	\$0	\$0	\$0
2009	OTHER OPERATING EXPENSE	\$70,895	\$0	\$0	\$0	\$0
5000	CAPITAL EXPENDITURES	\$47,728	\$0	\$0	\$0	\$0
TOTAL, OBJECT OF EXPENSE		\$4,473,924	\$0	\$0	\$0	\$0
Method of Financing:						
1	General Revenue Fund	\$4,473,924	\$0	\$0	\$0	\$0
SUBTOTAL, MOF (GENERAL REVENUE FUNDS)		\$4,473,924	\$0	\$0	\$0	\$0
Method of Financing:						
770	Est Oth Educ & Gen Inco	\$0	\$0	\$0	\$0	\$0
SUBTOTAL, MOF (GENERAL REVENUE FUNDS - DEDICATED)		\$0	\$0	\$0	\$0	\$0

3.A. Strategy Request

85th Regular Session, Agency Submission, Version 1
Automated Budget and Evaluation System of Texas (ABEST)

738 The University of Texas at Dallas

GOAL: 6 Research Funds
 OBJECTIVE: 2 Competitive Knowledge Fund
 STRATEGY: 1 Competitive Knowledge Fund

Service Categories:
 Service: 19 Income: A.2 Age: B.3

CODE	DESCRIPTION	Exp 2015	Est 2016	Bud 2017	BL 2018	BL 2019
TOTAL, METHOD OF FINANCE (INCLUDING RIDERS)					\$0	\$0
TOTAL, METHOD OF FINANCE (EXCLUDING RIDERS)		\$4,473,924	\$0	\$0	\$0	\$0
FULL TIME EQUIVALENT POSITIONS:		0.0	0.0	0.0	0.0	0.0

STRATEGY DESCRIPTION AND JUSTIFICATION:

The purpose of the Texas Competitive Knowledge Fund (TKCF) is to support faculty for the purpose of instructional excellence and research. FY 2015 is the final year of existence for the TKCF.

EXTERNAL/INTERNAL FACTORS IMPACTING STRATEGY:

EXPLANATION OF BIENNIAL CHANGE (includes Rider amounts):

<u>STRATEGY BIENNIAL TOTAL - ALL FUNDS</u>		<u>BIENNIAL CHANGE</u>	<u>EXPLANATION OF BIENNIAL CHANGE</u>	
<u>Base Spending (Est 2016 + Bud 2017)</u>	<u>Baseline Request (BL 2018 + BL 2019)</u>		<u>\$ Amount</u>	<u>Explanation(s) of Amount (must specify MOFs and FTEs)</u>
\$0	\$0	\$0	\$0	N/A
			\$0	Total of Explanation of Biennial Change

3.A. Strategy Request

85th Regular Session, Agency Submission, Version 1
Automated Budget and Evaluation System of Texas (ABEST)

738 The University of Texas at Dallas

GOAL: 6 Research Funds
OBJECTIVE: 3 Core Research Support
STRATEGY: 1 Core Research Support

Service Categories:

Service: 19 Income: A.2 Age: B.3

CODE	DESCRIPTION	Exp 2015	Est 2016	Bud 2017	BL 2018	BL 2019
Objects of Expense:						
1001	SALARIES AND WAGES	\$0	\$4,091,469	\$4,279,089	\$0	\$0
1005	FACULTY SALARIES	\$0	\$71,434	\$2,468,661	\$0	\$0
1010	PROFESSIONAL SALARIES	\$0	\$5,005,736	\$0	\$0	\$0
2001	PROFESSIONAL FEES AND SERVICES	\$0	\$0	\$0	\$0	\$0
2003	CONSUMABLE SUPPLIES	\$0	\$0	\$0	\$0	\$0
2004	UTILITIES	\$0	\$0	\$0	\$0	\$0
2006	RENT - BUILDING	\$0	\$0	\$0	\$0	\$0
2007	RENT - MACHINE AND OTHER	\$0	\$0	\$0	\$0	\$0
2009	OTHER OPERATING EXPENSE	\$0	\$111,973	\$2,429,151	\$0	\$0
5000	CAPITAL EXPENDITURES	\$0	\$0	\$0	\$0	\$0
TOTAL, OBJECT OF EXPENSE		\$0	\$9,280,612	\$9,176,901	\$0	\$0
Method of Financing:						
1	General Revenue Fund	\$0	\$9,176,901	\$9,176,901	\$0	\$0
SUBTOTAL, MOF (GENERAL REVENUE FUNDS)		\$0	\$9,176,901	\$9,176,901	\$0	\$0

Method of Financing:

3.A. Strategy Request

85th Regular Session, Agency Submission, Version 1
Automated Budget and Evaluation System of Texas (ABEST)

738 The University of Texas at Dallas

GOAL: 6 Research Funds
OBJECTIVE: 3 Core Research Support
STRATEGY: 1 Core Research Support

Service Categories:
Service: 19 Income: A.2 Age: B.3

CODE	DESCRIPTION	Exp 2015	Est 2016	Bud 2017	BL 2018	BL 2019
770	Est Oth Educ & Gen Inco	\$0	\$103,711	\$0	\$0	\$0
SUBTOTAL, MOF (GENERAL REVENUE FUNDS - DEDICATED)		\$0	\$103,711	\$0	\$0	\$0
TOTAL, METHOD OF FINANCE (INCLUDING RIDERS)					\$0	\$0
TOTAL, METHOD OF FINANCE (EXCLUDING RIDERS)		\$0	\$9,280,612	\$9,176,901	\$0	\$0
FULL TIME EQUIVALENT POSITIONS:		64.1	73.4	89.4	89.4	89.4

STRATEGY DESCRIPTION AND JUSTIFICATION:

The Core Research Support Fund is established to provide funding to promote increased research capacity at those institutions designated as an emerging research university under the Higher Education Coordinating Board's (THECB) accountability system.

Funding is to be expended for the support and maintenance of educational and general activities, including research and student services that promote increased research capacity.

A legislatively determined amount of funding is appropriated to eligible institutions as follows: (1) 50 percent based on the average amount of restricted research funds expended by each institution per year for the three preceding state fiscal years as reported to THECB; and (2) 50 percent based on the average amount of total research funds expended by each institution per year for the three preceding state fiscal years as reported to THECB.

3.A. Strategy Request

85th Regular Session, Agency Submission, Version 1
Automated Budget and Evaluation System of Texas (ABEST)

738 The University of Texas at Dallas

GOAL: 6 Research Funds
 OBJECTIVE: 3 Core Research Support
 STRATEGY: 1 Core Research Support

Service Categories:
 Service: 19 Income: A.2 Age: B.3

CODE	DESCRIPTION	Exp 2015	Est 2016	Bud 2017	BL 2018	BL 2019
------	-------------	----------	----------	----------	---------	---------

EXTERNAL/INTERNAL FACTORS IMPACTING STRATEGY:

EXPLANATION OF BIENNIAL CHANGE (includes Rider amounts):

STRATEGY BIENNIAL TOTAL - ALL FUNDS		BIENNIAL CHANGE	EXPLANATION OF BIENNIAL CHANGE	
Base Spending (Est 2016 + Bud 2017)	Baseline Request (BL 2018 + BL 2019)		\$ Amount	Explanation(s) of Amount (must specify MOFs and FTEs)
\$18,457,513	\$0	\$(18,457,513)	\$(18,457,513)	Formula funded strategies not requested in 2018-19 because amounts are not determined by institutions.
			<u>\$(18,457,513)</u>	Total of Explanation of Biennial Change

3.A. Strategy Request

85th Regular Session, Agency Submission, Version 1
Automated Budget and Evaluation System of Texas (ABEST)

738 The University of Texas at Dallas

GOAL: 7 Trusteed Funds for African American Museum Internship Program
 OBJECTIVE: 1 Trusteed Funds for African American Museum Internship Program
 STRATEGY: 1 African American Museum Internship

Service Categories:
 Service: 19 Income: A.2 Age: B.3

CODE	DESCRIPTION	Exp 2015	Est 2016	Bud 2017	BL 2018	BL 2019
Objects of Expense:						
2009	OTHER OPERATING EXPENSE	\$66,716	\$66,716	\$66,716	\$64,047	\$64,047
TOTAL, OBJECT OF EXPENSE		\$66,716	\$66,716	\$66,716	\$64,047	\$64,047
Method of Financing:						
1	General Revenue Fund	\$66,716	\$66,716	\$66,716	\$64,047	\$64,047
SUBTOTAL, MOF (GENERAL REVENUE FUNDS)		\$66,716	\$66,716	\$66,716	\$64,047	\$64,047
TOTAL, METHOD OF FINANCE (INCLUDING RIDERS)					\$64,047	\$64,047
TOTAL, METHOD OF FINANCE (EXCLUDING RIDERS)		\$66,716	\$66,716	\$66,716	\$64,047	\$64,047
FULL TIME EQUIVALENT POSITIONS:						
STRATEGY DESCRIPTION AND JUSTIFICATION:						

3.A. Strategy Request

85th Regular Session, Agency Submission, Version 1
Automated Budget and Evaluation System of Texas (ABEST)

738 The University of Texas at Dallas

GOAL: 7 Trusteed Funds for African American Museum Internship Program
 OBJECTIVE: 1 Trusteed Funds for African American Museum Internship Program Service Categories:
 STRATEGY: 1 African American Museum Internship Service: 19 Income: A.2 Age: B.3

CODE	DESCRIPTION	Exp 2015	Est 2016	Bud 2017	BL 2018	BL 2019
------	-------------	----------	----------	----------	---------	---------

Funds appropriated to the African American Museum Internship are for the purpose of supporting an internship at the African American Museum in Dallas. Amounts appropriated in this strategy are funds trusteeed to The University of Texas at Dallas, and The University of Texas at Dallas may not transfer the amount appropriated to other purposes. The University of Texas at Dallas may require periodic submission of data and reports as they consider necessary to assess the overall performance of the museum internship program. By September 1 of each year, the museum shall report data to The University of Texas at Dallas as required to assess the overall performance of the internship program. The University of Texas at Dallas is required to report to the Legislative Budget Board and the Governor's Office concerning the effectiveness of the program by October 1, 2016.

EXTERNAL/INTERNAL FACTORS IMPACTING STRATEGY:

EXPLANATION OF BIENNIAL CHANGE (includes Rider amounts):

<u>STRATEGY BIENNIAL TOTAL - ALL FUNDS</u>		<u>BIENNIAL CHANGE</u>	<u>EXPLANATION OF BIENNIAL CHANGE</u>	
Base Spending (Est 2016 + Bud 2017)	Baseline Request (BL 2018 + BL 2019)		\$ Amount	Explanation(s) of Amount (must specify MOFs and FTEs)
\$133,432	\$128,094	\$(5,338)	\$(5,338)	Change results from the required reductions to the 2018-19 baseline (001 - General Revenue).
			\$(5,338)	Total of Explanation of Biennial Change

3.A. Strategy Request

10/14/2016 4:13:18PM

85th Regular Session, Agency Submission, Version 1
Automated Budget and Evaluation System of Texas (ABEST)

SUMMARY TOTALS:

OBJECTS OF EXPENSE:	\$145,080,771	\$163,994,914	\$171,413,798	\$29,709,437	\$30,607,737
METHODS OF FINANCE (INCLUDING RIDERS):				\$29,709,437	\$30,607,737
METHODS OF FINANCE (EXCLUDING RIDERS):	\$145,080,771	\$163,994,914	\$171,413,798	\$29,709,437	\$30,607,737
FULL TIME EQUIVALENT POSITIONS:	1,351.4	1,534.0	1,531.8	1,562.4	1,593.7

Agency Code: 738		Agency: The University of Texas at Dallas				Prepared By: Dave Gaarder					
Date:						16-17	Requested	Requested	Biennial Total	Biennial Difference	
Goal	Goal Name	Strategy	Strategy Name	Program	Program Name	Base	2018	2019	18-19	\$	%
A	Instruction/Operations	1.1.1	Operations Support			\$240,031,832	\$0	\$0	\$0	(\$240,031,832)	-100.0%
		1.1.2	Teaching Experience Supplement			\$0	\$0	\$0	\$0	\$0	n/a
		1.1.3	Staff Group Insurance Premiums			\$12,187,413	\$6,300,000	\$6,500,000	\$12,800,000	\$612,587	5.0%
		1.1.4	Worker's Compensation Insurance			\$314,359	\$91,800	\$91,800	\$183,600	(\$130,759)	-41.6%
		1.1.5	Unemployment Compensation Ins.			\$213,810	\$91,800	\$91,800	\$183,600	(\$30,210)	-14.1%
		1.1.6	Texas Public Education Grants			\$8,998,433	\$5,000,000	\$5,300,000	\$10,300,000	\$1,301,567	14.5%
		1.1.7	Organized Activities			\$13,409,552	\$6,637,500	\$7,035,800	\$13,673,300	\$263,748	2.0%
B	Infrastructure Support	2.1.1	E&G Space Support			\$15,236,325	\$0	\$0	\$0	(\$15,236,325)	-100.0%
		2.1.2	Tuition Revenue Bond Retirement			\$12,095,237	\$8,757,062	\$8,757,062	\$17,514,124	\$5,418,887	44.8%
C	Special Item Support	3.2.1	Center for Applied Biology			\$820,313	\$393,750	\$393,750	\$787,500	(\$32,813)	-4.0%
		3.2.2	Nanotechnology			\$328,125	\$157,500	\$157,500	\$315,000	(\$13,125)	-4.0%
		3.2.3	Middle School Brain Years			\$3,437,867	\$1,440,000	\$1,440,000	\$2,880,000	(\$557,867)	-16.2%
		3.3.1	Academic Bridge Program			\$1,333,096	\$637,500	\$637,500	\$1,275,000	(\$58,096)	-4.4%
		3.4.2	Science, Engineering, Math			\$2,523,951	\$138,478	\$138,478	\$276,956	(\$2,246,995)	-89.0%
		3.5.1	Engineering for Life			\$0	\$4,000,000	\$4,000,000	\$8,000,000	\$8,000,000	100.0%
		3.5.1	Restoration of the 4% Non-formula Reduction			\$0	\$125,620	\$125,620	\$251,240	\$251,240	100.0%
D	Research Funds	6.3.1	Core Research Support			\$18,353,802	\$0	\$0	\$0	(\$18,353,802)	-100.0%
E	Trusteed Funds	7.1.1	African American Museum Internship			\$133,432	\$64,047	\$64,047	\$128,094	(\$5,338)	-4.0%

4.A. Exceptional Item Request Schedule
 85th Regular Session, Agency Submission, Version 1
 Automated Budget and Evaluation System of Texas (ABEST)

DATE: 10/14/2016
 TIME: 1:32:24PM

Agency code: 738

Agency name:

The University of Texas at Dallas

CODE	DESCRIPTION	Excp 2018	Excp 2019
	Item Name: Engineering for Life		
	Item Priority: 1		
	IT Component: No		
	Anticipated Out-year Costs: Yes		
	Involve Contracts > \$50,000: No		
	Includes Funding for the Following Strategy or Strategies: 03-05-01 Exceptional Item Request		
 OBJECTS OF EXPENSE:			
1001	SALARIES AND WAGES	1,800,000	2,200,000
1002	OTHER PERSONNEL COSTS	100,000	200,000
1005	FACULTY SALARIES	300,000	300,000
2005	TRAVEL	100,000	100,000
2009	OTHER OPERATING EXPENSE	200,000	200,000
5000	CAPITAL EXPENDITURES	1,500,000	1,000,000
	TOTAL, OBJECT OF EXPENSE	\$4,000,000	\$4,000,000
 METHOD OF FINANCING:			
1	General Revenue Fund	4,000,000	4,000,000
	TOTAL, METHOD OF FINANCING	\$4,000,000	\$4,000,000
 FULL-TIME EQUIVALENT POSITIONS (FTE):		30.00	35.00

DESCRIPTION / JUSTIFICATION:

Engineering for Life is a unique UT Dallas initiative designed to capitalize on the University's engineering strengths, the accessibility of the North Texas high tech sector, and the needs of the health care community for technological innovations. The next revolution in health care will be driven by medical devices. Exceptional item funding will provide UT Dallas the platform to translate research to fuel job creation and economic growth for Texas.

UT Dallas has established one of the nation's leading programs in analog circuits, which is the fundamental, enabling technology behind much of the trillion-dollar-per-year consumer electronics market, serving as the interface between digital technology and the analog characteristics of light and sound. A major focus in this effort is research on a programmable electronic nose that has the potential for monitoring blood sugar levels without requiring a blood sample and detecting a wide variety of cancers. This initiative is expected to create new industries and new opportunities for Texas and could be worth hundreds of billions of dollars. The programmable nose could also be used to monitor indoor air quality for toxic and harmful chemicals or to monitor leaks in manufacturing plants or automobiles.

UT Dallas is seeking to solidify and maintain its role as a preeminent world leader in analog research and education and expedite dissemination of discoveries to the market to improve the health of all Texans. Exceptional item funding will enable the University to continue its mission of helping to make Texas a leader in analog and mixed signal technology and job creation, and more importantly, to keep its leadership position. The Center plans to accomplish this by performing high impact research, improving the research and education infrastructure throughout the state and beyond, and translating that research to encourage innovation and create jobs in Texas.

4.A. Exceptional Item Request Schedule
 85th Regular Session, Agency Submission, Version 1
 Automated Budget and Evaluation System of Texas (ABEST)

DATE: 10/14/2016
 TIME: 1:32:24PM

Agency code: 738

Agency name:

The University of Texas at Dallas

CODE	DESCRIPTION	Excp 2018	Excp 2019
------	-------------	-----------	-----------

EXTERNAL/INTERNAL FACTORS:

Additional information for this strategy is available in Schedule 9, Special Item Information.

DESCRIPTION OF ANTICIPATED OUT-YEAR COSTS :

Anticipated out-year costs will be used to continue and further develop the Engineering for Life program, and include a combination of ongoing maintenance and administrative costs. No changes in FTEs are anticipated related to out-year costs.

ESTIMATED ANTICIPATED OUT-YEAR COSTS FOR ITEM:

	2020	2021	2022
	\$4,000,000	\$4,000,000	\$4,000,000

4.A. Exceptional Item Request Schedule
 85th Regular Session, Agency Submission, Version 1
 Automated Budget and Evaluation System of Texas (ABEST)

DATE: 10/14/2016
 TIME: 1:32:24PM

Agency code: 738

Agency name:

The University of Texas at Dallas

CODE	DESCRIPTION	Excp 2018	Excp 2019
	Item Name: Restoration of the 4% Non-formula Reduction		
	Item Priority: 2		
	IT Component: No		
	Anticipated Out-year Costs: Yes		
	Involve Contracts > \$50,000: No		
	Includes Funding for the Following Strategy or Strategies:		
	01-01-04 Workers' Compensation Insurance		
	01-01-05 Unemployment Compensation Insurance		
	03-02-01 Center for Applied Biology		
	03-02-02 Nanotechnology		
	03-02-03 Middle School Brain Years		
	03-03-01 Intensive Summer Academic Bridge Program		
	03-04-02 Science, Engineering, Math		
	07-01-01 African American Museum Internship		
OBJECTS OF EXPENSE:			
1002	OTHER PERSONNEL COSTS	7,650	7,650
2009	OTHER OPERATING EXPENSE	117,970	117,970
	TOTAL, OBJECT OF EXPENSE	\$125,620	\$125,620
METHOD OF FINANCING:			
1	General Revenue Fund	125,620	125,620
	TOTAL, METHOD OF FINANCING	\$125,620	\$125,620

DESCRIPTION / JUSTIFICATION:

As requested by the state's leadership, UT Dallas has reduced its non-formula line items by 4%, which amounts to a \$251,240 decrease in non-formula general revenue support for UT Dallas. The reduction was applied across the board to non-formula strategies. Restoration of this proposed reduction is important to UT Dallas as these funds provide resources to important university programs that operate outside the formula.

EXTERNAL/INTERNAL FACTORS:

The 4% reduction will most impact two successful programs at UT Dallas – the Academic Bridge Program and the Middle School Brain Years Program. Special item funding for these programs goes directly to helping struggling students succeed. In the case of the Academic Bridge Program, funds cut provide invaluable assistance to students who would not normally be admitted to UT Dallas yet succeed through the Academic Bridge Program. For the Middle School Brain Years Program, funds cut through the 4% reduction will reduce the number of Texas middle school students and teachers who can receive the valuable critical thinking training developed by the UT Dallas Center for BrainHealth. Additional information for special items impacted by the 4% reduction is available in Schedule 9, Special Item Information.

4.A. Exceptional Item Request Schedule
 85th Regular Session, Agency Submission, Version 1
 Automated Budget and Evaluation System of Texas (ABEST)

DATE: 10/14/2016
 TIME: 1:32:24PM

Agency code: 738

Agency name:

The University of Texas at Dallas

<u>CODE</u>	<u>DESCRIPTION</u>	<u>Excp 2018</u>	<u>Excp 2019</u>
-------------	--------------------	------------------	------------------

DESCRIPTION OF ANTICIPATED OUT-YEAR COSTS :

Anticipated out-year costs reflect the restoration of the 4% reduction made to non-formula strategies. No changes in FTEs are anticipated related to out-year costs.

ESTIMATED ANTICIPATED OUT-YEAR COSTS FOR ITEM:

<u>2020</u>	<u>2021</u>	<u>2022</u>
\$125,620	\$125,620	\$125,620

4.B. Exceptional Items Strategy Allocation Schedule
 85th Regular Session, Agency Submission, Version 1
 Automated Budget and Evaluation System of Texas (ABEST)

DATE: 10/14/2016
 TIME: 1:32:24PM

Agency code: 738 Agency name: The University of Texas at Dallas

Code	Description	Excp 2018	Excp 2019
Item Name: Engineering for Life			
Allocation to Strategy: 3-5-1 Exceptional Item Request			
OBJECTS OF EXPENSE:			
1001	SALARIES AND WAGES	1,800,000	2,200,000
1002	OTHER PERSONNEL COSTS	100,000	200,000
1005	FACULTY SALARIES	300,000	300,000
2005	TRAVEL	100,000	100,000
2009	OTHER OPERATING EXPENSE	200,000	200,000
5000	CAPITAL EXPENDITURES	1,500,000	1,000,000
TOTAL, OBJECT OF EXPENSE		\$4,000,000	\$4,000,000
METHOD OF FINANCING:			
1 General Revenue Fund		4,000,000	4,000,000
TOTAL, METHOD OF FINANCING		\$4,000,000	\$4,000,000
FULL-TIME EQUIVALENT POSITIONS (FTE):		30.0	35.0

4.B. Exceptional Items Strategy Allocation Schedule
 85th Regular Session, Agency Submission, Version 1
 Automated Budget and Evaluation System of Texas (ABEST)

DATE: 10/14/2016
 TIME: 1:32:24PM

Agency code: 738 Agency name: The University of Texas at Dallas

Code	Description	Excp 2018	Excp 2019
Item Name: Restoration of the 4% Non-formula Reduction			
Allocation to Strategy: 1-1-4 Workers' Compensation Insurance			
OBJECTS OF EXPENSE:			
1002	OTHER PERSONNEL COSTS	3,825	3,825
TOTAL, OBJECT OF EXPENSE		\$3,825	\$3,825
METHOD OF FINANCING:			
1	General Revenue Fund	3,825	3,825
TOTAL, METHOD OF FINANCING		\$3,825	\$3,825

4.B. Exceptional Items Strategy Allocation Schedule
 85th Regular Session, Agency Submission, Version 1
 Automated Budget and Evaluation System of Texas (ABEST)

DATE: 10/14/2016
 TIME: 1:32:24PM

Agency code: 738 Agency name: The University of Texas at Dallas

Code	Description	Excp 2018	Excp 2019
Item Name: Restoration of the 4% Non-formula Reduction			
Allocation to Strategy: 1-1-5 Unemployment Compensation Insurance			
OBJECTS OF EXPENSE:			
1002	OTHER PERSONNEL COSTS	3,825	3,825
TOTAL, OBJECT OF EXPENSE		\$3,825	\$3,825
METHOD OF FINANCING:			
1	General Revenue Fund	3,825	3,825
TOTAL, METHOD OF FINANCING		\$3,825	\$3,825

4.B. Exceptional Items Strategy Allocation Schedule
 85th Regular Session, Agency Submission, Version 1
 Automated Budget and Evaluation System of Texas (ABEST)

DATE: 10/14/2016
 TIME: 1:32:24PM

Agency code: 738 Agency name: The University of Texas at Dallas

Code	Description	Excp 2018	Excp 2019
Item Name: Restoration of the 4% Non-formula Reduction			
Allocation to Strategy: 3-2-1 Center for Applied Biology			
OBJECTS OF EXPENSE:			
2009	OTHER OPERATING EXPENSE	16,406	16,406
TOTAL, OBJECT OF EXPENSE		\$16,406	\$16,406
METHOD OF FINANCING:			
1	General Revenue Fund	16,406	16,406
TOTAL, METHOD OF FINANCING		\$16,406	\$16,406

4.B. Exceptional Items Strategy Allocation Schedule
 85th Regular Session, Agency Submission, Version 1
 Automated Budget and Evaluation System of Texas (ABEST)

DATE: 10/14/2016
 TIME: 1:32:24PM

Agency code: 738 Agency name: The University of Texas at Dallas

Code	Description	Excp 2018	Excp 2019
Item Name: Restoration of the 4% Non-formula Reduction			
Allocation to Strategy: 3-2-2 Nanotechnology			
OBJECTS OF EXPENSE:			
2009	OTHER OPERATING EXPENSE	6,563	6,562
TOTAL, OBJECT OF EXPENSE		\$6,563	\$6,562
METHOD OF FINANCING:			
1	General Revenue Fund	6,563	6,562
TOTAL, METHOD OF FINANCING		\$6,563	\$6,562

4.B. Exceptional Items Strategy Allocation Schedule
 85th Regular Session, Agency Submission, Version 1
 Automated Budget and Evaluation System of Texas (ABEST)

DATE: 10/14/2016
 TIME: 1:32:24PM

Agency code: 738 Agency name: The University of Texas at Dallas

Code	Description	Excp 2018	Excp 2019
Item Name: Restoration of the 4% Non-formula Reduction			
Allocation to Strategy: 3-2-3 Middle School Brain Years			
OBJECTS OF EXPENSE:			
2009	OTHER OPERATING EXPENSE	60,000	60,000
TOTAL, OBJECT OF EXPENSE		\$60,000	\$60,000
METHOD OF FINANCING:			
1	General Revenue Fund	60,000	60,000
TOTAL, METHOD OF FINANCING		\$60,000	\$60,000

4.B. Exceptional Items Strategy Allocation Schedule
 85th Regular Session, Agency Submission, Version 1
 Automated Budget and Evaluation System of Texas (ABEST)

DATE: 10/14/2016
 TIME: 1:32:24PM

Agency code: 738 Agency name: The University of Texas at Dallas

Code	Description	Excp 2018	Excp 2019
Item Name: Restoration of the 4% Non-formula Reduction			
Allocation to Strategy: 3-3-1 Intensive Summer Academic Bridge Program			
OBJECTS OF EXPENSE:			
2009	OTHER OPERATING EXPENSE	26,562	26,563
TOTAL, OBJECT OF EXPENSE		\$26,562	\$26,563
METHOD OF FINANCING:			
1	General Revenue Fund	26,562	26,563
TOTAL, METHOD OF FINANCING		\$26,562	\$26,563

4.B. Exceptional Items Strategy Allocation Schedule
 85th Regular Session, Agency Submission, Version 1
 Automated Budget and Evaluation System of Texas (ABEST)

DATE: 10/14/2016
 TIME: 1:32:24PM

Agency code: 738 Agency name: The University of Texas at Dallas

Code	Description	Excp 2018	Excp 2019
Item Name: Restoration of the 4% Non-formula Reduction			
Allocation to Strategy: 3-4-2 Science, Engineering, Math			
OBJECTS OF EXPENSE:			
2009	OTHER OPERATING EXPENSE	5,770	5,770
TOTAL, OBJECT OF EXPENSE		\$5,770	\$5,770
METHOD OF FINANCING:			
1	General Revenue Fund	5,770	5,770
TOTAL, METHOD OF FINANCING		\$5,770	\$5,770

4.B. Exceptional Items Strategy Allocation Schedule
 85th Regular Session, Agency Submission, Version 1
 Automated Budget and Evaluation System of Texas (ABEST)

DATE: 10/14/2016
 TIME: 1:32:24PM

Agency code: 738 Agency name: The University of Texas at Dallas

Code	Description	Excp 2018	Excp 2019
Item Name: Restoration of the 4% Non-formula Reduction			
Allocation to Strategy: 7-1-1 African American Museum Internship			
OBJECTS OF EXPENSE:			
2009	OTHER OPERATING EXPENSE	2,669	2,669
TOTAL, OBJECT OF EXPENSE		\$2,669	\$2,669
METHOD OF FINANCING:			
1	General Revenue Fund	2,669	2,669
TOTAL, METHOD OF FINANCING		\$2,669	\$2,669

4.C. Exceptional Items Strategy Request
 85th Regular Session, Agency Submission, Version 1
 Automated Budget and Evaluation System of Texas (ABEST)

DATE: 10/14/2016
TIME: 1:32:25PM

Agency Code: 738 Agency name: The University of Texas at Dallas

GOAL: 1 Provide Instructional and Operations Support

OBJECTIVE: 1 Provide Instructional and Operations Support

STRATEGY: 1 Operations Support

Service Categories:

Service: 19 Income: A.2 Age: B.3

CODE DESCRIPTION	Excp 2018	Excp 2019
-------------------------	------------------	------------------

STRATEGY IMPACT ON OUTCOME MEASURES:

<u>30</u> Dollar Value of External or Sponsored Research Funds (in Millions)	70.00	71.00
<u>31</u> External or Sponsored Research Funds As a % of State Appropriations	69.00 %	70.00 %
<u>32</u> External Research Funds As Percentage Appropriated for Research	500.00 %	505.00 %

4.C. Exceptional Items Strategy Request
 85th Regular Session, Agency Submission, Version 1
 Automated Budget and Evaluation System of Texas (ABEST)

DATE: 10/14/2016
TIME: 1:32:25PM

Agency Code: 738 Agency name: The University of Texas at Dallas

GOAL: 1 Provide Instructional and Operations Support
 OBJECTIVE: 1 Provide Instructional and Operations Support
 STRATEGY: 4 Workers' Compensation Insurance

Service Categories:
 Service: 06 Income: A.2 Age: B.3

CODE DESCRIPTION	Excp 2018	Excp 2019
------------------	-----------	-----------

OBJECTS OF EXPENSE:

1002 OTHER PERSONNEL COSTS	3,825	3,825
Total, Objects of Expense	\$3,825	\$3,825

METHOD OF FINANCING:

1 General Revenue Fund	3,825	3,825
Total, Method of Finance	\$3,825	\$3,825

EXCEPTIONAL ITEM(S) INCLUDED IN STRATEGY:

Restoration of the 4% Non-formula Reduction

4.C. Exceptional Items Strategy Request
 85th Regular Session, Agency Submission, Version 1
 Automated Budget and Evaluation System of Texas (ABEST)

DATE: 10/14/2016
TIME: 1:32:25PM

Agency Code: **738** Agency name: **The University of Texas at Dallas**

GOAL: 1 Provide Instructional and Operations Support
 OBJECTIVE: 1 Provide Instructional and Operations Support
 STRATEGY: 5 Unemployment Compensation Insurance

Service Categories:

Service: 06 Income: A.2 Age: B.3

CODE DESCRIPTION	Excp 2018	Excp 2019
OBJECTS OF EXPENSE:		
1002 OTHER PERSONNEL COSTS	3,825	3,825
Total, Objects of Expense	\$3,825	\$3,825
METHOD OF FINANCING:		
1 General Revenue Fund	3,825	3,825
Total, Method of Finance	\$3,825	\$3,825

EXCEPTIONAL ITEM(S) INCLUDED IN STRATEGY:

Restoration of the 4% Non-formula Reduction

4.C. Exceptional Items Strategy Request
 85th Regular Session, Agency Submission, Version 1
 Automated Budget and Evaluation System of Texas (ABEST)

DATE: 10/14/2016
TIME: 1:32:25PM

Agency Code: **738** Agency name: **The University of Texas at Dallas**

GOAL: 3 Provide Special Item Support
 OBJECTIVE: 2 Research Special Item Support
 STRATEGY: 1 Center for Applied Biology

Service Categories:
 Service: 21 Income: A.2 Age: B.3

CODE DESCRIPTION	Excp 2018	Excp 2019
-------------------------	------------------	------------------

OBJECTS OF EXPENSE:

2009 OTHER OPERATING EXPENSE	16,406	16,406
Total, Objects of Expense	\$16,406	\$16,406

METHOD OF FINANCING:

1 General Revenue Fund	16,406	16,406
Total, Method of Finance	\$16,406	\$16,406

EXCEPTIONAL ITEM(S) INCLUDED IN STRATEGY:

Restoration of the 4% Non-formula Reduction

4.C. Exceptional Items Strategy Request
 85th Regular Session, Agency Submission, Version 1
 Automated Budget and Evaluation System of Texas (ABEST)

DATE: 10/14/2016
TIME: 1:32:25PM

Agency Code: **738** Agency name: **The University of Texas at Dallas**

GOAL: 3 Provide Special Item Support
 OBJECTIVE: 2 Research Special Item Support
 STRATEGY: 2 Nanotechnology

Service Categories:
 Service: 21 Income: A.2 Age: B.3

CODE DESCRIPTION	Excp 2018	Excp 2019
-------------------------	------------------	------------------

OBJECTS OF EXPENSE:

2009 OTHER OPERATING EXPENSE	6,563	6,562
Total, Objects of Expense	\$6,563	\$6,562

METHOD OF FINANCING:

1 General Revenue Fund	6,563	6,562
Total, Method of Finance	\$6,563	\$6,562

EXCEPTIONAL ITEM(S) INCLUDED IN STRATEGY:

Restoration of the 4% Non-formula Reduction

4.C. Exceptional Items Strategy Request
 85th Regular Session, Agency Submission, Version 1
 Automated Budget and Evaluation System of Texas (ABEST)

DATE: 10/14/2016
TIME: 1:32:25PM

Agency Code: **738** Agency name: **The University of Texas at Dallas**

GOAL: 3 Provide Special Item Support
 OBJECTIVE: 2 Research Special Item Support
 STRATEGY: 3 Middle School Brain Years

Service Categories:
 Service: 21 Income: A.2 Age: B.3

CODE DESCRIPTION	Excp 2018	Excp 2019
-------------------------	------------------	------------------

OBJECTS OF EXPENSE:

2009 OTHER OPERATING EXPENSE	60,000	60,000
Total, Objects of Expense	\$60,000	\$60,000

METHOD OF FINANCING:

1 General Revenue Fund	60,000	60,000
Total, Method of Finance	\$60,000	\$60,000

EXCEPTIONAL ITEM(S) INCLUDED IN STRATEGY:

Restoration of the 4% Non-formula Reduction

4.C. Exceptional Items Strategy Request
 85th Regular Session, Agency Submission, Version 1
 Automated Budget and Evaluation System of Texas (ABEST)

DATE: 10/14/2016
TIME: 1:32:25PM

Agency Code: 738 Agency name: The University of Texas at Dallas

GOAL: 3 Provide Special Item Support

OBJECTIVE: 3 Public Service Special Item Support

STRATEGY: 1 Intensive Summer Academic Bridge Program

Service Categories:

Service: 19 Income: A.2 Age: B.3

CODE DESCRIPTION	Excp 2018	Excp 2019
-------------------------	------------------	------------------

OBJECTS OF EXPENSE:

2009 OTHER OPERATING EXPENSE	26,562	26,563
Total, Objects of Expense	\$26,562	\$26,563

METHOD OF FINANCING:

1 General Revenue Fund	26,562	26,563
Total, Method of Finance	\$26,562	\$26,563

EXCEPTIONAL ITEM(S) INCLUDED IN STRATEGY:

Restoration of the 4% Non-formula Reduction

4.C. Exceptional Items Strategy Request
 85th Regular Session, Agency Submission, Version 1
 Automated Budget and Evaluation System of Texas (ABEST)

DATE: 10/14/2016
TIME: 1:32:25PM

Agency Code: 738 Agency name: The University of Texas at Dallas

GOAL: 3 Provide Special Item Support
 OBJECTIVE: 4 Institutional Support Special Item Support
 STRATEGY: 2 Science, Engineering, Math

Service Categories:
 Service: 19 Income: A.2 Age: B.3

CODE DESCRIPTION	Excp 2018	Excp 2019
------------------	-----------	-----------

OBJECTS OF EXPENSE:

2009 OTHER OPERATING EXPENSE	5,770	5,770
Total, Objects of Expense	\$5,770	\$5,770

METHOD OF FINANCING:

1 General Revenue Fund	5,770	5,770
Total, Method of Finance	\$5,770	\$5,770

EXCEPTIONAL ITEM(S) INCLUDED IN STRATEGY:

Restoration of the 4% Non-formula Reduction

4.C. Exceptional Items Strategy Request
 85th Regular Session, Agency Submission, Version 1
 Automated Budget and Evaluation System of Texas (ABEST)

DATE: 10/14/2016
TIME: 1:32:25PM

Agency Code: **738** Agency name: **The University of Texas at Dallas**

GOAL: 3 Provide Special Item Support

OBJECTIVE: 5 Exceptional Item Request

STRATEGY: 1 Exceptional Item Request

Service Categories:

Service: 19 Income: A.2 Age: B.3

CODE DESCRIPTION	Excp 2018	Excp 2019
-------------------------	------------------	------------------

OBJECTS OF EXPENSE:

1001 SALARIES AND WAGES	1,800,000	2,200,000
1002 OTHER PERSONNEL COSTS	100,000	200,000
1005 FACULTY SALARIES	300,000	300,000
2005 TRAVEL	100,000	100,000
2009 OTHER OPERATING EXPENSE	200,000	200,000
5000 CAPITAL EXPENDITURES	1,500,000	1,000,000
Total, Objects of Expense	\$4,000,000	\$4,000,000

METHOD OF FINANCING:

1 General Revenue Fund	4,000,000	4,000,000
Total, Method of Finance	\$4,000,000	\$4,000,000

FULL-TIME EQUIVALENT POSITIONS (FTE):

	30.0	35.0
--	------	------

EXCEPTIONAL ITEM(S) INCLUDED IN STRATEGY:

Engineering for Life

4.C. Exceptional Items Strategy Request
 85th Regular Session, Agency Submission, Version 1
 Automated Budget and Evaluation System of Texas (ABEST)

DATE: 10/14/2016
TIME: 1:32:25PM

Agency Code: **738** Agency name: **The University of Texas at Dallas**

GOAL: 7 Trusteed Funds for African American Museum Internship Program

OBJECTIVE: 1 Trusteed Funds for African American Museum Internship Program

STRATEGY: 1 African American Museum Internship

Service Categories:

Service: 19 Income: A.2 Age: B.3

CODE DESCRIPTION	Excp 2018	Excp 2019
-------------------------	------------------	------------------

OBJECTS OF EXPENSE:

2009 OTHER OPERATING EXPENSE	2,669	2,669
Total, Objects of Expense	\$2,669	\$2,669

METHOD OF FINANCING:

1 General Revenue Fund	2,669	2,669
Total, Method of Finance	\$2,669	\$2,669

EXCEPTIONAL ITEM(S) INCLUDED IN STRATEGY:

Restoration of the 4% Non-formula Reduction

6.A. Historically Underutilized Business Supporting Schedule
 85th Regular Session, Agency Submission, Version 1
 Automated Budget and Evaluation System of Texas (ABEST)

Date: 10/14/2016
 Time: 1:32:26PM

Agency Code: 738 Agency: The University of Texas at Dallas

COMPARISON TO STATEWIDE HUB PROCUREMENT GOALS

A. Fiscal Year 2014 - 2015 HUB Expenditure Information

Statewide HUB Goals	Procurement Category	% Goal	HUB Expenditures FY 2014			Total Expenditures FY 2014		HUB Expenditures FY 2015			Total Expenditures FY 2015
			% Actual	Diff	Actual \$	% Goal	% Actual	Diff	Actual \$		
11.2%	Heavy Construction	11.2 %	2.4%	-8.8%	\$41,553	\$1,752,547	11.2 %	7.8%	-3.4%	\$17,972	\$229,751
21.1%	Building Construction	21.1 %	67.1%	46.0%	\$9,754,194	\$14,528,777	21.1 %	50.9%	29.8%	\$10,536,300	\$20,688,005
32.9%	Special Trade	32.7 %	17.7%	-15.0%	\$61,397	\$346,182	32.9 %	39.5%	6.6%	\$458,564	\$1,161,810
23.7%	Professional Services	23.6 %	1.5%	-22.1%	\$18,510	\$1,222,517	23.7 %	0.2%	-23.5%	\$1,500	\$912,498
26.0%	Other Services	24.6 %	9.8%	-14.8%	\$2,504,048	\$25,462,980	26.0 %	9.9%	-16.1%	\$3,279,440	\$33,279,064
21.1%	Commodities	21.0 %	19.1%	-1.9%	\$9,375,131	\$48,969,239	21.1 %	15.7%	-5.4%	\$7,822,523	\$49,963,955
	Total Expenditures		23.6%		\$21,754,833	\$92,282,242		20.8%		\$22,116,299	\$106,235,083

B. Assessment of Fiscal Year 2014 - 2015 Efforts to Meet HUB Procurement Goals

Attainment:

There was a slight decline from 23.57 percent to 20.82 percent in overall HUB expenditures from 2014-2015 for The University of Texas at Dallas. While spending with HUB vendors over the two years increased in Heavy Construction (+5.45 percent) and Special Trades (+21.73 percent), there was only a very slight increase in Other Services (+.02 percent). During this same period, spending with HUB vendors decreased for Building Construction (-16.21 percent), Professional Services (-1.35 percent), and Commodities (-3.48 percent).

Applicability:

All procurement categories are applicable to this agency's operations.

Factors Affecting Attainment:

We were unsuccessful at meeting all statewide HUB goals in 2014 and 2015. However, The University of Texas at Dallas continued overall improvement in total dollars spent with HUB vendors over these two years. Procurement Management has continued to work closely with Facilities Management to ensure HUB firms are provided every opportunity to increase their participation in these categories.

"Good-Faith" Efforts:

Purchasing staff at The University of Texas at Dallas remains committed to maintaining attentiveness in increasing HUB contract awards by working closely with the designated HUB employee, staff, and Facilities Management personnel. Continuous efforts are being made to improve in all areas where HUBs can be utilized, and more emphasis continues to be placed on internal and external HUB outreach initiatives.

The University of Texas at Dallas (738)
Estimated Funds Outside the Institution's Bill Pattern
2016-17 and 2018-19 Biennia

	2016 - 2017 Biennium				2018 - 2019 Biennium			
	FY 2016 Revenue	FY 2017 Revenue	Biennium Total	Percent of Total	FY 2018 Revenue	FY 2019 Revenue	Biennium Total	Percent of Total
APPROPRIATED SOURCES INSIDE THE BILL PATTERN								
State Appropriations (excluding HEGI & State Paid Fringes)	\$ 92,931,476	\$ 97,838,590	\$ 190,770,066		\$ 101,712,970	\$ 101,712,970	\$ 203,425,940	
Tuition and Fees (net of Discounts and Allowances)	52,849,712	61,219,649	114,069,361		66,117,221	71,406,599	137,523,820	
Endowment and Interest Income	130,000	130,000	260,000		136,500	143,325	279,825	
Sales and Services of Educational Activities (net)	7,049,392	6,360,160	13,409,552		6,741,770	7,146,276	13,888,045	
Sales and Services of Hospitals (net)	-	-	-		-	-	-	
Other Income	-	-	-		-	-	-	
Total	152,960,580	165,548,399	318,508,979	26.72%	174,708,461	180,409,169	355,117,630	26.59%
APPROPRIATED SOURCES OUTSIDE THE BILL PATTERN								
State Appropriations (HEGI & State Paid Fringes)	\$ 19,235,257	\$ 21,180,219	\$ 40,415,476		\$ 21,815,626	\$ 21,815,626	\$ 43,631,251	
Higher Education Assistance Funds	-	-	-		-	-	-	
Available University Fund	-	-	-		-	-	-	
State Grants and Contracts	10,394,531	10,473,655	20,868,186		11,102,074	11,768,199	22,870,273	
Total	29,629,788	31,653,874	61,283,662	5.14%	32,917,700	33,583,824	66,501,524	4.98%
NON-APPROPRIATED SOURCES								
Tuition and Fees (net of Discounts and Allowances)	212,055,037	238,903,928	450,958,965		258,016,242	278,657,542	536,673,784	
Federal Grants and Contracts	62,286,199	58,806,884	121,093,083		62,335,297	66,075,415	128,410,712	
State Grants and Contracts	34,162,697	9,159,855	43,322,552		9,709,446	10,292,013	20,001,459	
Local Government Grants and Contracts	11,739,652	12,792,896	24,532,548		13,560,470	14,374,098	27,934,568	
Private Gifts and Grants	16,093,627	14,922,979	31,016,606		15,818,358	16,767,459	32,585,817	
Endowment and Interest Income	23,138,123	24,371,440	47,509,563		25,590,012	26,869,513	52,459,525	
Sales and Services of Educational Activities (net)	6,634,940	5,744,034	12,378,974		6,088,676	6,453,997	12,542,673	
Sales and Services of Hospitals (net)	-	-	-		-	-	-	
Professional Fees (net)	-	-	-		-	-	-	
Auxiliary Enterprises (net)	34,923,795	40,641,239	75,565,034		45,518,188	50,980,370	96,498,558	
Other Income	2,588,943	3,179,891	5,768,834		3,259,388	3,340,873	6,600,261	
Total	403,623,013	408,523,146	812,146,159	68.14%	439,896,077	473,811,279	913,707,356	68.43%
TOTAL SOURCES	\$ 586,213,381	\$ 605,725,419	\$ 1,191,938,800	100.0%	\$ 647,522,237	\$ 687,804,273	\$ 1,335,326,510	100.0%

6.I. Percent Biennial Base Reduction Options
10 % REDUCTION
85th Regular Session, Agency Submission, Version 1
Automated Budget and Evaluation System of Texas (ABEST)

Date: 10/14/2016
Time: 1:32:26PM

Agency code: 738 Agency name: The University of Texas at Dallas

Item Priority and Name/ Method of Financing	REVENUE LOSS			REDUCTION AMOUNT			TARGET
	2018	2019	Biennial Total	2018	2019	Biennial Total	
1 10% Reduction to Worker's Comp Insurance Strategy (1st 5%)							
Category: Across the Board Reductions							
Item Comment: 10% across the board reduction to Worker's Compensation Insurance strategy.							
Strategy: 1-1-4 Workers' Compensation Insurance							
<u>General Revenue Funds</u>							
1 General Revenue Fund	\$0	\$0	\$0	\$9,180	\$9,180	\$18,360	
General Revenue Funds Total	\$0	\$0	\$0	\$9,180	\$9,180	\$18,360	
Item Total	\$0	\$0	\$0	\$9,180	\$9,180	\$18,360	
FTE Reductions (From FY 2018 and FY 2019 Base Request)							
2 10% Reduction to Unemployment Comp Insurance Strategy (1st 5%)							
Category: Across the Board Reductions							
Item Comment: 10% across the board reduction to Unemployment Compensation Insurance strategy.							
Strategy: 1-1-5 Unemployment Compensation Insurance							
<u>General Revenue Funds</u>							
1 General Revenue Fund	\$0	\$0	\$0	\$9,180	\$9,180	\$18,360	
General Revenue Funds Total	\$0	\$0	\$0	\$9,180	\$9,180	\$18,360	
Item Total	\$0	\$0	\$0	\$9,180	\$9,180	\$18,360	
FTE Reductions (From FY 2018 and FY 2019 Base Request)							
3 10% Reduction to Nanotechnology Strategy (1st 5%)							
Category: Across the Board Reductions							
Item Comment: 10% across the board reduction to Nanotechnology strategy.							

6.I. Percent Biennial Base Reduction Options

10 % REDUCTION

85th Regular Session, Agency Submission, Version 1
Automated Budget and Evaluation System of Texas (ABEST)

Date: 10/14/2016

Time: 1:32:26PM

Agency code: 738 Agency name: The University of Texas at Dallas

Item Priority and Name/ Method of Financing	REVENUE LOSS			REDUCTION AMOUNT			TARGET
	2018	2019	Biennial Total	2018	2019	Biennial Total	
Strategy: 3-2-2 Nanotechnology							
<u>General Revenue Funds</u>							
1 General Revenue Fund	\$0	\$0	\$0	\$15,750	\$15,750	\$31,500	
General Revenue Funds Total	\$0	\$0	\$0	\$15,750	\$15,750	\$31,500	
Item Total	\$0	\$0	\$0	\$15,750	\$15,750	\$31,500	
FTE Reductions (From FY 2018 and FY 2019 Base Request)							
4 10% Reduction to Academic Bridge Program Strategy (1st 5%)							
Category: Across the Board Reductions							
Item Comment: 10% across the board reduction to Academic Bridge Program strategy.							
Strategy: 3-3-1 Intensive Summer Academic Bridge Program							
<u>General Revenue Funds</u>							
1 General Revenue Fund	\$0	\$0	\$0	\$63,750	\$63,750	\$127,500	
General Revenue Funds Total	\$0	\$0	\$0	\$63,750	\$63,750	\$127,500	
Item Total	\$0	\$0	\$0	\$63,750	\$63,750	\$127,500	
FTE Reductions (From FY 2018 and FY 2019 Base Request)							
5 10% Reduction to Center for Applied Biology Strategy (1st 5%)							
Category: Across the Board Reductions							
Item Comment: 10% across the board reduction to Center for Applied Biology strategy.							
Strategy: 3-2-1 Center for Applied Biology							
<u>General Revenue Funds</u>							
1 General Revenue Fund	\$0	\$0	\$0	\$39,375	\$39,375	\$78,750	

6.I. Percent Biennial Base Reduction Options

10 % REDUCTION

85th Regular Session, Agency Submission, Version 1
Automated Budget and Evaluation System of Texas (ABEST)

Date: 10/14/2016

Time: 1:32:26PM

Agency code: 738 Agency name: The University of Texas at Dallas

Item Priority and Name/ Method of Financing	REVENUE LOSS			REDUCTION AMOUNT			TARGET
	2018	2019	Biennial Total	2018	2019	Biennial Total	
General Revenue Funds Total	\$0	\$0	\$0	\$39,375	\$39,375	\$78,750	
Item Total	\$0	\$0	\$0	\$39,375	\$39,375	\$78,750	
FTE Reductions (From FY 2018 and FY 2019 Base Request)							
6 10% Reduction to African American Museum Strategy (1st 5%)							
Category: Across the Board Reductions							
Item Comment: 10% across the board reduction to African American Museum strategy.							
Strategy: 7-1-1 African American Museum Internship							
<u>General Revenue Funds</u>							
1 General Revenue Fund	\$0	\$0	\$0	\$6,405	\$6,405	\$12,810	
General Revenue Funds Total	\$0	\$0	\$0	\$6,405	\$6,405	\$12,810	
Item Total	\$0	\$0	\$0	\$6,405	\$6,405	\$12,810	
FTE Reductions (From FY 2018 and FY 2019 Base Request)							
7 10% Reduction to Science, Engineering, & Math Strategy (1st 5%)							
Category: Across the Board Reductions							
Item Comment: 10% across the board reduction to Science, Engineering, & Math strategy - split for 5% increment.							
Strategy: 3-4-2 Science, Engineering, Math							
<u>General Revenue Funds</u>							
1 General Revenue Fund	\$0	\$0	\$0	\$7,104	\$7,104	\$14,208	
General Revenue Funds Total	\$0	\$0	\$0	\$7,104	\$7,104	\$14,208	
Item Total	\$0	\$0	\$0	\$7,104	\$7,104	\$14,208	
FTE Reductions (From FY 2018 and FY 2019 Base Request)							

6.I. Percent Biennial Base Reduction Options
10 % REDUCTION
85th Regular Session, Agency Submission, Version 1
Automated Budget and Evaluation System of Texas (ABEST)

Date: 10/14/2016
Time: 1:32:26PM

Agency code: 738 Agency name: The University of Texas at Dallas

Item Priority and Name/ Method of Financing	REVENUE LOSS			REDUCTION AMOUNT			TARGET
	2018	2019	Biennial Total	2018	2019	Biennial Total	
8 10% Reduction to Science, Engineering, & Math Strategy (2nd 5%)							
Category: Across the Board Reductions							
Item Comment: 10% across the board reduction to Science, Engineering, & Math strategy - split for 5% increment.							
Strategy: 3-4-2 Science, Engineering, Math							
<u>General Revenue Funds</u>							
1 General Revenue Fund	\$0	\$0	\$0	\$6,744	\$6,743	\$13,487	
General Revenue Funds Total	\$0	\$0	\$0	\$6,744	\$6,743	\$13,487	
Item Total	\$0	\$0	\$0	\$6,744	\$6,743	\$13,487	
FTE Reductions (From FY 2018 and FY 2019 Base Request)							
9 10% Reduction to Middle School Brain Years Strategy (2nd 5%)							
Category: Across the Board Reductions							
Item Comment: 10% across the board reduction to Middle School Brain Years strategy.							
Strategy: 3-2-3 Middle School Brain Years							
<u>General Revenue Funds</u>							
1 General Revenue Fund	\$0	\$0	\$0	\$144,000	\$144,000	\$288,000	
General Revenue Funds Total	\$0	\$0	\$0	\$144,000	\$144,000	\$288,000	
Item Total	\$0	\$0	\$0	\$144,000	\$144,000	\$288,000	
FTE Reductions (From FY 2018 and FY 2019 Base Request)							
AGENCY TOTALS							
General Revenue Total				\$301,488	\$301,487	\$602,975	\$602,975
Agency Grand Total	\$0	\$0	\$0	\$301,488	\$301,487	\$602,975	\$602,975

6.I. Percent Biennial Base Reduction Options

10 % REDUCTION

85th Regular Session, Agency Submission, Version 1
Automated Budget and Evaluation System of Texas (ABEST)

Date: 10/14/2016

Time: 1:32:26PM

Agency code: 738 Agency name: **The University of Texas at Dallas**

Item Priority and Name/ Method of Financing	REVENUE LOSS			REDUCTION AMOUNT			TARGET
	2018	2019	Biennial Total	2018	2019	Biennial Total	
Difference, Options Total Less Target							
Agency FTE Reductions (From FY 2018 and FY 2019 Base Request)							

85th Regular Session, Agency Submission, Version 1
Automated Budget and Evaluation System of Texas (ABEST)

738 The University of Texas at Dallas					
	Act 2015	Act 2016	Bud 2017	Est 2018	Est 2019
Gross Tuition					
Gross Resident Tuition	24,048,062	26,513,338	31,619,054	35,000,000	38,000,000
Gross Non-Resident Tuition	54,798,044	60,257,712	72,049,976	80,000,000	86,000,000
Gross Tuition	78,846,106	86,771,050	103,669,030	115,000,000	124,000,000
Less: Resident Waivers and Exemptions (excludes Hazlewood)	(235,235)	(125,766)	(122,600)	(130,000)	(140,000)
Less: Non-Resident Waivers and Exemptions	(16,436,766)	(18,925,538)	(22,072,258)	(22,400,000)	(22,800,000)
Less: Hazlewood Exemptions	(494,416)	(523,328)	(500,090)	(505,000)	(510,000)
Less: Board Authorized Tuition Increases (TX. Educ. Code Ann. Sec. 54.008)	(7,606,700)	(7,792,370)	(8,476,350)	(8,500,000)	(8,750,000)
Less: Tuition increases charged to doctoral students with hours in excess of 100 (TX. Educ. Code Ann. Sec. 54.012)	0	0	0	0	0
Less: Tuition increases charged to undergraduate students with excessive hours above degree requirements. (TX. Educ. Code Ann. Sec. 61.0595)	0	0	0	0	0
Less: Tuition rebates for certain undergraduates (TX. Educ. Code Ann. Sec. 54.0065)	(115,000)	(156,000)	(196,000)	(200,000)	(205,000)
Plus: Tuition waived for Students 55 Years or Older (TX. Educ. Code Ann. Sec. 54.013)	16,965	22,103	13,300	15,000	18,000
Less: Tuition for repeated or excessive hours (TX. Educ. Code Ann. Sec. 54.014)	(913,392)	(939,382)	(1,090,000)	(1,100,000)	(1,200,000)
Plus: Tuition waived for Texas Grant Recipients (TX. Educ. Code Ann. Sec. 56.307)	0	0	0	0	0
Subtotal	53,061,562	58,330,769	71,225,032	82,180,000	90,413,000
Less: Transfer of funds for Texas Public Education Grants Program (Tex. Educ. Code Ann. Sec. 56c) and for Emergency Loans (Tex. Educ. Code Ann. Sec. 56d)	(4,029,037)	(4,374,123)	(4,654,020)	(5,000,000)	(5,300,000)
Less: Transfer of Funds (2%) for Physician/Dental Loans (Medical Schools)	0	0	0	0	0
Less: Statutory Tuition (Tx. Educ. Code Ann. Sec. 54.051) Set Aside for Doctoral Incentive Loan Repayment Program (Tx. Educ. Code Ann. Sec. 56.095)	(44,902)	(50,759)	(35,000)	(35,000)	(35,000)
Less: Other Authorized Deduction					
Net Tuition	48,987,623	53,905,887	66,536,012	77,145,000	85,078,000

85th Regular Session, Agency Submission, Version 1
Automated Budget and Evaluation System of Texas (ABEST)

738 The University of Texas at Dallas					
	Act 2015	Act 2016	Bud 2017	Est 2018	Est 2019
Student Teaching Fees	0	0	0	0	0
Special Course Fees	39,800	31,200	27,688	27,688	27,688
Laboratory Fees	410,469	450,443	493,671	493,671	493,671
Subtotal, Tuition and Fees (Formula Amounts for Health-Related Institutions)	49,437,892	54,387,530	67,057,371	77,666,359	85,599,359
OTHER INCOME					
Interest on General Funds:					
Local Funds in State Treasury	126,560	201,372	130,000	130,000	130,000
Funds in Local Depositories, e.g., local amounts	0	0	0	0	0
Other Income (Itemize)					
Subtotal, Other Income	126,560	201,372	130,000	130,000	130,000
Subtotal, Other Educational and General Income	49,564,452	54,588,902	67,187,371	77,796,359	85,729,359
Less: O.A.S.I. Applicable to Educational and General Local Funds Payrolls	(3,069,467)	(3,520,086)	(3,854,212)	(4,000,000)	(4,200,000)
Less: Teachers Retirement System and ORP Proportionality for Educational and General Funds	(3,053,713)	(3,478,831)	(3,983,718)	(4,143,176)	(4,308,903)
Less: Staff Group Insurance Premiums	(5,247,764)	(6,755,126)	(6,113,001)	(6,300,000)	(6,500,000)
Total, Other Educational and General Income (Formula Amounts for General Academic Institutions)	38,193,508	40,834,859	53,236,440	63,353,183	70,720,456
Reconciliation to Summary of Request for FY 2015-2017:					
Plus: Transfer of Funds for Texas Public Education Grants Program and Physician Loans	4,029,037	4,374,123	4,654,020	5,000,000	5,300,000
Plus: Transfer of Funds 2% for Physician/Dental Loans (Medical Schools)	0	0	0	0	0
Plus: Transfer of Funds for Cancellation of Student Loans of Physicians	0	0	0	0	0
Plus: Organized Activities	5,770,129	6,241,164	6,360,160	6,637,500	7,035,800
Plus: Staff Group Insurance Premiums	5,247,764	6,755,126	6,113,001	6,300,000	6,500,000
Plus: Board-authorized Tuition Income	7,606,700	7,792,370	8,476,350	8,500,000	8,750,000
Plus: Tuition Increases Charged to Doctoral Students with Hours in Excess of 100	0	0	0	0	0

85th Regular Session, Agency Submission, Version 1
 Automated Budget and Evaluation System of Texas (ABEST)

738 The University of Texas at Dallas					
	Act 2015	Act 2016	Bud 2017	Est 2018	Est 2019
Plus: Tuition Increases Charged to Undergraduate Students with Excessive Hours above Degree Requirements (TX. Educ. Code Ann. Sec. 61.0595)	0	0	0	0	0
Plus: Tuition rebates for certain undergraduates (TX Educ.Code Ann. Sec. 54.0065)	115,000	156,000	196,000	200,000	205,000
Plus: Tuition for repeated or excessive hours (TX. Educ. Code Ann. Sec. 54.014)	913,392	939,382	1,090,000	1,100,000	1,200,000
Less: Tuition Waived for Students 55 Years or Older	(16,965)	(22,103)	(13,300)	(15,000)	(18,000)
Less: Tuition Waived for Texas Grant Recipients	0	0	0	0	0
Total, Other Educational and General Income Reported on Summary of Request	61,858,565	67,070,921	80,112,671	91,075,683	99,693,256

Schedule 2: Selected Educational, General and Other Funds

10/14/2016 1:32:33PM

85th Regular Session, Agency Submission, Version 1
Automated Budget and Evaluation System of Texas (ABEST)

738 The University of Texas at Dallas

	Act 2015	Act 2016	Bud 2017	Est 2018	Est 2019
General Revenue Transfers					
Transfer from Coordinating Board for Advanced Research Program	0	0	0	0	0
Transfer from Coordinating Board for Texas College Work Study Program (2015, 2016, 2017)	71,449	84,636	99,840	0	0
Transfer from Coordinating Board for Professional Nursing Shortage Reduction Program	0	0	0	0	0
Transfer of GR Group Insurance Premium from Comptroller (UT and TAMU Components only)	10,181,089	8,644,380	9,264,181	0	0
Less: Transfer to Other Institutions	0	0	0	0	0
Less: Transfer to Department of Health, Disproportionate Share - State-Owned Hospitals (2015, 2016, 2017)	0	0	0	0	0
Other (Itemize)					
Top 10% Scholarship	437,400	534,285	500,000	0	0
Other: Fifth Year Accounting Scholarship	132,000	69,000	150,000	0	0
Texas Grants	7,526,667	7,794,702	8,000,000	0	0
B-on-Time Program	0	0	0	0	0
Less: Transfer to System Administration	0	0	0	0	0
Subtotal, General Revenue Transfers	18,348,605	17,127,003	18,014,021	0	0
General Revenue HEF for Operating Expenses	0	0	0	0	0
Transfer from Available University Funds (UT, A&M and Prairie View A&M Only)	0	0	0	0	0
Other Additions (Itemize)					
Increase Capital Projects - Educational and General Funds	0	0	0	0	0
Transfer from Department of Health, Disproportionate Share - State-owned Hospitals (2015, 2016, 2017)	0	0	0	0	0
Transfers from Other Funds, e.g., Designated funds transferred for educational and general activities (Itemize)	5,651,762	(2,498,721)	0	0	0
Transfer from Coordinating Board for Incentive Funding	0	0	0	0	0
Other (Itemize)					
Gross Designated Tuition (Sec. 54.0513)	183,436,300	200,384,779	221,383,721	242,415,174	261,808,388
Indirect Cost Recovery (Sec. 145.001(d))	11,600,225	13,152,702	11,600,225	11,832,230	12,068,874

85th Regular Session, Agency Submission, Version 1
Automated Budget and Evaluation System of Texas (ABEST)

738 The University of Texas at Dallas

	Act 2015	Act 2016	Bud 2017	Est 2018	Est 2019
Correctional Managed Care Contracts	0	0	0	0	0

Schedule 3B: Staff Group Insurance Data Elements (UT/A&M)
 85th Regular Session, Agency Submission, Version 1
 Automated Budget and Evaluation System of Texas (ABEST)

10/14/2016 1:32:33PM

738 The University of Texas at Dallas

	E&G Enrollment	GR Enrollment	GR-D/OEGI Enrollment	Total E&G (Check)	Local Non-E&G
GR & GR-D Percentages					
GR %		60.62%			
GR-D/Other %		39.38%			
Total Percentage		100.00%			
FULL TIME ACTIVES					
1a Employee Only	822	498	324	822	764
2a Employee and Children	181	110	71	181	130
3a Employee and Spouse	233	141	92	233	144
4a Employee and Family	317	192	125	317	228
5a Eligible, Opt Out	28	17	11	28	26
6a Eligible, Not Enrolled	13	8	5	13	12
Total for This Section	1,594	966	628	1,594	1,304
PART TIME ACTIVES					
1b Employee Only	22	13	9	22	66
2b Employee and Children	3	2	1	3	5
3b Employee and Spouse	5	3	2	5	3
4b Employee and Family	6	4	2	6	8
5b Eligible, Opt Out	54	33	21	54	317
6b Eligible, Not Enrolled	145	88	57	145	811
Total for This Section	235	143	92	235	1,210
Total Active Enrollment	1,829	1,109	720	1,829	2,514

Schedule 3B: Staff Group Insurance Data Elements (UT/A&M)
 85th Regular Session, Agency Submission, Version 1
 Automated Budget and Evaluation System of Texas (ABEST)

10/14/2016 1:32:33PM

738 The University of Texas at Dallas

	E&G Enrollment	GR Enrollment	GR-D/OEGI Enrollment	Total E&G (Check)	Local Non-E&G
FULL TIME RETIREES by ERS					
1c Employee Only	211	128	83	211	144
2c Employee and Children	4	2	2	4	2
3c Employee and Spouse	114	69	45	114	99
4c Employee and Family	8	5	3	8	3
5c Eligible, Opt Out	9	5	4	9	5
6c Eligible, Not Enrolled	0	0	0	0	2
Total for This Section	346	209	137	346	255
PART TIME RETIREES by ERS					
1d Employee Only	0	0	0	0	0
2d Employee and Children	0	0	0	0	0
3d Employee and Spouse	0	0	0	0	0
4d Employee and Family	0	0	0	0	0
5d Eligible, Opt Out	0	0	0	0	0
6d Eligible, Not Enrolled	0	0	0	0	0
Total for This Section	0	0	0	0	0
Total Retirees Enrollment	346	209	137	346	255
TOTAL FULL TIME ENROLLMENT					
1e Employee Only	1,033	626	407	1,033	908
2e Employee and Children	185	112	73	185	132
3e Employee and Spouse	347	210	137	347	243
4e Employee and Family	325	197	128	325	231
5e Eligible, Opt Out	37	22	15	37	31
6e Eligible, Not Enrolled	13	8	5	13	14
Total for This Section	1,940	1,175	765	1,940	1,559

Schedule 3B: Staff Group Insurance Data Elements (UT/A&M)
 85th Regular Session, Agency Submission, Version 1
 Automated Budget and Evaluation System of Texas (ABEST)

10/14/2016 1:32:33PM

738 The University of Texas at Dallas

	E&G Enrollment	GR Enrollment	GR-D/OEGI Enrollment	Total E&G (Check)	Local Non-E&G
TOTAL ENROLLMENT					
1f Employee Only	1,055	639	416	1,055	974
2f Employee and Children	188	114	74	188	137
3f Employee and Spouse	352	213	139	352	246
4f Employee and Family	331	201	130	331	239
5f Eligible, Opt Out	91	55	36	91	348
6f Eligible, Not Enrolled	158	96	62	158	825
Total for This Section	2,175	1,318	857	2,175	2,769

Schedule 4: Computation of OASI
 85th Regular Session, Agency Submission, Version 1
 Automated Budget and Evaluation System of Texas (ABEST)

Agency 738 The University of Texas at Dallas

Proportionality Percentage Based on Comptroller Accounting Policy Statement #011, Exhibit 2	2015		2016		2017		2018		2019	
	% to Total	Allocation of OASI	% to Total	Allocation of OASI	% to Total	Allocation of OASI	% to Total	Allocation of OASI	% to Total	Allocation of OASI
General Revenue (% to Total)	61.3670	\$4,875,728	60.6157	\$5,417,704	61.1000	\$6,053,788	61.1000	\$6,282,776	61.1000	\$6,596,915
Other Educational and General Funds (% to Total)	38.6330	\$3,069,467	39.3843	\$3,520,086	38.9000	\$3,854,212	38.9000	\$4,000,000	38.9000	\$4,200,000
Health-Related Institutions Patient Income (% to Total)	0.0000	\$0	0.0000	\$0	0.0000	\$0	0.0000	\$0	0.0000	\$0
Grand Total, OASI (100%)	100.0000	\$7,945,195	100.0000	\$8,937,790	100.0000	\$9,908,000	100.0000	\$10,282,776	100.0000	\$10,796,915

Schedule 5: Calculation of Retirement Proportionality and ORP Differential

10/14/2016 1:32:34PM

85th Regular Session, Agency Submission, Version 1

Automated Budget and Evaluation System of Texas (ABEST)

738 The University of Texas at Dallas

Description	Act 2015	Act 2016	Bud 2017	Est 2018	Est 2019
Proportionality Amounts					
Gross Educational and General Payroll - Subject To TRS Retirement	53,755,209	62,093,977	63,652,000	66,198,080	68,846,003
Employer Contribution to TRS Retirement Programs	3,655,354	4,222,390	4,328,336	4,501,469	4,681,528
Gross Educational and General Payroll - Subject To ORP Retirement	64,379,722	69,858,340	89,588,697	93,172,245	96,899,135
Employer Contribution to ORP Retirement Programs	4,249,062	4,610,650	5,912,584	6,149,368	6,395,343
Proportionality Percentage					
General Revenue	61.3670 %	60.6157 %	61.1000 %	61.1000 %	61.1000 %
Other Educational and General Income	38.6330 %	39.3843 %	38.9000 %	38.9000 %	38.9000 %
Health-related Institutions Patient Income	0.0000 %	0.0000 %	0.0000 %	0.0000 %	0.0000 %
Proportional Contribution					
Other Educational and General Proportional Contribution (Other E&G percentage x Total Employer Contribution to Retirement Programs)	3,053,713	3,478,831	3,983,718	4,143,176	4,308,903
HRI Patient Income Proportional Contribution (HRI Patient Income percentage x Total Employer Contribution To Retirement Programs)	0	0	0	0	0
Differential					
Differential Percentage	1.9000 %	1.9000 %	1.9000 %	1.9000 %	1.9000 %
Gross Payroll Subject to Differential - Optional Retirement Program	15,426,290	15,171,664	16,049,512	16,370,502	16,697,912
Total Differential	293,100	288,262	304,941	311,040	317,260

Schedule 6: Constitutional Capital Funding
 85th Regular Session, Agency Submission, Version 1
 Automated Budget and Evaluation System of Texas (ABEST)

10/14/2016 1:32:35PM

738 The University of Texas at Dallas

Activity	Act 2015	Act 2016	Bud 2017	Est 2018	Est 2019
A. PUF Bond Proceeds Allocation	17,838,077	50,159,795	4,103,073	4,103,073	4,103,073
Project Allocation					
Library Acquisitions	0	0	0	0	0
Construction, Repairs and Renovations	11,091,785	42,529,629	1,572,573	1,572,573	1,572,573
Furnishings & Equipment	2,286,292	5,930,250	530,500	530,500	530,500
Computer Equipment & Infrastructure	0	0	0	0	0
Reserve for Future Consideration	0	0	0	0	0
Other (Itemize)					
PUF Bond Proceeds					
Research Incentive Program	2,960,000	0	0	0	0
LERR - STARS	1,500,000	1,699,916	2,000,000	2,000,000	2,000,000
B. HEF General Revenue Allocation	0	0	0	0	0
Project Allocation					
Library Acquisitions	0	0	0	0	0
Construction, Repairs and Renovations	0	0	0	0	0
Furnishings & Equipment	0	0	0	0	0
Computer Equipment & Infrastructure	0	0	0	0	0
Reserve for Future Consideration	0	0	0	0	0
HEF for Debt Service	0	0	0	0	0
Other (Itemize)					

Schedule 7: Personnel
 85th Regular Session, Agency Submission, Version 1
 Automated Budget and Evaluation System of Texas (ABEST)

Date: 10/14/2016

Time: 1:32:35PM

Agency code: **738** Agency name: **The University of Texas at Dallas**

	Actual 2015	Actual 2016	Budgeted 2017	Estimated 2018	Estimated 2019
Part A.					
FTE Postions					
Directly Appropriated Funds (Bill Pattern)					
Educational and General Funds Faculty Employees	534.8	641.1	551.8	562.8	574.1
Educational and General Funds Non-Faculty Employees	816.6	892.9	980.0	999.6	1,019.6
Subtotal, Directly Appropriated Funds	1,351.4	1,534.0	1,531.8	1,562.4	1,593.7
Contract Employees (Correctional Managed Care)	0.0	0.0	0.0	0.0	0.0
Non Appropriated Funds Employees	2,247.1	2,399.4	2,395.9	2,417.4	2,507.3
Subtotal, Other Funds & Non-Appropriated	2,247.1	2,399.4	2,395.9	2,417.4	2,507.3
GRAND TOTAL	3,598.5	3,933.4	3,927.7	3,979.8	4,101.0

Part B.
Personnel Headcount

Directly Appropriated Funds (Bill Pattern)

Educational and General Funds Faculty Employees	607.0	687.0	622.0	634.0	647.0
Educational and General Funds Non-Faculty Employees	911.0	1,188.0	1,027.0	1,048.0	1,069.0
Subtotal, Directly Appropriated Funds	1,518.0	1,875.0	1,649.0	1,682.0	1,716.0
Contract Employees (Correctional Managed Care)	0.0	0.0	0.0	0.0	0.0
Non Appropriated Funds Employees	3,882.0	3,826.0	4,423.0	4,601.0	4,772.0
Subtotal, Non-Appropriated	3,882.0	3,826.0	4,423.0	4,601.0	4,772.0
GRAND TOTAL	5,400.0	5,701.0	6,072.0	6,283.0	6,488.0

Schedule 7: Personnel
 85th Regular Session, Agency Submission, Version 1
 Automated Budget and Evaluation System of Texas (ABEST)

Date: 10/14/2016
 Time: 1:32:35PM

Agency code: **738** Agency name: **The University of Texas at Dallas**

	Actual 2015	Actual 2016	Budgeted 2017	Estimated 2018	Estimated 2019
PART C.					
Salaries					
Directly Appropriated Funds (Bill Pattern)					
Educational and General Funds Faculty Employees	\$75,518,863	\$84,408,155	\$85,840,019	\$90,183,524	\$94,746,810
Educational and General Funds Non-Faculty Employees	\$46,869,963	\$60,560,896	\$57,547,252	\$60,459,143	\$63,518,376
Subtotal, Directly Appropriated Funds	\$122,388,826	\$144,969,051	\$143,387,271	\$150,642,667	\$158,265,186
Contract Employees (Correctional Managed Care)	\$0	\$0	\$0	\$0	\$0
Non Appropriated Funds Employees	\$117,500,656	\$135,263,605	\$125,926,818	\$134,892,807	\$144,105,593
Subtotal, Non-Appropriated	\$117,500,656	\$135,263,605	\$125,926,818	\$134,892,807	\$144,105,593
GRAND TOTAL	\$239,889,482	\$280,232,656	\$269,314,089	\$285,535,474	\$302,370,779

Schedule 8B: Tuition Revenue Bond Issuance History

10/14/2016 1:32:36PM

85th Regular Session, Agency Submission, Version 1
 Automated Budget and Evaluation System of Texas (ABEST)

738 The University of Texas at Dallas

Authorization Date	Authorization Amount	Issuance Date	Issuance Amount	Authorized Amount Outstanding as of 08/31/2016	Proposed Issuance Date for Outstanding Authorization	Proposed Issuance Amount for Outstanding Authorization
1997	\$5,000,000	Sep 16 1998	\$1,900,000			
		Aug 26 1999	\$844,000			
		Oct 2 2001	\$2,256,000			
		<i>Subtotal</i>	\$5,000,000	\$0		
2001	\$21,993,750	Jan 23 2003	\$6,750			
		Nov 4 2004	\$11,987,000			
		Nov 17 2009	\$1,666,000			
		Mar 25 2010	\$8,334,000			
		<i>Subtotal</i>	\$21,993,750	\$0		
2006	\$12,000,000	Feb 15 2008	\$2,026,000			
		Jan 6 2009	\$9,425,000			
		Feb 18 2009	\$549,000			
		<i>Subtotal</i>	\$12,000,000	\$0		
2015	\$70,000,000	Jul 1 2016	\$35,000,000			
		Aug 22 2016	\$15,000,000			
		<i>Subtotal</i>	\$50,000,000	\$20,000,000		
					Dec 15 2016	\$20,000,000

Schedule 8D: Tuition Revenue Bonds Request by Project
 83rd Regular Session, Agency Submission, Version 1

Agency Code: 738

Agency Name: **The University of Texas at Dallas**

Project Name	Authorization Year	Estimated Final Payment Date	Requested Amount 2018	Requested Amount 2019
DAL Callier Center	1997	8/15/2018	\$ 94,725.00	\$ -
DAL Founders/Berkner Building	1997	8/15/2022	\$ 163,000.00	\$ 86,175.00
DAL Founders Annex/Berkner Renovation	2001	8/15/2023	\$ 1,178,350.00	\$ 1,272,850.00
DAL Vivarium & Experimental Space	2006	8/15/2020	\$ 1,903,587.50	\$ 1,985,250.00
DAL Engineering Building	2015	8/15/2027	\$ 5,417,399.50	\$ 5,412,787.00
			\$ 8,757,062.00	\$ 8,757,062.00

738 The University of Texas at Dallas

Special Item: 1 Academic Bridge Program

(1) Year Special Item: 2000
Original Appropriations: \$250,000

(2) Mission of Special Item:

The UT Dallas Academic Bridge Program succeeds in expanding the numbers of college graduates from urban school districts that do not send large proportions of their graduates onto college enrollment. The Program includes students of all ethnicities, focusing on students who are the first generation in their families to attend college. These students have the capability to succeed in a rigorous college environment if provided a carefully structured support program like the Academic Bridge Program.

(3) (a) Major Accomplishments to Date:

The Academic Bridge Program has recorded extraordinary achievements in assisting promising students as they make the transition from inadequate K-12 educational preparations to successful study of rigorous college curricula. This is accomplished with an intensive summer “speed-up” session of math, science, writing, and study skills prior to the freshman autumn, followed up with continued support by organized group study and peer tutorial sessions during the first two years of college. The Program builds pride and provides service by organizing return visits by Bridge students to their former high schools for the purposes of tutoring and inspiring current high school students to plan and prepare for college.

(3) (b) Major Accomplishments Expected During the Next 2 Years:

The Academic Bridge Program and its leadership will work to further improve retention and graduation rates of Bridge students. The Program intends to develop a national model for access and success of underrepresented groups.

(4) Funding Source Prior to Receiving Special Item Funding:

None.

(5) Formula Funding:

N

(6) Startup Funding:

N

(7) Transition Funding:

N

(8) Non-general Revenue Sources of Funding:

Local UT Dallas funds and some support from local philanthropy.

738 The University of Texas at Dallas

(9) Consequences of Not Funding:

Additional students cannot be accommodated, and the Program would be reduced considerably.

738 The University of Texas at Dallas

Special Item: 2 **Nanotechnology**

(1) Year Special Item: 2002
Original Appropriations: \$250,000

(2) Mission of Special Item:

The mission of the UT Dallas Nanotechnology Institute is to conduct research and develop innovations in nanotechnology, an area which enables the fabrication of material structures and devices having molecular dimensions with entirely new physical or chemical properties as a result of sizes smaller than the wavelength of light. Nanoscience is realizing its potential to revolutionize such disparate fields as electronics, medicine, communications, energy, and manufacturing.

(3) (a) Major Accomplishments to Date:

The Nanotechnology Institute continues to generate internationally recognized technological breakthroughs. The most spectacular invention recently has been the demonstration that powerful and inexpensive artificial muscles can be produced from innovative treatment of commercial monofilament fiber. Such discoveries continue to stimulate development of commercial products and new enterprises. The Institute generates significant external research funding from agencies such as DARPA, the U.S. Air Force, the U.S. Navy, as well as other federal and private (commercial) organizations as a result of its core Special Item funding.

(3) (b) Major Accomplishments Expected During the Next 2 Years:

The Institute will continue to expand its activities and their impacts upon the worlds of science, technology, and technology commercialization. Special item funding provides the critical foundation for the bold innovations for which the Institute is noted.

(4) Funding Source Prior to Receiving Special Item Funding:

None.

(5) Formula Funding:

N

(6) Startup Funding:

N

(7) Transition Funding:

N

(8) Non-general Revenue Sources of Funding:

Private funds and external research grants.

738 The University of Texas at Dallas

(9) Consequences of Not Funding:

Without the requested funding, the Institute will not be able to compete successfully for the large major-project grants and contracts that are available in this area.

738 The University of Texas at Dallas

Special Item: 3 **Center for Applied Biology**

(1) Year Special Item: 2000
Original Appropriations: \$250,000

(2) Mission of Special Item:

The UT Dallas Center for Applied Biology works to advance human health by making discoveries in basic biological research and by expediting the application of these fundamental discoveries in treatments and therapies. The Center creates important research discoveries, educates highly skilled professionals for positions in biomedical research, and recruits a diverse pool of students into the pursuit of biomedical science and technology education. The Center for Applied Biology fosters collaborations among other academic units at UT Dallas and at other institutions.

(3) (a) Major Accomplishments to Date:

The program focuses on finding diagnoses and cures of major diseases such as cancer. The Special item funding has provided the leverage for significant external funding that has multiplied the productivity of the program. The Applied Biology Program is now fully competitive nationally and is generating significant high impact discoveries and national funding that is multiplying the state's investments many times over. Special item funding provides the essential overhead costs associated with the Cancer Prevention and Research Institute of Texas (CPRIT) grants that the faculty are being awarded.

(3) (b) Major Accomplishments Expected During the Next 2 Years:

The next two years will be marked by recruitment of additional top researchers and further progress in the battle to understand and defeat cancer.

(4) Funding Source Prior to Receiving Special Item Funding:

None.

(5) Formula Funding:

N

(6) Startup Funding:

N

(7) Transition Funding:

N

(8) Non-general Revenue Sources of Funding:

External grant funds.

738 The University of Texas at Dallas

(9) Consequences of Not Funding:

The productivity of these important research projects will be significantly reduced. Carefully developed interdisciplinary and inter-institutional collaborations will be negatively impacted.

738 The University of Texas at Dallas

Special Item: 4 **Science, Engineering, and Math**

(1) Year Special Item: 2008
Original Appropriations: \$2,000,000

(2) Mission of Special Item:

The mission of this special item is to enhance the teaching of science, math, and technology across the spectrum of K-16 education.

(3) (a) Major Accomplishments to Date:

Providing highly competent and well-prepared teachers for middle and high school STEM classes is critically important for the future of Texas. The UTeach Program recruits highly talented UT Dallas students to embark on a career of STEM teaching and prepares them thoroughly for this demanding profession. The program is now thoroughly proven and successful. The intensive personalized, hands-on training and education program is, however, considerable more expensive to provide than the income generated by formula funding. Hence, Special Item funding is essential for the continuation of this innovative and vitally important program.

(3) (b) Major Accomplishments Expected During the Next 2 Years:

Additional dozens of graduates of the UTeach Program will commence their careers of providing expert education to Texas students in the areas of science, engineering, and mathematics. Enrollment in the Program will continue to increase.

(4) Funding Source Prior to Receiving Special Item Funding:

Formula and gift income.

(5) Formula Funding:

N

(6) Startup Funding:

N

(7) Transition Funding:

N

(8) Non-general Revenue Sources of Funding:

Philanthropic gifts acquired as result of progress made possible by special item funding.

(9) Consequences of Not Funding:

Contraction of program back to levels supported by formula funding and/or gifts.

738 The University of Texas at Dallas

Special Item: 5 **Middle School Brain Years**

(1) Year Special Item: 2010
Original Appropriations: \$6,000,000

(2) Mission of Special Item:

The UT Dallas Center for BrainHealth conducts cutting-edge research in brain science, including a major initiative in advancing the reasoning and problem solving of young adolescents through the Middle School Brain Years program. The middle school years encapsulate an epoch in brain development that primes the brain for developing higher-order thinking skills. Continued special item funding will enable additional reach for the Middle School Brain Years program and its successful programing that has helped raise STAAR scores and improve academic performance in thousands of Texas students.

(3) (a) Major Accomplishments to Date:

The UT Dallas Center for BrainHealth has discovered that middle school children living in poverty can be successfully trained to use higher-order thinking skills and improve similar to children from more affluent homes. The Middle School Brain Years initiative has provided evidence that intervention during middle school can make a positive difference.

This initiative has reached more than 30,000 middle school students throughout Texas. Special item funding has enabled further development of a teacher training program that allows teachers to implement a cognitive training program in their classrooms. The program trains students to think about and discover information's meaning while using innovative problem solving. In the Dallas Independent School District, six different middle schools have adopted a campus-wide approach for this program, ensuring every student and teacher receives training in thinking skills development.

The initiative has yielded improvements in STAAR scores above the average state growth for urban and rural students. Participating teachers use the thinking skills program to engage students and create classrooms that foster creative and critical thinking. Schools have been provided with continuous support, including classroom visits, leadership workshops, and professional development. New teachers receive the intensive training program each summer, while current teachers experience review courses to enhance their skills.

(3) (b) Major Accomplishments Expected During the Next 2 Years:

The Middle School Brain Years initiative will increase the number of schools and students in Texas who will be positively affected by the program to over 10,000 students per year. The Center will work to improve tracking of students who have completed the program through high school to determine the long-term efficacy of learning thinking skills during the middle school years. Long term tracking will provide a better understanding of the effect of the program on graduation rates and career and college readiness. Further work is being pursued to determine the efficacy of a smart phone application to facilitate following students long term.

(4) Funding Source Prior to Receiving Special Item Funding:

Private funds and external research grants.

(5) Formula Funding:

N

738 The University of Texas at Dallas

(6) Startup Funding:

N

(7) Transition Funding:

N

(8) Non-general Revenue Sources of Funding:

Private funds and external research grants.

(9) Consequences of Not Funding:

Many students entering high school lack the necessary critical thinking and reasoning skills essential for learning, social adaptation, and grade level achievement. The middle school years are the optimal period to train the complex reasoning and critical thinking skills essential for success in high school and postsecondary education. Treatments and assessments developed by the Center are groundbreaking and have the potential, with additional state funding, to be implemented throughout the various urban and rural areas of the state. Without funding, this vital program would be greatly scaled back or eliminated.

738 The University of Texas at Dallas

Special Item: 6 Engineering for Life

(1) Year Special Item: 2018
Original Appropriations: \$0

(2) Mission of Special Item:

Engineering for Life is a unique UT Dallas initiative designed to capitalize on the University's engineering strengths, the accessibility of the North Texas high tech sector, and the needs of the health care community for technological innovations. The next revolution in health care will be driven by medical devices. Exceptional item funding will provide UT Dallas the platform to translate research to fuel job creation and economic growth for Texas.

(3) (a) Major Accomplishments to Date:

The researchers focused on this initiative have made many significant advances that have created opportunities to develop new commercial products. These discoveries have been published and have resulted in significant funding for special projects, from both corporate and federal sources.

(3) (b) Major Accomplishments Expected During the Next 2 Years:

Current successes are limited in individual scope because they are funded on the basis of specialized proposals that are limited in time duration and scope. Exceptional item funding is essential for focusing collective talents and energies on larger, more innovative projects that can have much greater impact on human health and on the economy.

(4) Funding Source Prior to Receiving Special Item Funding:

Established FY 2012 with gift funds.

(5) Formula Funding:

N

(6) Startup Funding:

N

(7) Transition Funding:

N

(8) Non-general Revenue Sources of Funding:

Gift funds.

(9) Consequences of Not Funding:

Program contracts to demonstration projects dependent of gift funds.

738 The University of Texas at Dallas
