



SCHEDULE OF EVENTS FOR BOARD OF REGENTS' MEETING

August 22-23, 2012
Austin, Texas

*U. T. System Administration, Ashbel Smith Hall, 9th Floor, 201 West Seventh Street
Office of the Board of Regents: 512.499.4402*

Wednesday, August 22, 2012

Technology Transfer and Research Committee	9:30 a.m.
Meeting of the Board - Executive Session	10:30 a.m.
Meeting of the Board - Open Session	12:20 p.m.
Academic Affairs Committee	1:00 p.m.
Health Affairs Committee	2:15 p.m.
Finance and Planning Committee	3:30 p.m.
Facilities Planning and Construction Committee	4:30 p.m.
Recess	5:30 p.m.

Thursday, August 23, 2012

Audit, Compliance, and Management Review Committee	8:00 a.m.
Meeting of the Board - Open Session	9:00 a.m.
Meeting of the Board - Executive Session	11:30 a.m.
Meeting of the Board - Open Session	4:00 p.m.
Adjourn	4:30 p.m.

*Board Office
8/8/12*



TABLE OF CONTENTS FOR MEETING OF THE BOARD

August 22-23, 2012
Austin, Texas

Wednesday, August 22, 2012

A. COMMITTEE MEETING

Technology Transfer and Research Committee 9:30 a.m.

B. CONVENE THE BOARD IN OPEN SESSION TO RECESS TO EXECUTIVE SESSION PURSUANT TO TEXAS GOVERNMENT CODE, CHAPTER 551 (working lunch) 10:30 a.m.

1. Consultation with Attorney Regarding Legal Matters or Pending and/or Contemplated Litigation or Settlement Offers - Section 551.071

a. **U. T. System Board of Regents: Discussion with Counsel on pending legal issues**

b. **U. T. Brownsville (UTB): Discussion and appropriate action regarding legal issues related to a freestanding UTB campus and dissolution of the UTB/Texas Southmost College partnership**

2. Deliberations Regarding the Purchase, Exchange, Lease, Sale, or Value of Real Property - Section 551.072

U. T. Austin: Discussion and appropriate action regarding the reauthorization to purchase approximately 0.4017 of an acre and improvements located at 1907 Guadalupe Street, Austin, Travis County, Texas, owned by W K interests, L.L.C., a Texas limited liability company, and Dhanis, L.L.C., a Texas limited liability company, for future programmed development of campus expansion

*Ms. Mayne
President Powers*

3. Personnel Matters Relating to Appointment, Employment, Evaluation, Assignment, Duties, Discipline, or Dismissal of Officers or Employees - Section 551.074

U. T. Health Science Center - Houston: Discussion and appropriate action, if any, of individual personnel matters related to presidential search

4. Negotiated Contracts for Prospective Gifts or Donations - Section 551.073

a. **U. T. Austin: Discussion and appropriate action regarding proposed negotiated gifts with potential naming features**

Dr. Safady

b. **U. T. Dallas: Discussion and appropriate action regarding proposed negotiated gifts with potential naming features**

Dr. Safady

Wednesday, August 22, 2012 (continued)

	Board/Committee Meetings	Page
<ul style="list-style-type: none"> c. U. T. Medical Branch - Galveston: Discussion and appropriate action regarding proposed negotiated gifts with potential naming features 	<i>Dr. Safady</i>	
<ul style="list-style-type: none"> d. U. T. Health Science Center - San Antonio: Discussion and appropriate action regarding proposed negotiated gifts with potential naming features 	<i>Dr. Safady</i>	
<ul style="list-style-type: none"> e. U. T. M. D. Anderson Cancer Center: Discussion and appropriate action regarding proposed negotiated gifts with potential naming features 	<i>Dr. Safady</i>	
C. RECONVENE IN OPEN SESSION TO CONSIDER ACTION, IF ANY, ON EXECUTIVE SESSION ITEMS AND TO CONSIDER AGENDA ITEMS	12:20 p.m.	
<ul style="list-style-type: none"> 1. U. T. System Board of Regents: Approval of Consent Agenda items and referral of any items to the full Board or to Committee 	12:20 p.m.	6
<ul style="list-style-type: none"> 2. U. T. Brownsville: Discussion and appropriate action regarding authorization to purchase acreage in or near Brownsville, Cameron County, Texas, for a purchase price not to exceed fair market value as established by independent appraisals for use as the future campus of U. T. Brownsville 	12:25 p.m. Action	7
<ul style="list-style-type: none"> 3. U. T. System Board of Regents: Announcement of recipients for the 2012 Regents' Outstanding Teaching Awards and remarks by representative faculty 	12:40 p.m. Report <i>Chairman Powell</i> <i>Vice Chairman Hicks</i> <i>Chancellor Cigarroa</i>	8
D. RECESS FOR COMMITTEE MEETINGS	1:00 p.m.	
<ul style="list-style-type: none"> Academic Affairs Committee 	1:00 p.m.	
<ul style="list-style-type: none"> Health Affairs Committee 	2:15 p.m.	
<ul style="list-style-type: none"> Finance and Planning Committee 	3:30 p.m.	
<ul style="list-style-type: none"> Facilities Planning and Construction Committee 	4:30 p.m.	
E. RECESS	5:30 p.m.	

Thursday, August 23, 2012

	Board/Committee Meetings	Page
F. COMMITTEE MEETING		
Audit, Compliance, and Management Review Committee	8:00 a.m.	
G. RECONVENE THE BOARD IN OPEN SESSION TO CONSIDER AGENDA ITEMS	9:00 a.m.	
4. U. T. System Board of Regents: Approval and appropriate action of any Consent Agenda items referred for Board consideration	9:01 a.m. Action	9
5. U. T. System: Introduction of Invited Guests	9:02 a.m. Introductions	10
6. U. T. System: Musical performance by a student	9:05 a.m. Performance <i>Ms. Danielle Anaya, U. T. El Paso</i>	11
7. U. T. System: Update on Framework for Advancing Excellence throughout The University of Texas System: Action Plan	9:10 a.m. Report/Discussion <i>Chancellor Cigarroa</i>	12
8. U. T. System Board of Regents: Remarks by Texas Higher Education Coordinating Board Chairman Heldenfels and Texas Higher Education Commissioner Paredes on Closing the Gaps and Planning for the Future	9:40 a.m. Report/Discussion <i>Chairman Heldenfels Commissioner Paredes</i>	13
9. U. T. System Board of Regents: Annual Meeting with Officers of the U. T. System Faculty Advisory Council	10:10 a.m. Report/Discussion <i>Dr. Leaf</i>	14
10. U. T. System Board of Regents: Proposed amendment of Regents' Rules and Regulations, Rule 10501 (Delegation to Act on Behalf of the Board), Section 2.2.12, concerning contracts with athletic directors and coaches, and Rule 10402 (Committees and Other Appointments), Section 7, regarding Athletics Liaison	11:10 a.m. Action	15
U. T. Austin: Report to the Board on status of the Longhorn Network	11:15 a.m. Report <i>President Powers Mr. Dodds</i>	
H. RECESS FOR MEETINGS OF THE STANDING COMMITTEES AND COMMITTEE REPORTS TO THE BOARD	11:20 a.m.	

Thursday, August 23, 2012 (continued)

	Board/Committee Meetings	Page
I. RECESS TO EXECUTIVE SESSION PURSUANT TO TEXAS GOVERNMENT CODE, CHAPTER 551 (working lunch)	11:30 a.m.	
<p>Personnel Matters Relating to Appointment, Employment, Evaluation, Assignment, Duties, Discipline, or Dismissal of Officers or Employees – Section 551.074</p>		
<ul style="list-style-type: none"> a. U. T. System: Discussion of individual personnel matters relating to appointment, employment, evaluation, compensation, assignment, and duties of U. T. System and institutional employees including employees covered by Regents' Rules and Regulations, Rule 20204, regarding compensation for highly compensated employees, and Rule 20203, regarding compensation for key executives b. U. T. System: Discussion and appropriate action regarding individual personnel matters relating to appointment, employment, evaluation, compensation, assignment, and duties of presidents (academic and health institutions), U. T. System Administration officers (Executive Vice Chancellors and Vice Chancellors), other officers reporting directly to the Board (Chancellor, General Counsel to the Board, and Chief Audit Executive), and U. T. System and institutional employees and related personnel aspects of the operating budget for Fiscal Year 2013 		
J. RECONVENE IN OPEN SESSION TO CONSIDER ACTION, IF ANY, ON EXECUTIVE SESSION ITEMS AND TO CONSIDER AGENDA ITEMS	4:00 p.m.	
<ul style="list-style-type: none"> 11. U. T. System: Approval of the nonpersonnel aspects of the operating budgets for Fiscal Year 2013, including the Permanent University Fund Bond Proceeds allocation for Library, Equipment, Repair and Rehabilitation Projects, allocation for the Science and Technology Acquisition and Retention Program, and special allocation for The University of Texas at Tyler 	<p>Action <i>Chancellor Cigarroa</i></p>	16
<ul style="list-style-type: none"> 12. U. T. System: Discussion and appropriate action regarding personnel aspects of the U. T. System Administration operating budget for Fiscal Year 2013 	<p>Action <i>Vice Chairman Foster</i> <i>Vice Chairman Hicks</i> <i>Regent Stillwell</i></p>	37
K. ADJOURN	4:30 p.m.	

1. **U. T. System Board of Regents: Approval of Consent Agenda items and referral of any items to the full Board or to Committee**

The Board will be asked to approve Consent Agenda items located at the end of the book under the Consent Agenda tab.

2. **U. T. Brownsville: Discussion and appropriate action regarding authorization to purchase acreage in or near Brownsville, Cameron County, Texas, for a purchase price not to exceed fair market value as established by independent appraisals for use as the future campus of U. T. Brownsville**

RECOMMENDATION

The Chancellor concurs in the recommendation of President García and Executive Vice Chancellor Reyes that the U. T. System Board of Regents authorize the Chancellor, in consultation with Regent Stillwell as Board liaison on U. T. Brownsville/Texas Southmost College matters, President García, and the U. T. System transition team for UTB to identify and recommend to the Board one or more sites to be acquired through gift and/or purchase at a price not to exceed fair market value for the future campus of U. T. Brownsville.

3. **U. T. System Board of Regents: Announcement of recipients for the 2012 Regents' Outstanding Teaching Awards and remarks by representative faculty**

REPORT

The Board of Regents of The University of Texas System places the highest priority on undergraduate teaching at U. T. System universities and encourages teaching excellence by recognizing those faculty who deliver the highest quality of undergraduate instruction, demonstrate their commitment to teaching, and have a history and promising future of sustained excellence with undergraduate teaching in the classroom, in the laboratory, in the field, or online.

On August 14, 2008, the Board established the Regents' Outstanding Teaching Awards, which are a symbol of the importance the Board places on the provision of teaching and learning of the highest order, in recognition of those who serve students in an exemplary manner and as an incentive for others who aspire to such service. These teaching awards complement existing ways in which faculty excellence is recognized and incentivized. The Board allocated \$1 million per year for the awards for U. T. Austin and another \$1 million per year for the remaining academic institutions. The allocation has been approved through Fiscal Year 2017. Program details for the awards were approved by the Board of Regents on November 13, 2008, and have been modified to involve one-time payments of \$25,000 each to individual faculty members.

Awards are made according to faculty level, with no more than 40 awards for tenured faculty, 18 for tenure-track faculty, and 18 for contingent faculty (including adjuncts, lecturers, and instructional assistants).

At the meeting, Chancellor Cigarroa will announce the 2012 recipients for the Regents' Outstanding Teaching Awards. The faculty members presenting at the meeting are

- Elisabeth A. Cawthon, Ph.D., University Distinguished Teaching Professor, Associate Professor, and Associate Chair, Department of History, U. T. Arlington
- Todd E. Humphreys, Ph.D., Assistant Professor, Department of Aerospace Engineering and Engineering Mechanics, U. T. Austin
- Daniel Tablada, Jr., Lecturer II, Marketing Department, U. T. San Antonio.

4. **U. T. System Board of Regents: Approval and appropriate action of any Consent Agenda items referred for Board consideration**

The proposed Consent Agenda is at the end of the book.

5. **U. T. System: Introduction of Invited Guests**

Guests invited to the Board meeting will be introduced.

6. **U. T. System: Musical performance by a student**

Ms. Danielle Anaya, a student at U. T. El Paso, will perform a short musical piece for the Board.

7. **U. T. System: Update on Framework for Advancing Excellence throughout The University of Texas System: Action Plan**

REPORT

Chancellor Cigarroa will provide an update on the Framework for Advancing Excellence throughout The University of Texas System: Action Plan approved by the Board of Regents on August 25, 2011.

8. **U. T. System Board of Regents: Remarks by Texas Higher Education Coordinating Board Chairman Heldenfels and Texas Higher Education Commissioner Paredes on Closing the Gaps and Planning for the Future**

REPORT

Texas Higher Education Coordinating Board Chairman Fred Heldenfels and Texas Higher Education Commissioner Raymund Paredes, Ph.D., will report on the Closing the Gaps initiative and planning for the future.

9. **U. T. System Board of Regents: Annual Meeting with Officers of the U. T. System Faculty Advisory Council**

REPORT

The U. T. System Faculty Advisory Council will meet with the Board to discuss activities of the Council and plans for the future following the agenda below. Council members scheduled to attend are

Chair: Murray Leaf, Ph.D., U. T. Dallas, Economic, Political and Policy Sciences

Former Chair: Timothy Allen, M.D., U. T. Health Science Center - Tyler, Pathology

Chair-Elect: Ed Jackson, Ph.D., U. T. M. D. Anderson Cancer Center, Imaging Physics

AGENDA

1. Introductions
2. Chairperson's report and overview

BACKGROUND INFORMATION

The University of Texas System Faculty Advisory Council was established in 1989 to provide a forum for communicating ideas and information between faculty, the Board of Regents, and the Executive Officers of U. T. System. Council guidelines require that recommendations have a multi-institutional focus and that the Council explore individual campus issues with institutional administrators prior to any consideration. The Faculty Advisory Council consists of two faculty representatives from each U. T. System institution and meets quarterly.

The Standing Committees of the Council are: Academic Affairs and Faculty Quality, Governance, and Health Affairs.

10. **U. T. System Board of Regents: Proposed amendment of Regents' Rules and Regulations, Rule 10501 (Delegation to Act on Behalf of the Board), Section 2.2.12, concerning contracts with athletic directors and coaches, and Rule 10402 (Committees and Other Appointments), Section 7, regarding Athletics Liaison**

RECOMMENDATION

It is recommended that Regents' *Rules and Regulations*, Rule 10501 (Delegation to Act on Behalf of the Board), Section 2.2.12, concerning contracts with athletic directors and coaches, and Rule 10402 (Committees and Other Appointments), Section 7, regarding the Athletics Liaison, be amended as set forth below in congressional style:

a. Rule 10501

Sec. 2.2 Contracts Not Requiring Board Approval. The following contracts or agreements, including purchase orders and vouchers, do not require prior approval by the Board of Regents regardless of the contract amount.

...

Sec. 2.2.12 Athletic Employment Agreements. Contracts, contract revisions, and contract extensions with ~~head coaches and~~ athletic directors and coaches, except those with total annual compensation of ~~\$250,000~~ \$1 million or greater, ~~as covered by Rule 20204.~~

b. Rule 10402

Sec. 7 Athletics Liaison. The Chairman of the Board may name a member or members of the Board to serve as liaison to the Board on matters concerning intercollegiate athletics. Contacts by an institution with the Athletics Liaison or Liaisons on institutional athletics matters are to be made only after consultation with the Chancellor and the Executive Vice Chancellor for Academic Affairs.

BACKGROUND INFORMATION

The proposed revision to Rule 10501 conforms the general delegation for approval of contracts for coaches and athletic directors to the same total compensation levels set for other employees. Total compensation over \$500,000 must be approved by the appropriate Executive Vice Chancellor, and total compensation over \$1.0 million must be approved by the Chancellor, the appropriate Executive Vice Chancellor, and the Board.

The proposed amendment to Rule 10402 clarifies that contacts by institutions with the Athletics Liaison or Liaisons on institutional athletics matters should be made only after appropriate consultation with the Chancellor and the Executive Vice Chancellor for Academic Affairs.

U. T. Austin: Report to the Board on status of the Longhorn Network

REPORT

President Powers and Athletic Director Dodds will provide a status report on the Longhorn Network.

11. **U. T. System: Approval of the nonpersonnel aspects of the operating budgets for Fiscal Year 2013, including the Permanent University Fund Bond Proceeds allocation for Library, Equipment, Repair and Rehabilitation Projects, allocation for the Science and Technology Acquisition and Retention Program, and special allocation for The University of Texas at Tyler**

RECOMMENDATIONS

The Chancellor, with the concurrence of the Executive Vice Chancellor for Academic Affairs, the Executive Vice Chancellor for Business Affairs, the Executive Vice Chancellor for Health Affairs, and the presidents of the U. T. System institutions, recommends that the nonpersonnel aspects of the U. T. System Operating Budgets for Fiscal Year 2013, including Educational and General Funds, Auxiliary Enterprises, Grants and Contracts, Designated Funds, Restricted Current Funds, and Medical, Dental, Nursing, and Allied Health Faculty Services, Research and Development Plans, be approved.

It is further recommended that the Chancellor be authorized to make editorial corrections therein and that subsequent adjustments be reported to the U. T. System Board of Regents through the Consent Agenda subject to the requirements of the Budget Rules and Procedures.

Chancellor Cigarroa will present the following recommended items utilizing the presentation on the following pages:

- Fiscal Year 2013 Operating Budget
- Fiscal Year 2013 Library, Equipment, Repair and Rehabilitation (LERR) Budget
- Fiscal Year 2013 allocation of the Science and Technology Acquisition and Retention (STARs) program
- Special allocation funding from Permanent University Fund (PUF) Bond Proceeds in support of U. T. Tyler.

It is requested that PUF Bond Proceeds in the amount of \$30 million be appropriated directly to the institutions to fund LERR Projects for Fiscal Year 2013.

It is also requested that \$20 million of PUF Bond Proceeds be appropriated to provide additional funding to build and enhance research infrastructure to attract and retain the best qualified faculty known as the Faculty STARs program. Through a competitive proposal process determined by U. T. System Administration, funds will be distributed for the purpose of recruiting top researchers.

In addition, it is requested that \$350,000 of PUF Bond Proceeds be authorized for U. T. Tyler to fund capital purchases and projects. This will allow for institutional funds to be made available in support of the UTeach teacher preparation program.

BACKGROUND INFORMATION

A supplemental volume of the budget materials titled "Operating Budget Summaries and Reserve Allocations for Library, Equipment, Repair and Rehabilitation and Faculty STARs" is enclosed in the front pocket of the Regents' Agenda Book, in the board portal, and will be available at the meeting upon request.

The appropriation of PUF Bond Proceeds will be presented in the Fiscal Year 2013 LERR Budget and, along with Faculty STARs, is subject to the budget rules adopted therein and the requirements of the U. T. Systemwide Policy *UTS168 Capital Expenditure Policy*. The allocation of these LERR funds to the U. T. System institutions was developed from prioritized lists of projects submitted by the institutions and reviewed by U. T. System Administration staff. Additionally, PUF Bond Proceeds appropriated above to LERR, Faculty STARs, and other strategic priorities must be spent in accordance with the Article VII, Section 18 of the *Texas Constitution*. PUF Bond Proceeds may only be used for the purpose of acquiring land either with or without permanent improvements, constructing and equipping buildings or other permanent improvements, major repair and rehabilitation of buildings and other permanent improvements, acquiring capital equipment, and acquiring library books and library materials.

As required by U. T. System Board of Regents' *Rules and Regulations*, Rule 80303, regarding Use of the Available University Fund (AUF), a forecast of revenues and expenses of the AUF for seven years, including the above allocation has been prepared and is provided on Page 18. The additional appropriation of PUF Bond Proceeds for this allocation is within the policy as shown in the forecast.

See the Executive Session item related to the personnel aspects of the U. T. System Operating Budgets (Item I.a. on Table of Contents Page 5).

**The University of Texas System
PUF Debt Capacity**

Assumptions

1. PUF distribution amount for FY 2014 is set equal to FY 2013 distribution amount.
PUF distribution amounts for FY 2015 and beyond are based on the PUF distribution policy of 4.75% of the trailing 12-quarter average PUF market value.
2. Forecasted PUF distribution amounts provided by UTIMCO based on long-term expected average annual rate of return of 7.36%.
3. U.T. Austin Excellence Funds equals 45% of the income available to U.T. System.
U.T. Medical Education equals greater of 3% of the income available to the U.T. System or \$25 million.
4. Includes all approved PUF projects approved through the May 2012 BOR meeting.
5. Annual aggregate LERR/STARS appropriations of \$50 Million are projected from FY 2013 and beyond.
6. Debt service on additional PUF capacity structured as 20-year, tax-exempt debt with level debt service.

Additional PUF Debt Capacity	\$0.0	\$100.0	\$100.0	\$100.0	\$100.0	\$100.0	\$100.0
Cumulative PUF Debt Capacity	\$0.0	\$100.0	\$200.0	\$300.0	\$400.0	\$400.0	\$500.0

Available University Fund Operating Statement Forecast Data (\$ Millions)	Actual	Projected						
	FY 11	FY 12	FY 13	FY 14	FY 15	FY 16	FY 17	FY 18
PUF Distribution Amount	\$506.4	\$575.5	\$644.3	\$644.3	\$638.6	\$676.8	\$721.8	\$771.1
Surface & Other Income	16.4	20.5	15.9	15.9	15.9	15.9	15.9	15.9
Divisible Income	522.8	596.0	660.2	660.2	654.5	692.7	737.6	787.0
UT System Share (2/3)	348.5	397.3	440.1	440.1	436.3	461.8	491.8	524.6
AUF Interest Income	3.7	3.0	2.8	3.0	2.9	2.9	4.0	5.0
Income Available to U.T.	352.3	400.3	442.9	443.1	439.2	464.7	495.8	529.6
TRANSFERS:								
UT Austin Excellence Funds (45%)	(157.7)	(178.5)	(199.3)	(199.4)	(197.6)	(209.1)	(223.1)	(238.3)
PUF Debt Service *	(85.8)	(99.6)	(136.6)	(164.5)	(184.5)	(197.3)	(210.0)	(222.8)
System Administration	(31.4)	(32.6)	(37.0)	(38.5)	(39.9)	(41.1)	(42.4)	(43.7)
UT Medical Education	-	-	-	(25.0)	(25.0)	(25.0)	(25.0)	(25.0)
External audit fees	-	(1.0)	(2.1)	(2.1)	(2.2)	(2.3)	(2.4)	(2.4)
Other **	(87.0)	(105.4)	(1.1)	(1.1)	(1.1)	(1.1)	(1.1)	(1.1)
Net Surplus/(Deficit)	(9.6)	(16.8)	66.8	12.5	(11.1)	(11.2)	(8.2)	(3.7)
Ending AUF Balance - System	90.3	73.5	140.3	152.8	141.7	130.5	122.3	118.7
PUF Debt Service Coverage	4.11:1	4.02:1	3.24:1	2.69:1	2.38:1	2.36:1	2.36:1	2.38:1
Unused Constitutional Limit	479.4	555.4	394.8	237.6	374.4	521.9	682.0	848.9

* Includes debt service on outstanding PUF debt, projected debt service on PUF debt authorized, but unissued plus \$50 million of annual LERR/STARS.

** Other for FY 2012 includes \$1.06 million for IT Network Bandwidth/Office of Telecommunications, \$50 million for the Institute for Transformational Learning, \$10 million for myEdu, \$6.5 million for productivity framework, \$2.967 million for cyberinfrastructure and \$34.87 million for information security.

Presented to the U. T. System Board of Regents
August 2012

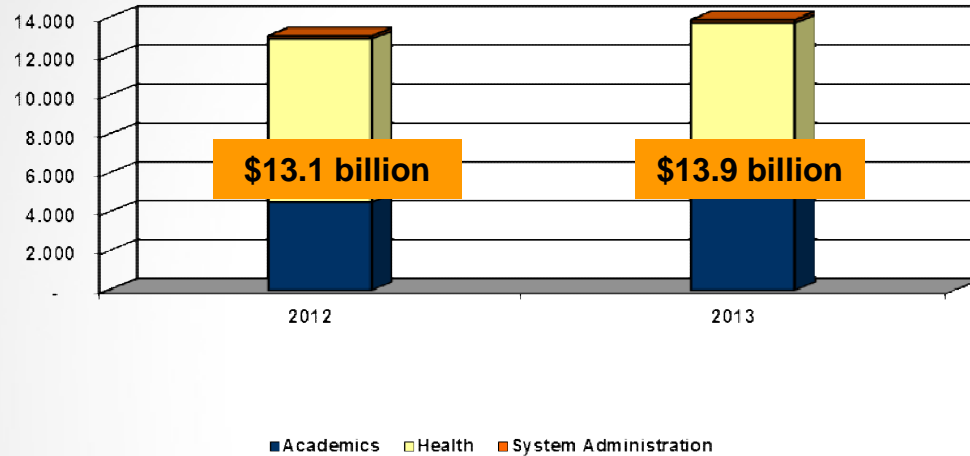
The University of Texas System Fiscal Year 2013 Operating Budget



THE UNIVERSITY of TEXAS SYSTEM
Nine Universities. Six Health Institutions. Unlimited Possibilities.

Total Budgeted Expenses

Total Budgeted Expenses FY 2012 and FY 2013



Major Budget Drivers

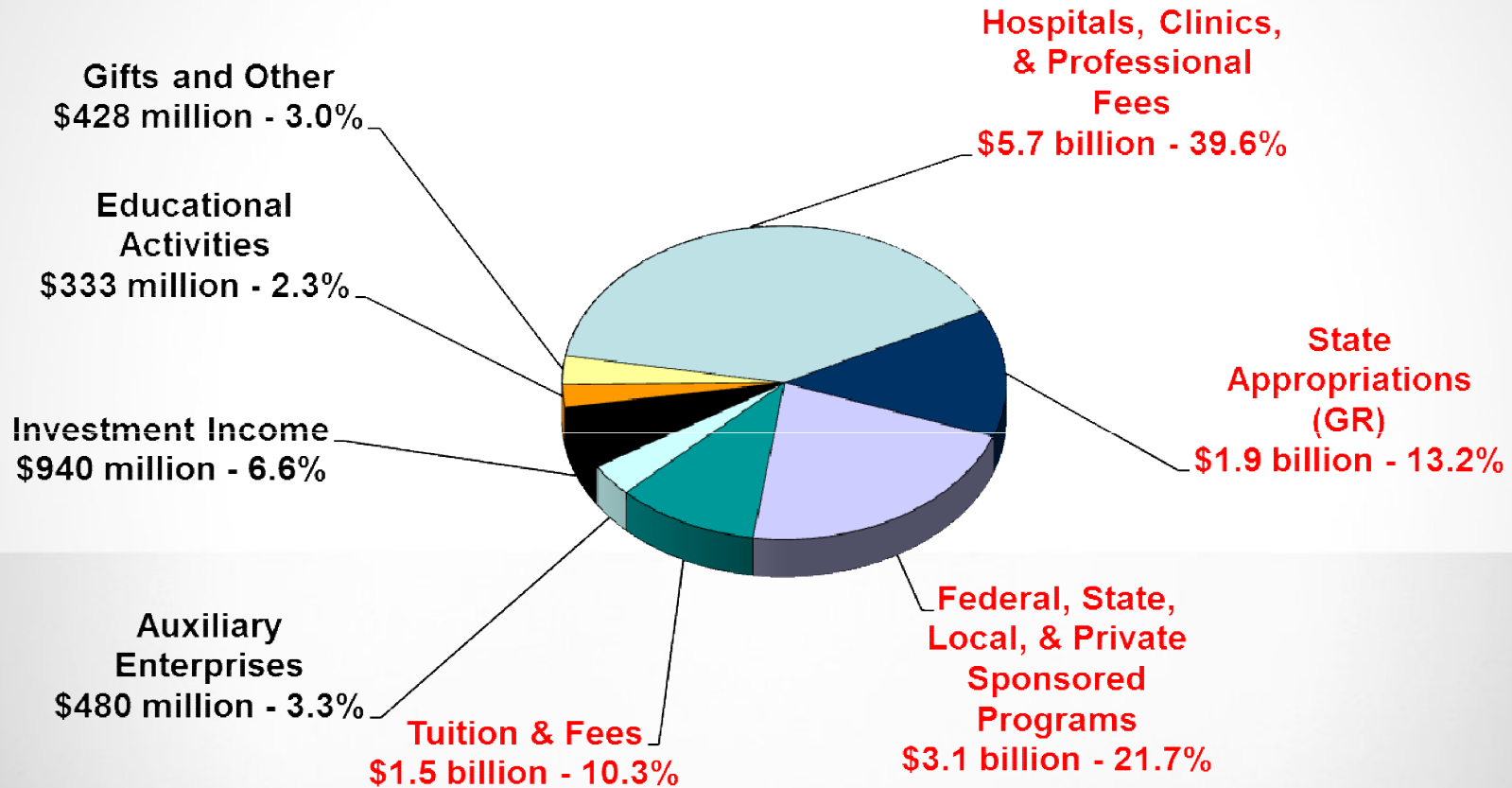
(in millions)

- Instructional/Academic Support (\$119)
- Hospitals and Clinics (\$408)
- Depreciation and Amortization (\$123)

Budgeted Expenses
FY 2013 - \$13.9 billion
\$834 million more than FY 2012
6.4% more than FY 2012



Where the Money Comes From Fiscal Year 2013

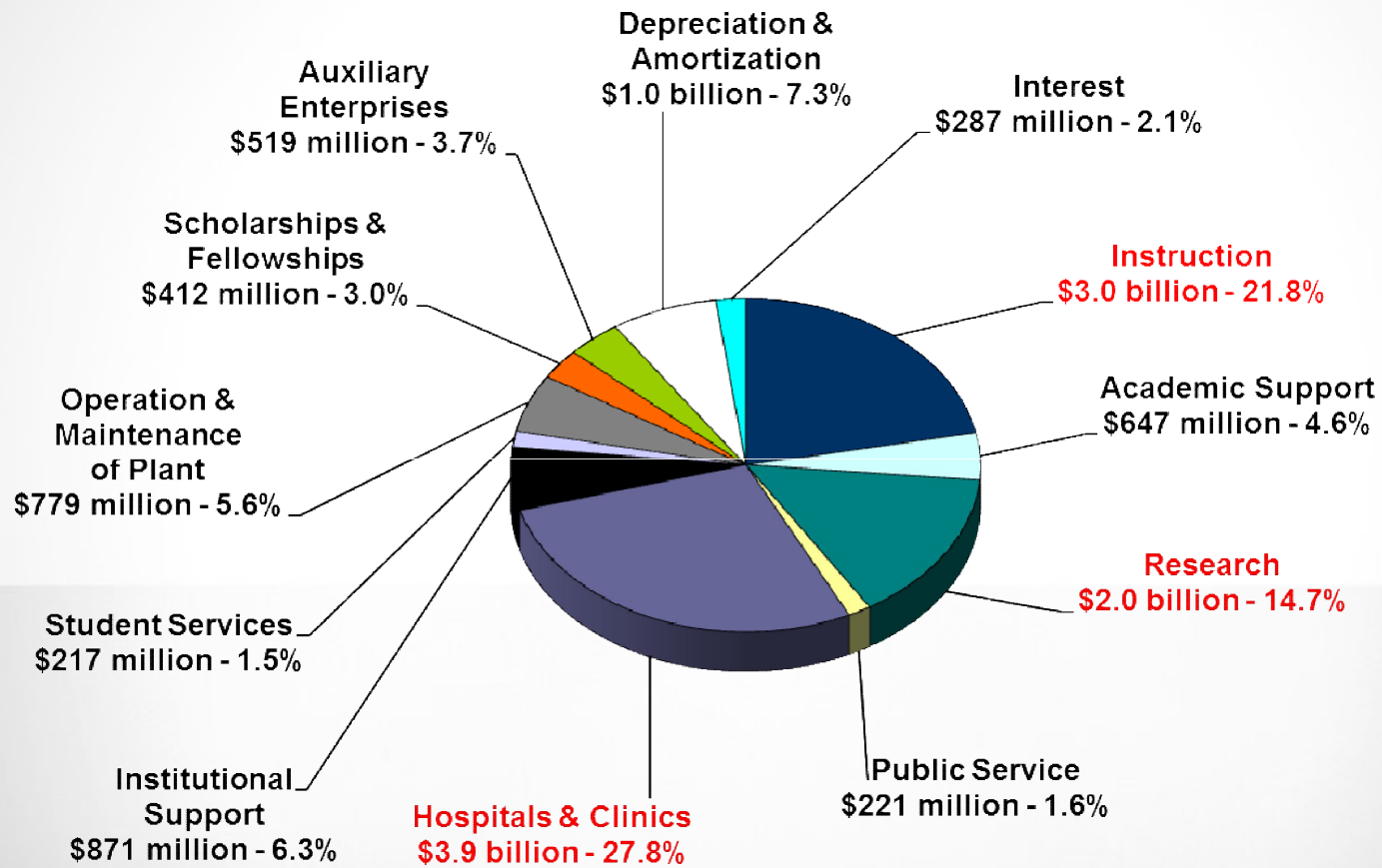


\$14.4 Billion



Where the Money Goes

Fiscal Year 2013 (By Function)



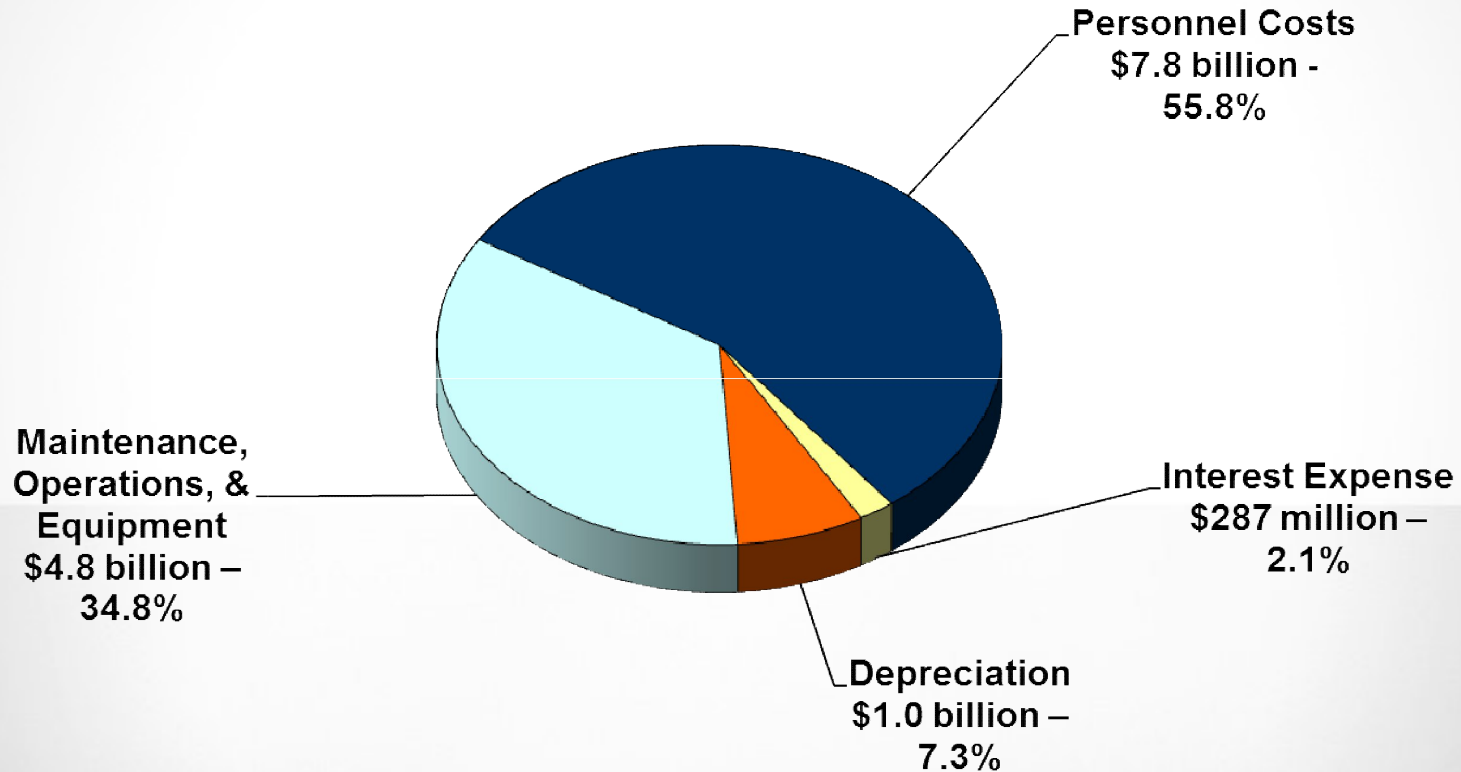
Note: General Revenue covers 13.6% of Total Expenses

\$13.9 Billion



Where the Money Goes

Fiscal Year 2013 (By Expense Type)



\$13.9 Billion



Budgeted Expenses - Academic Institutions (in millions)

	Fiscal Year 2012	Fiscal Year 2013	Dollar & Percent Change	
U. T. Arlington	\$ 471.8	\$ 521.6	\$ 49.8	10.5%
U. T. Austin	2,229.3	2,323.5	94.2	4.2%
U. T. Brownsville	171.3	177.1	5.8	3.4%
U. T. Dallas	433.7	494.9	61.2	14.1%
U. T. El Paso	383.9	399.2	15.3	4.0%
U. T. Pan American	254.0	249.6	<4.4>	<1.7%>
U. T. Permian Basin	60.9	64.5	3.6	5.9%
U. T. San Antonio	482.3	486.3	4.0	0.8%
U. T. Tyler	82.4	104.5	22.1	26.9%
Total Academic	\$4,569.6	\$4,821.2	\$251.6	5.5%



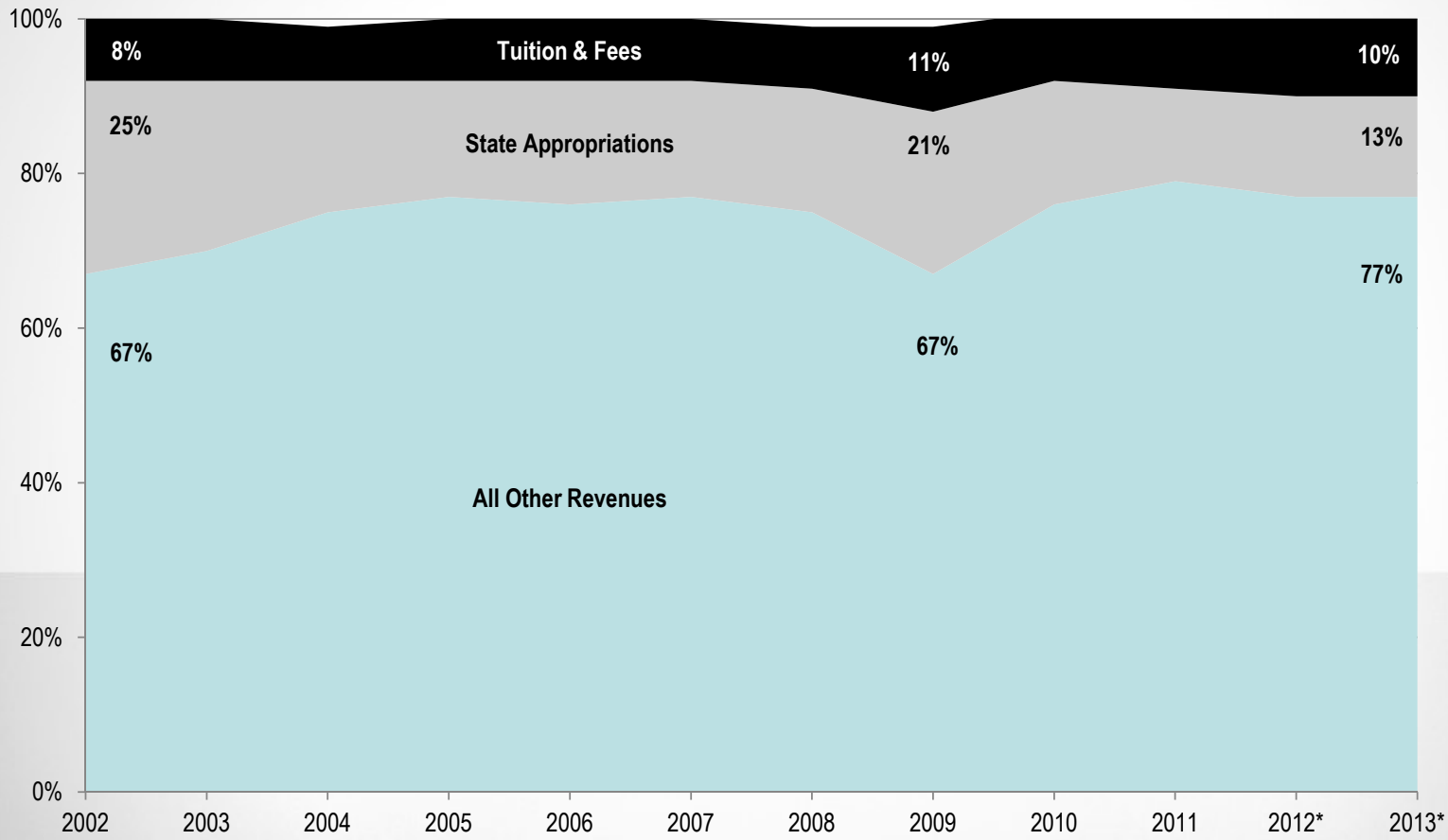
Budgeted Expenses - Health Institutions (in millions)

	Fiscal Year 2012	Fiscal Year 2013	Dollar & Percent Change	
U. T. Southwestern Medical Center	\$ 1,788.5	\$ 1,897.6	\$ 109.1	6.1%
U. T. Medical Branch - Galveston	1,515.8	1,616.9	101.1	6.7%
U. T. Health Science Center - Houston	964.7	1,003.0	38.3	4.0%
U. T. Health Science Center - San Antonio	739.6	762.4	22.8	3.1%
U. T. M. D. Anderson Cancer Center	3,235.0	3,536.6	301.6	9.3%
U. T. Health Science Center - Tyler	126.5	132.8	6.3	5.0%
Total Health	\$8,370.1	\$8,949.3	\$579.2	6.9%



U. T. System

Key Revenues as a Percentage of Total Revenues



Source: Exhibit B of Annual Financial Report

Note: "Other Revenues" for FY 2009 includes investment losses.

FY 2012 is based on projected year-end and FY 2013 is based on budget.

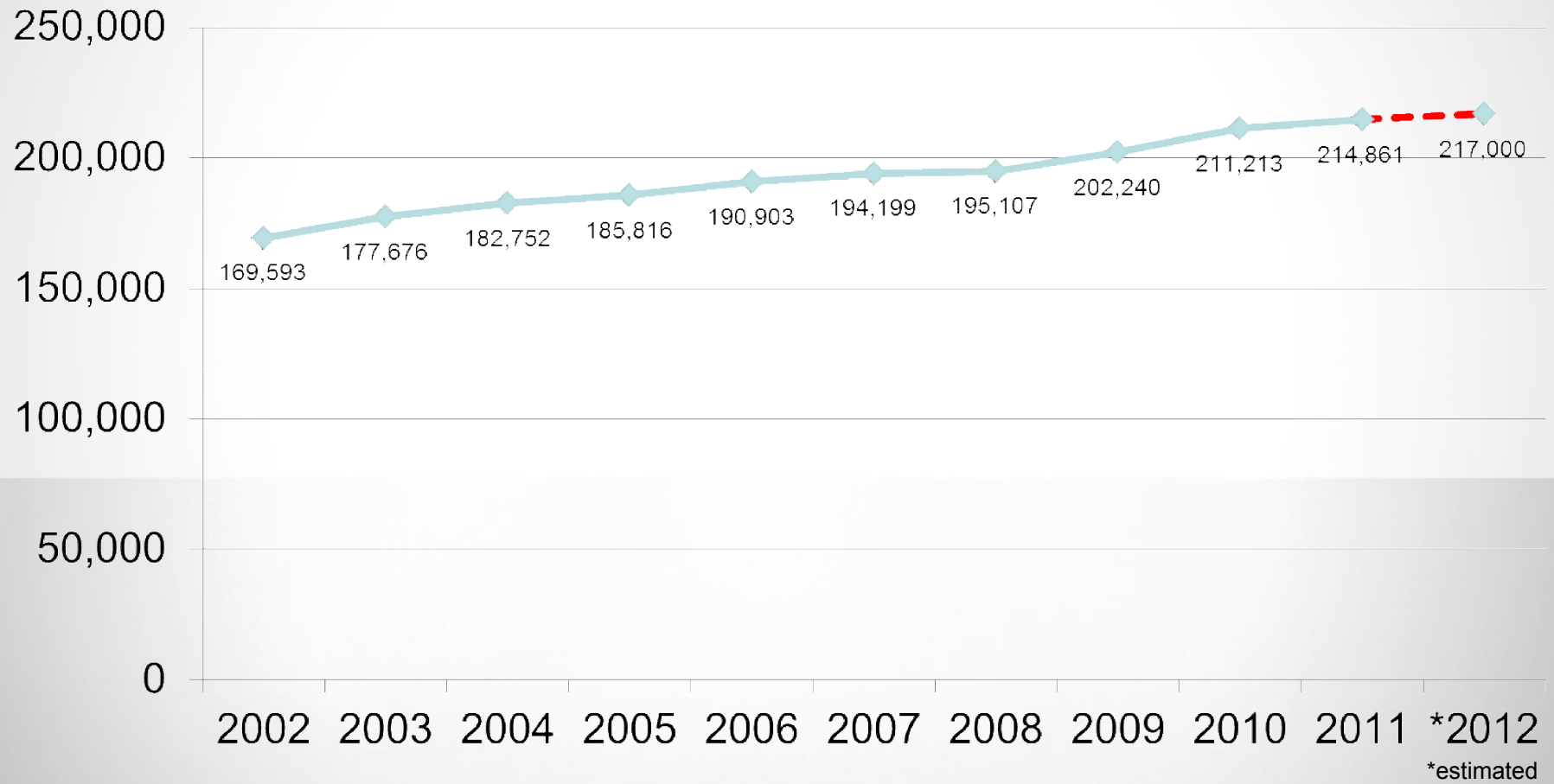


THE UNIVERSITY of TEXAS SYSTEM
Nine Universities. Six Health Institutions. Unlimited Possibilities.

U. T. System Office of the Controller
 August 2012
 Slide 8

Total Enrollment

Fall 2002 to Fall 2012



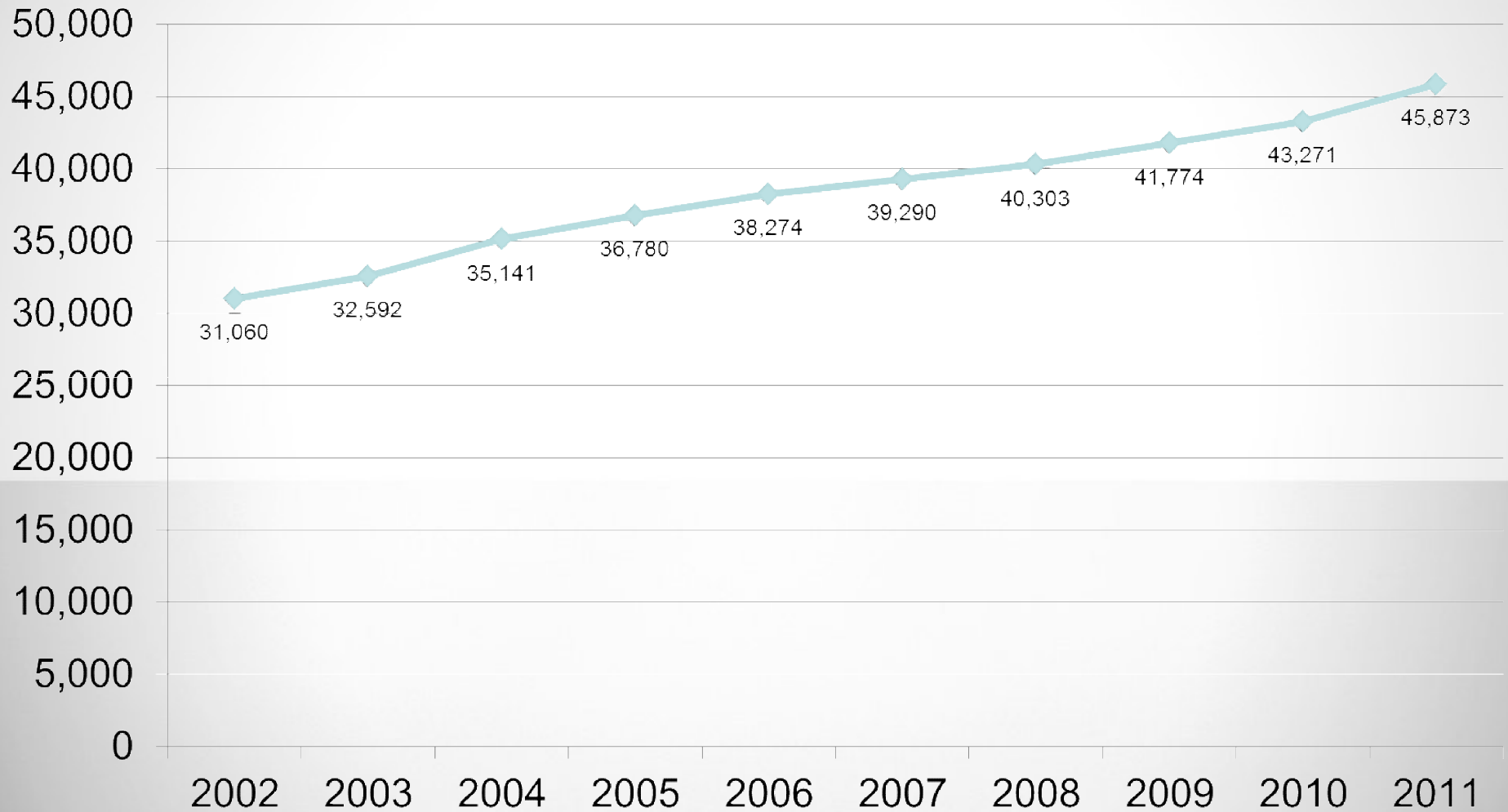
27

Meeting of the U. T. System Board of Regents - Meeting of the Board



Total Degrees Awarded

FY 2002 – 2011



28

Meeting of the U. T. System Board of Regents - Meeting of the Board

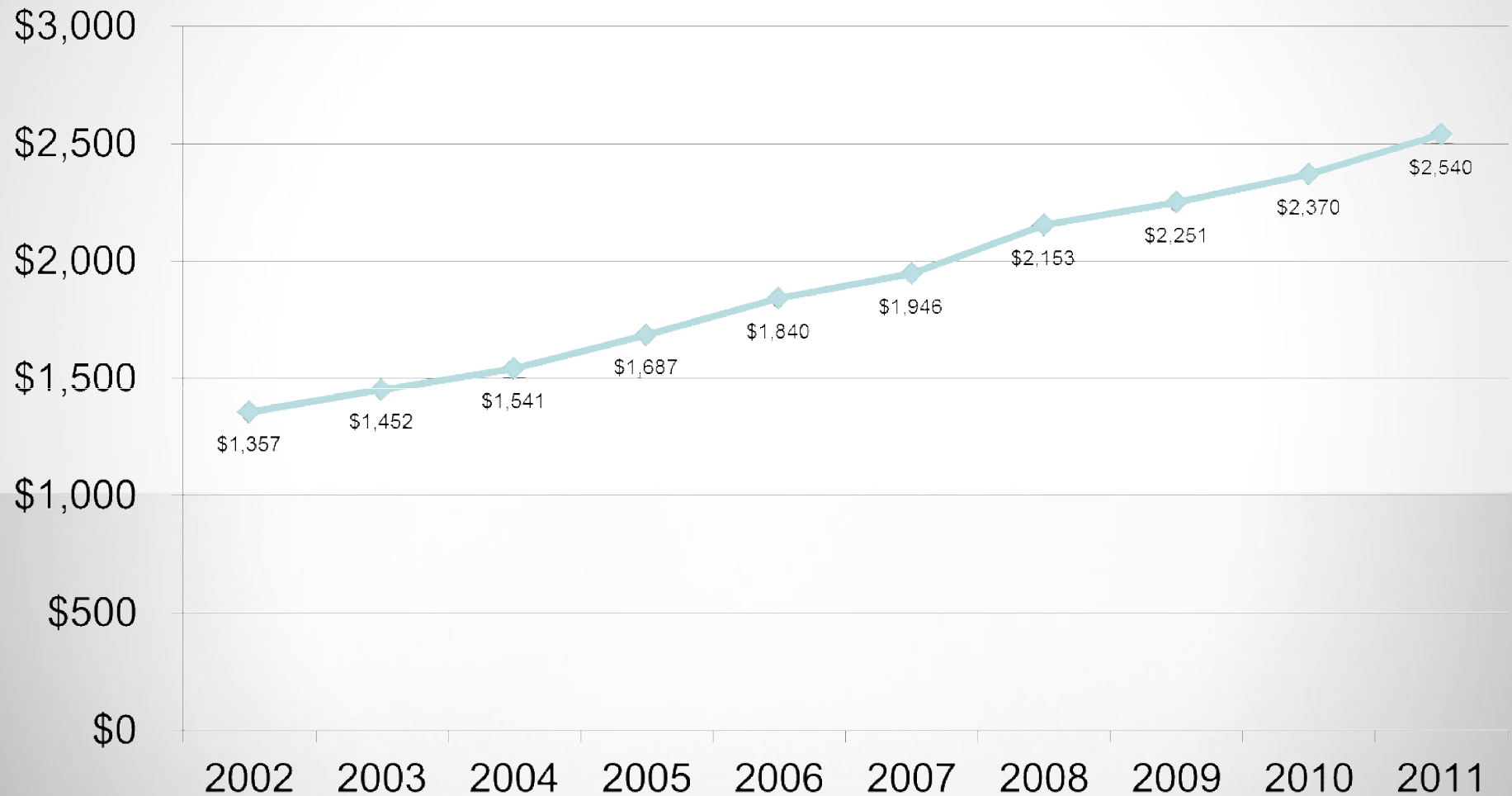


U. T. System

Trend of Research Expenditures *(in millions)*

Actual FY 2002 – 2011

29



Meeting of the U. T. System Board of Regents - Meeting of the Board



The University of Texas System Administration

30

Meeting of the U. T. System Board of Regents - Meeting of the Board



THE UNIVERSITY of TEXAS SYSTEM
Nine Universities. Six Health Institutions. Unlimited Possibilities.

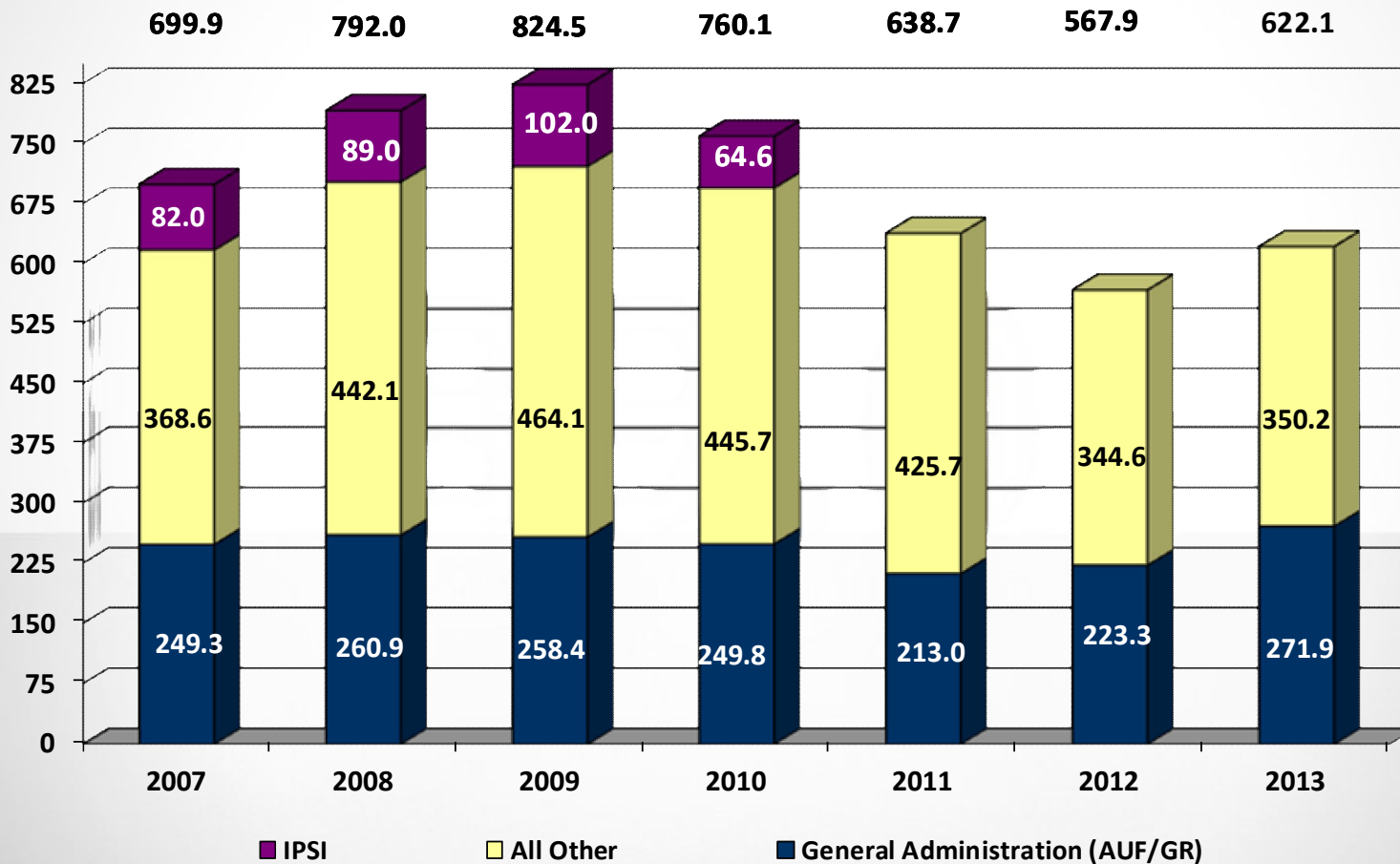
U. T. System Office of the Controller
August 2012
Slide 12

U. T. System Administration

	BUDGET		
	<u>FY12</u>	<u>FY13</u>	<u>% Change</u>
<u>FTEs</u>	<u>567.88</u>	<u>622.08</u>	<u>9.54%</u>
<u>Expenditures</u>			
Salaries/Fringes	\$ 62,422,917	\$ 68,938,835	10.44%
M&O, Equipment	9,605,034	9,624,124	0.20%
Travel	1,823,252	2,137,906	17.26%
Other	23,794,152	31,427,941	32.08%
Depreciation	11,970,269	9,994,194	-16.51%
Subtotal	<u>109,615,624</u>	<u>122,123,000</u>	<u>11.41%</u>
Systemwide Software Licenses/Maintenance	16,319,518	16,608,137	1.77%
Interest Expense	87,235,922	77,345,259	-11.34%
Total	<u>\$ 213,171,064</u>	<u>\$ 216,076,396</u>	<u>1.36%</u>
<u>Funding Source</u>			
General Revenue/AUF	34,457,768	43,016,870	24.8%
AUF Interest on Debt Service	87,226,584	77,335,284	-11.34%
Service Departments Assessments (excluding insurance)	60,368,675	60,045,153	-0.54%
Designated	9,588,964	13,032,986	35.71%
Restricted Gifts and Contracts	9,847,366	14,151,909	43.71%
Other	11,684,707	8,494,194	-27.22%
Total	<u>\$ 213,171,064</u>	<u>\$ 216,076,396</u>	<u>1.36%</u>



U. T. System Administration Budgeted FTEs - Fiscal Years 2007 – 2013



NOTE: Appropriations cap for 2012 and 2013 is 229.0 FTEs.



Library, Equipment, Repair and Rehabilitation



Library, Equipment, Repair and Rehabilitation Fiscal Year 2013 – Total \$30,000,000

Academic		Health	
U. T. Arlington	\$2,000,000	U. T. Southwestern Medical Center	\$1,773,250
U. T. Austin	\$3,600,000	U. T. Medical Branch - Galveston	\$1,836,750
U. T. Dallas	\$2,000,000	U. T. Health Science Center - Houston	\$1,800,000
U. T. El Paso	\$2,035,000	U. T. Health Science Center - San Antonio	\$1,800,000
U. T. Permian Basin	\$ 684,200	U. T. M. D. Anderson Cancer Center	\$1,750,000
U. T. San Antonio	\$2,000,000	U. T. Health Science Center - Tyler	\$1,750,000
U. T. Tyler	\$ 770,800		
Total	\$13,090,000	Total	\$10,710,000
Library Collection Enhancement Program			\$2,700,000
Collaborative Project			
U. T. Health Science Center – Tyler with U. T. Tyler Vivarium Alterations and Additions			\$3,500,000





Faculty Science and Technology Acquisition and Retention (STARs) Program



Faculty STARs - Fiscal Year 2013

Faculty STARs Program – Academic Institutions	\$10,000,000
Faculty STARs Program – Health Institutions	\$10,000,000

Benefits of Faculty STARs

- Recruit and retain best faculty in the nation
- Develop and strengthen research capacity
- Pending and issued patents
- Encourage future research and excellence
- Collaboration with outside entities



12. **U. T. System: Discussion and appropriate action regarding personnel aspects of the U. T. System Administration operating budget for Fiscal Year 2013**

RECOMMENDATION

The Chancellor concurs with the Executive Vice Chancellor for Academic Affairs, the Executive Vice Chancellor for Health Affairs, and the Executive Vice Chancellor for Business Affairs that approval be granted regarding personnel aspects of the U. T. System Administration operating budget for Fiscal Year 2013 as included in the previous agenda item (Item 11).

Vice Chairman Foster, Vice Chairman Hicks, and Regent Stillwell will report on their review of the individual personnel aspects of the U. T. System Administration operating budget for Fiscal Year 2013.

See the Executive Session item related to the personnel aspects of the U. T. System Operating Budgets (Item I.a. on Table of Contents Page 5 for Meeting of the Board).



**TABLE OF CONTENTS
FOR
AUDIT, COMPLIANCE, AND MANAGEMENT REVIEW
COMMITTEE**

Committee Meeting: 8/23/2012

Board Meeting: 8/23/2012
Austin, Texas

Brenda Pejovich, Chairman
Paul L. Foster, Vice Chairman
Alex M. Cranberg
Wallace L. Hall, Jr.

	Committee Meeting	Board Meeting	Page
A. CONVENE IN OPEN SESSION TO RECESS TO EXECUTIVE SESSION PURSUANT TO TEXAS GOVERNMENT CODE, CHAPTER 551	<i>8:00 a.m.</i>		
Personnel matters relating to appointment, employment, evaluation, assignment, duties, discipline, or dismissal of officers or employees - <i>Texas Government Code Section 551.074</i>			
U. T. System: Discussion with institutional auditors and compliance officers concerning evaluation and duties of individual System Administration and institutional employees involved in internal audit and compliance functions	<i>Mr. Peppers</i>		
B. RECONVENE IN OPEN SESSION	<i>8:15 a.m.</i> <i>Chairman Pejovich</i>		
1. U. T. System Board of Regents: Review of Consent Agenda items, if any, referred for Committee consideration	<i>8:16 a.m.</i> Action	Action	40
2. U. T. System: Update on the progress of the Fiscal Year 2012 U. T. System external financial audit	<i>8:17 a.m.</i> Report/Discussion <i>Mr. Peppers</i> <i>Ms. Julia Petty and</i> <i>Ms. Vicki Keiser,</i> <i>Deloitte & Touche</i>	Not on Agenda	41
3. U. T. System: Report on the results of the health institutions' practice plan audits	<i>8:32 a.m.</i> Report/Discussion <i>Mr. Peppers</i>	Not on Agenda	56
4. U. T. System: Report on the Systemwide results of the dependent eligibility audits of U. T. self-insured health plans	<i>8:40 a.m.</i> Report/Discussion <i>Mr. Peppers</i>	Not on Agenda	59

	Committee Meeting	Board Meeting	Page
5. U. T. System: Report on the Systemwide internal audit activities, including the implementation status of significant audit recommendations, Systemwide annual audit plan status, and other reports issued	8:48 a.m. Report/Discussion <i>Mr. Peppers</i>	Not on Agenda	62
6. U. T. System: Overview of the FY 2013 Systemwide annual audit plan process	8:54 a.m. Report/Discussion <i>Mr. Peppers</i>	Not on Agenda	67
C. ADJOURN	9:00 a.m.		

1. **U. T. System Board of Regents: Review of Consent Agenda items, if any, referred for Committee consideration**

(The proposed Consent Agenda is at the end of the book.)

2. **U. T. System: Update on the progress of the Fiscal Year 2012 U. T. System external financial audit**

REPORT

Ms. Julia Petty, Deloitte & Touche, LLP (Deloitte), will provide a status report on the progress made on the Fiscal Year 2012 U. T. System external financial audit. Her presentation is set forth on the following pages.

BACKGROUND INFORMATION

During the August 19-20, 2009 meeting, the Audit, Compliance, and Management Review Committee (Committee) and the U. T. System Board of Regents (Board) approved implementing a process to solicit proposals for the performance of an independent external audit of the U. T. System financial statements for Fiscal Year 2011. At the August 11-12, 2010 meeting, the Committee and the Board approved the hiring of Deloitte as the external auditor to provide financial auditing services for Fiscal Year 2011. The contract with Deloitte to provide audit services for Fiscal Year 2011 has an option to renew for four additional one-year terms.

At the February 8-9, 2012 meeting, the Committee and the Board approved renewal of the contract to provide the audit of the U. T. System financial statements, the stand-alone audit of the U. T. M. D. Anderson Cancer Center financial statements, and the stand-alone audit of The University of Texas Investment Management Company (UTIMCO) managed funds financial statements for two additional years, Fiscal Year 2012 and Fiscal Year 2013.

At the May 2-3, 2012 meeting, the Committee and the Board approved stand-alone financial audit services at U. T. Southwestern Medical Center, U. T. Medical Branch - Galveston, and U. T. Health Science Center - Tyler for Fiscal Year 2012 and Fiscal Year 2013.

The source of funding for the contract is Available University Funds, except for the audit of U. T. Health Science Center - Tyler, which will be paid with institutional funds.

The University of Texas System External Audit Plan Summary August 2012



Executive Summary

- We are pleased to present an overview of our plan to serve The University of Texas System (U. T. System), including the audits of the consolidated financial statements for fiscal year (FY) 2012.
- We have prepared this document to assist the Audit, Compliance, and Management Review (ACMR) committee in fulfilling its role in overseeing the financial reporting process and the performance of the independent auditor.
- We value our role as your external auditor. The foundation of our relationship is based on this important role and responsibility to you, as the board of regents' chosen representatives.
- Our primary responsibility is to plan and perform the audit of U. T. System's financial statements to obtain reasonable assurance about whether effective internal control over financial reporting was maintained in all material respects and whether the financial statements are free of material misstatements.
 - It is our professional responsibility to challenge significant management assumptions and estimates and to employ an appropriate level of professional skepticism to evaluate these assumptions and estimates, including related audit evidential matter.

Executive Summary (cont.)

- Risk assessment process and significant risks for our FY 2012 audit
- Audit scope and timing
- Internal Audit collaboration
- Deloitte Audit
- Independence

Our reputation is based on:

- **Doing the right thing**
 - **A high degree of integrity**
 - **Our ability to recognize and act in accordance with our professional responsibilities**
 - **A commitment to objectivity and independence**
- **Technical excellence**
 - **Ongoing training in technical matters for all professionals**
 - **Intensive case-based programs for audit partners and managers each year**
 - **A consultative approach to resolving accounting, internal control, auditing, and reporting issues**
 - **Assessment of the quality of our performance against our objectives, service goals, and client service standards**
 - **Dedication to employing the best and serving the best**
 - **Effective systems for monitoring independence**
- **A robust audit approach**

Risk Assessment

In developing our audit plan for each material account balance or financial statement line item, we consider:

- What could go wrong to cause a material misstatement of the financial statements
- Control activities that management has identified, documented, and tested
- The nature and extent of substantive testing needed

For each risk of material misstatement we identify, we perform substantive procedures to address that risk. The number and nature of the risks identified may be adjusted as circumstances change during the audit. We will update the ACMR committee on significant changes to our risk assessment or audit scope as we perform our work.

When we speak about risk, we don't mean errors are occurring. Rather, we identify significant areas in the financial reporting process where judgment, complexity, or infrequency of occurrence give rise to a higher chance that misstatements exist.

Significant Risks

Based on our knowledge of U. T. System operations and our planning procedures performed to date, we have identified the following significant risks for the FY 2012 audit.

- Due to/from third party settlements
- Valuation of patient accounts receivable
- Oil & gas reserve valuation and disclosure
- Management override of controls

Audit Scope by Institution

- Factors considered in determining the audit scope at U. T. System include, but are not limited to:
 - The need to issue separate financial statements and an audit report for particular institutions
 - Our assessment of the risk of material misstatements at each institution
 - Whether significant changes have occurred during the period under audit
 - The degree of centralization of records and information processing
 - How recently specific institutions were selected for testing and the results of the audit procedures performed
 - The extent to which the work of internal auditors can be used in obtaining sufficient and appropriate audit evidence
- **Audit Scope for U. T. System** – Based on the above criteria, Deloitte determined appropriate audit procedures for each significant financial statement line item that had been identified as being both qualitatively and quantitatively significant. Procedures will be performed at each institution by either Deloitte or institution internal audit personnel.
- **Stand-Alone Audits** – will be performed by Deloitte at the following institutions.
 - UTIMCO
 - U. T. M. D. Anderson Cancer Center
 - U. T. Health Science Center - Tyler
 - U. T. Southwestern Medical Center (1st year stand-alone audit)
 - U. T. Medical Branch - Galveston (1st year stand-alone audit)

Timing

The following table sets forth our proposed timing for U. T. System.

UTS – Financial audit for fiscal year ending August 31, 2012	Prior to June	Jun	Jul	Aug	Sep	Oct	Nov	Dec	Jan/ Feb
Detailed audit plan — Planning and internal controls									
Planning and risk assessment									
Hold meetings with management to review critical accounting matters	UTS								
Hold meetings with IT resources to further understand the environment	UTS								
Assess fraud, control environment and engagement risk		UTS	UTS						
Develop and document detailed understanding of control processes			UTS						
Develop and document detailed understanding of accounting and financial closing and reporting processes			UTS						
Provide client request listing	UTS								
Evaluation and testing of the internal control environment									
Update understanding of control environment		UTS	UTS						
Understand detailed transaction flow		UTS	UTS						
Evaluate all general IT controls		UTS	UTS						
Evaluate entity-level controls			UTS						
Test design and implementation of controls			UTS	UTS					

Timing (cont.)

UTS – Financial audit for fiscal year ending August 31, 2012	Prior to June	Jun	Jul	Aug	Sep	Oct	Nov	Dec	Jan/ Feb
Detailed audit plan — Substantive audit work and reporting									
Interim testing									
Perform interim testing of account balances			UTS	UTS					
Complete review of financial statement templates				UTS					
Conduct interim summary results meeting				UTS					
Preparation for year-end field work									
Provide updated client request listing				UTS					
Perform administration (including confirmation process)				UTS					
Detailed audit plan — Substantive audit work and reporting									
Year-end field work									
Perform year-end tests of account balances					UTS	UTS			
Perform roll-forward tests of account balances					UTS	UTS			
Review drafts of financial statements and provide comments							UTS		
Evaluate and conclude						UTS	UTS		
Issue opinion and report to management								UTS	
Meet with ACMR Committee									UTS
Deliver reports to SAO								UTS	

Active Leverage of Internal Audit

- A high degree of teaming and communication between internal and external auditors supports our combined success and is crucial to performing an efficient audit. One of the first areas of collaboration is to review Internal Audit's work plans to assess the impact on the nature and extent of our audit procedures at the various institutions. Wherever possible, we will rely on Internal Audit's work.
- We will actively leverage the hours Internal Audit provides throughout the audit process. Our experience working with Internal Audit on the prior year audit of U. T. System has allowed us to improve on the following work plan relating to the upcoming external audit. We will work collaboratively with the U. T. System Chief Audit Executive *ad interim* and Internal Audit directors at the institutions to identify appropriate resources in the U. T. System Audit Office and the institutional Internal Audit offices to team for the external audit testing.
- In the summer of 2012, we utilized Internal Audit in a direct assistance capacity to perform certain documentation and testing of internal controls and substantive testing procedures at institutions throughout the System. We will also utilize Internal Audit to assist us during final fieldwork testing in various financial statement areas. We will work closely with Internal Audit to plan and coordinate external audit support and testing.
- Going forward, we will continue to coordinate with the Internal Audit offices as they develop the subsequent year's audit plan. We will provide input to the process that will prove helpful in best leveraging each other's work.

Deloitte *Audit*

- Partner-led audit planning and execution
- Internal control over financial reporting
- Fraud-related procedures
- Collaborative consultation on technical matters
- Use of specialists
 - Information Technology Specialists
 - Other Post-Employment Benefit Specialists
 - 3rd Party Settlement Valuation Specialists
 - Oil & Gas Reserves Specialists
- Continuous communication and coordination
 - Communication with the ACMR committee and management
 - Coordination with the internal auditors
- Year-round involvement
- Use of technology to increase effectiveness and consistency

Independence Communications

Independence encompasses integrity, professional skepticism, intellectual honesty, and objectivity—freedom from conflicts of interest. No entity or circumstance is compelling enough for us to compromise our ability to serve the public interest or our reputation. We employ a comprehensive, multifaceted approach to maintaining independence. Key components include:

- Commitment of our leaders and a culture that stresses the importance of independence
- Consultation and monitoring processes
- Clearly communicated, comprehensive independence policies on areas including, but not limited to, personal financial interests, scope of services, business relationships, employment relationships, and partner rotation
- A chief ethics and compliance officer who makes presentations regarding personal financial holdings compliance to the chief executive officer and the board of directors
- Mandatory training for all partners, principals, and professionals
- A searchable global database of restricted entities
- Electronic tracking of personal financial holdings
- At least annual representations from partners, principals, and employees
- An internal inspection and audit process for compliance with policies on personal financial holdings
- An internal inspection process for compliance with preapproval and scope-of-services policies
- A disciplinary process for noncompliance
- Policies to document preapproval of any permissible services by the audit committee

52

Advisory partner

Full name	Vicki Keiser , vkeiser@deloitte.com ; +1 713 858 7515
Deloitte title	Partner, Deloitte & Touche LLP
Length of time at Deloitte	More than 33 years with Deloitte
Primary office	Houston, TX
Project responsibilities and areas of specialization	In her role as advisory partner, Vicki will be available to provide guidance for all services we perform for The University of Texas System.
Qualifications relevant experience and education	<p>Qualifications</p> <ul style="list-style-type: none"> •Vicki is the leader of our Mid-America Healthcare Provider practice, dedicating all of her time to serving governmental, not-for-profit and for-profit healthcare clients in Texas and neighboring states in the region. •She also serves on our national leadership team serving healthcare providers. •She is experienced with Uniform Grants Management Standards (“UGMS”) and federal grants (A-133). •Vicki serves or has served as lead client service partner for the audits of multi-state/multi-location organizations, governmental healthcare organizations in Texas and academic medical centers. <p>Relevant experience</p> <ul style="list-style-type: none"> •Serves or served as lead client service partner for the audits of multi-state/multi-location organizations, including Harden Healthcare, CHRISTUS Health and Via Christi Health System •Serves or served as the lead client service partner for the audits of governmental healthcare organizations located in Texas, including Dallas County Hospital District (Parkland Health & Hospital System), Tarrant County Hospital District (JPS Health), Lubbock County Hospital District (University Health System), Ector County Hospital District (Medical Center Hospital) and El Paso County Hospital District (RE Thomason General Hospital) •Serves as lead client service partner for the audits of academic medical centers, including U. T. M. D. Anderson Cancer Center, The Methodist Hospital System. Served as audit partner for U. T. Medical Branch - Galveston and U. T. Southwestern Medical Center for prior consolidated audits of U. T. System. Served as lead client services partner for Baylor College of Medicine •Serves as lead client service partner for Presbyterian Health (NM) where she oversees internal audit and other advisory services. Serves as advisory partner for CHRISTUS Health and Ochsner Health System •Serves as quality review partner for audits, including SSM Healthcare, Aurora Health, University of Wisconsin Hospitals and Clinics Authority <p>Education</p> <ul style="list-style-type: none"> •MBA, Accounting & Finance, U. T. Austin •BA, Biology, U. T. Austin
Certifications and affiliations	<ul style="list-style-type: none"> • Certified Public Accountant (“CPA”), licensed in the State of Texas • Member of the Texas Society of Certified Public Accountants Healthcare Committee, Past Chair • Has served on numerous boards, including the national Alzheimer’s Association serving as Treasurer, the Greater Southeast Texas Alzheimer’s Association serving as Treasurer and President, St. Stephen’s Episcopal School (Houston) serving as chair and treasurer, Amazing Place serving as President and treasurer • Served as a regional leader for Women’s Initiative Network from 1992 until 1999; during that time, she helped implement programs and activities which resulted in significant progress in the advancement and retention of women at Deloitte

Lead client service director

Julia Petty will be your lead client service director. Julia has more than 23 years of public accounting experience and is a specialist in higher education and state and local government accounting, reporting and auditing.

Full name	Julia Petty , jpetty@deloitte.com ; +1 281 682 3712
Deloitte title	Director, Deloitte & Touche LLP
Length of time at Deloitte	More than 23 years with Deloitte
Primary office	Houston, TX
Project responsibilities and areas of specialization	In her role as lead client service director, Julia will be responsible for all audit services we perform for U. T. System.
Qualifications relevant experience and education	<p>Qualifications</p> <ul style="list-style-type: none"> •Julia is a director in our Mid-America Public Sector practice, dedicating substantially all of her time to serving government, not-for-profit and higher education clients in Texas. •Julia serves as an instructor on governmental accounting, reporting and compliance topics for internal firm trainings as well as for other organizations such as the Texas Society of CPAs. •Julia is a specialist in governmental accounting. <p>Relevant experience</p> <ul style="list-style-type: none"> •Serves or served as director in charge of the financial and/or compliance audits of higher education institutions such as U. T. System, Baylor University, and New Mexico State University •Serves or served as director in charge of the financial and/or compliance audits of state agencies such as Texas Department of Housing & Community Affairs, New Mexico Taxation and Revenue Department, New Mexico Department of Labor, and the New Mexico Educational Retirement Board •Serves as director in charge of the financial and compliance audits of local government organizations such as Harris County, Houston Independent School District, Trinity River Authority, and Port of Houston Authority, among others •Serves as the quality review director on the West Virginia University System institutions. <p>Education</p> <ul style="list-style-type: none"> •BBA, Texas A&M University
Certifications and affiliations	<p>Certified Public Accountant (“CPA”), licensed in the State of Texas</p> <ul style="list-style-type: none"> •Serves as chair of the Single Audits and Governmental Accounting Conference for the Texas Society of CPAs •Member of the Government Finance Officers Association (“GFOA”) Certificate of Achievement for Excellence in Financial Reporting Special Review Committee



3. U. T. System: Report on the results of the health institutions' practice plan audits

REPORT

Mr. Peppers, Interim Chief Audit Executive, will report on the results of the health institutions' practice plan audits. The U. T. System Audit Office completed the practice plan audit at U. T. Health Science Center - San Antonio and U. T. M. D. Anderson Cancer Center, and the institutional audit departments performed this audit at the other four health institutions. The objective of these audits was to ensure that practice plan expenditures were appropriate and in support of the goals of each practice plan and mission of the institution. A summary of the recommendations may be found on the following pages.

BACKGROUND INFORMATION

With the adoption of the amended Medical Service, Research and Development Plan/Physicians Referral Service Faculty Practice Plan bylaws, the U. T. System Executive Vice Chancellor for Health Affairs, in concurrence with the presidents of the health institutions, requested that the U. T. System Audit Office perform periodic audits of the practice plans at the U. T. System health institutions on a rotating basis, with the institutional internal departments conducting practice plan audits at the remaining institutions each year. The specific area to be audited changes annually and is determined by the U. T. System Audit Office in consultation with the U. T. System Executive Vice Chancellor for Health Affairs each fiscal year.

The University of Texas System Summary of FY 2012 Practice Plan Audit Results

Background

In the early 1960s, The University of Texas (U. T.) System approved the first physician practice plan in Texas at U. T. M. D. Anderson Cancer Center. In 1969, the U. T. System mandated the establishment of practice plans at the remaining U. T. System health institutions. The purpose of the practice plans, titled “Medical Service, Research and Development Plan/ Physicians Referral Service (MSRDP/PRS) Faculty Practice Plan,” is to manage and hold in trust the professional income of members of the plan. The Amended and Restated Model Bylaws of the MSRDP/PRS Faculty Practice Plan were approved by the U. T. System Board of Regents on February 7, 2008.

Beginning in FY 2010, the U. T. System Executive Vice Chancellor for Health Affairs, with agreement from the health institutions, requested that the U. T. System Audit Office perform two practice plan audits per year and that the institutional internal audit departments conduct these audits at the remaining four health institutions annually, with guidance from the U. T. System Audit Office. The institutions to be audited by the U. T. System Audit Office and the specific area to be audited each year are determined by U. T. System Audit Office in consultation with the U. T. System Executive Vice Chancellor for Health Affairs.

In FY 2012, the objective of the practice plan audits was to ensure that practice plan expenditures were appropriate and consistent with the goals of each practice plan and mission of the institution. The scope of the audits was nonsalary operating expenses, nonoperating expenses, and all categories of transfers out for FY 2011 (as reported on the Annual Financial Report Schedule D-6). The U. T. System Audit Office completed these audits at U. T. M. D. Anderson Cancer Center and U. T. Health Science Center (HSC) - San Antonio for FY 2012.

As stated in each institution’s bylaws, the goal of the practice plans is to “promote excellence in teaching, research, clinical service, and administration through clinical practice and compensation strategies that will contribute to and safeguard the institution’s continued growth and excellence.” Consequently, there is a wide range of allowable expenditures that can be funded by professional revenue earned under the practice plan. The practice plan bylaws describe Authorized Professional Business Expenses, including, but not limited to, malpractice insurance; membership dues in professional scientific organizations, faculty clubs, medical center clubs or the equivalent; license fees; maintenance and operation of equipment of facilities; registration fees; consultant fees and expenses; faculty and staff recruitment; and official functions and official entertainment that are of documented benefit to the institution or U. T. System. In accordance with the bylaws, maximum amounts for these expenses must be in accordance with institutional policies and applicable U. T. System policies.

The completion status of the audits is listed below:

Report Issued	In Progress (report expected to be issued in Q4)
U. T. Southwestern (May 2012)	U. T. M. D. Anderson Cancer Center*
U. T. Medical Branch (February 2012)	
U. T. HSC - Houston (August 2012)	
U. T. HSC - San Antonio (March 2012)	
U. T. HSC - Tyler (May 2012)	

*Draft report has been provided to client and awaiting management responses

The University of Texas System Summary of FY 2012 Practice Plan Audit Results

Audit Results

Across the institutions, while opportunities exist for improvement in internal controls, the practice plan expenditures appeared to be appropriate and consistent in support of the goals of the practice plan and mission of each institution. The internal auditors have identified weaknesses in controls or lack of compliance in the following areas as described below:

Segregations of Duties

- U. T. HSC - San Antonio

Documentation and/or Compliance with Various Policies

- U. T. Medical Branch
- U. T. HSC - Houston
- U. T. HSC - San Antonio
- U. T. M. D. Anderson Cancer Center
- U. T. HSC - Tyler

Off-Site Inventory Controls

- U. T. HSC - San Antonio
- U. T. M. D. Anderson Cancer Center

Approval Process for MSRDP Budget and Unbudgeted Expenditures

- U. T. Southwestern
- U. T. HSC - Houston
- U. T. HSC - Tyler

Performance of Account Reconciliations

- U. T. Medical Branch

Updated Central Operations Manual

- U. T. Southwestern

Consistent Guidance between Travel Policy and Related Materials

- U. T. M. D. Anderson Cancer Center

Departmental Review Controls

- U. T. M. D. Anderson Cancer Center

Overall, institutional management has responded appropriately to the recommendations made related to the findings above and are taking steps towards implementation. None of the findings identified are deemed to be material to the operation, financial reporting, or legal compliance of the university as a whole.

4. **U. T. System: Report on the Systemwide results of the dependent eligibility audits of U. T. self-insured health plans**

REPORT

Mr. Peppers, Interim Chief Audit Executive, will present the results of the dependent eligibility audits conducted at U. T. System Administration by the U. T. System Audit Office and at the institutions by their respective institutional internal audit departments. The objective of these audits was to determine whether the human resources/benefits offices at each of the 15 institutions and U. T. System Administration is verifying eligibility of all dependents of the U. T. self-insured health plans a) at the time of initial enrollment of a newly hired employee or a newly retired employee, b) following a qualifying change in status during the plan year, and c) during the annual enrollment period. A summary of the audit results may be found on the following pages.

The University of Texas System

Summary of FY 2012 Dependent Eligibility Audit Results

Background

The University of Texas (U. T.) System Office of Employee Benefits (OEB) is authorized by the *State University Employees Uniform Insurance Benefits Act* to provide employee group insurance for eligible U. T. System employees, retirees, and their dependents. OEB centrally manages the self-insured U. T. Select medical plan, prescription drug plan, and dental plans using eligibility data provided by the human resources/benefits offices of U. T. System's 15 institutions and U. T. System Administration. Managing dependent eligibility requires coordination between OEB, which provides oversight and monitoring, and the institutional human resources/benefits departments.

Dependents represent a significant portion of total plan enrollment. In Fiscal Year (FY) 2011, total enrollment (employees, retirees and their dependents) of the self-insured UT Select plan was approximately 177,000, of which about 76,000 (or 43%) were dependents. When compared to the prior fiscal year, the number of dependents decreased by 128 (or 0.2%) during FY 2011. Though the change in number of dependents was relatively flat, the total number of U. T. Select members increased by 3,156 (or 1.8%). In addition, total plan benefits paid have risen. Over the last two fiscal years, total plan benefits paid, including member benefits paid through co-pays, deductibles, and co-insurance have increased by \$77.2 million for FY 2010 and \$55.4 million for FY 2011.

U. T. System management and OEB requested that an audit of dependent eligibility be conducted at each of the U. T. institutions and U. T. System Administration during FY 2012. The objective of these audits was to determine whether the respective human resources/benefits office is verifying eligibility of all dependents of the UT self-insured plans at the time of initial enrollment of a newly hired employee or newly retired employee; following a qualifying change in status during the plan year; and during the annual enrollment period.

At the March 19, 2012 U. T. System Administration Internal Audit Committee meeting, the committee recommended that follow-up procedures be performed at U. T. System Administration and each institution to further determine whether the exceptions identified of dependents with missing or inadequate documentation represent truly ineligible dependents.

The completion status of the audits is listed below:

Report Issued	In Progress (report expected in Q4)
U. T. System Administration (Feb 2012; follow-up May 2012)	U. T. Arlington
U. T. Brownsville (May 2012)	U. T. Austin
U. T. Dallas (Jul 2012)	U. T. Permian Basin
U. T. El Paso (Apr 2012)	
U. T. Pan American (Apr 2012; follow-up May 2012)	
U. T. San Antonio (May 2012)	
U. T. Tyler (Jul 2012)	
U. T. HSC - Houston (Mar 2012; follow-up May 2012)	
U. T. HSC - San Antonio (Jan 2012; follow-up Jun 2012)	
U. T. HSC - Tyler (May 2012)	
U. T. Medical Branch (Feb 2012)*	
U. T. M. D. Anderson (Apr 2012; follow-up Jul 2012)*	
U. T. Southwestern (Mar 12; follow-up Jun 2012)	

*Final follow-up results not yet received but expected by the end of Q4

The University of Texas System

Summary of FY 2012 Dependent Eligibility Audit Results

Audit Results

Each of the thirteen institutions that have issued audit reports identified exceptions in which dependent eligibility documentation was missing or was inadequate (in that it did not comply with OEB standards). However, after the follow-up procedures were performed to determine whether the exceptions represented truly ineligible dependents, it was found that the majority were, in fact, eligible.

In response to the exceptions identified, each of the eleven institutions made recommendations to strengthen the process for obtaining, retaining, and monitoring dependent eligibility documentation in accordance with OEB standards. Additional recommendations were made as noted below:

Date stamp and perform timely review of eligibility documentation provided

- U. T. Brownsville
- U. T. Pan American
- U. T. HSC - Houston
- U. T. HSC - San Antonio

Ensure new IT system (PeopleSoft) includes proper subscriber/dependent information

- U. T. Southwestern

Discontinue the acceptance of tax returns as supporting documentation for child and spouse dependent eligibility

- U. T. Dallas

Perform periodic monitoring/quality assurance reviews/self-audits of dependent eligibility

- U. T. System Administration
- U. T. Brownsville
- U. T. Dallas
- U. T. Tyler
- U. T. Southwestern

In addition, some of the institutions discovered that an OEB generated report that they use to identify newly enrolled dependents during the annual enrollment process, erroneously omits dependents added to the medical plan if the dependent had prior coverage under a different health insurance plan (e.g., dental or vision). The institutions are working with UT System to correct this so that all dependent changes made during annual enrollment are identified in this report and the required documentation can be obtained.

In an effort to increase compliance with required documentation standards for dependents, OEB has added a convenient online documentation submission feature to the benefits enrollment process, which allows subscribers to upload their documentation during the annual enrollment process.

Institutional management has responded appropriately to the recommendations made above and are taking steps towards implementation.

5. **U. T. System: Report on the Systemwide internal audit activities, including the implementation status of significant audit recommendations, Systemwide annual audit plan status, and other reports issued**

REPORT

Mr. Peppers, Interim Chief Audit Executive, will report on the following items:

1. Implementation status of significant audit recommendations - The third quarter activity report on the Implementation Status of Outstanding Significant Findings/ Recommendations is set forth on Pages 63 - 64. Satisfactory progress is being made on the implementation of all significant recommendations. Significant audit findings/ recommendations are tracked by the U. T. System Audit Office. Quarterly, chief business officers provide the status of implementation, which is reviewed by the internal audit directors. A quarterly summary report is provided to the Audit, Compliance, and Management Review Committee of the U. T. System Board of Regents. Additionally, Committee members receive a detailed summary of new significant findings and related recommendations quarterly.
2. Annual internal audit plan status as of June 30, 2012, which follows on Page 65.
3. Other audit reports issued by the Systemwide audit program as set forth on Page 66.

THE UNIVERSITY OF TEXAS SYSTEM
Implementation Status of Outstanding Significant Findings/Recommendations

Report Date	Institution	Audit	2nd Quarter 2012		3rd Quarter 2012		Targeted Implementation Date	Overall Progress Towards Completion (Note)
			Ranking	# of Significant Findings	Ranking	# of Significant Findings		
U. T. SYSTEM AUDITS								
2012-05	UTB	Audit of Human Resources Fiscal Year 2012				1	9/1/2012	Satisfactory
2011-10	UTD	Texas Administrative Code 202		1		1	8/31/2012	Satisfactory
2012-01	UTD	Environmental Health and Safety - Lab Safety		1		1	10/31/2012	Satisfactory
2012-02	UTD	Annual Financial Report for the Fiscal Year Ended August 31, 2011		5		3	8/31/2012	Satisfactory
2012-02	UTEP	Annual Financial Report for the Fiscal Year Ended August 31, 2011		1		0	7/13/2012	Implemented
2011-06	UTPA	Employee Assignments		1		1	3/31/2013	Satisfactory
2012-02	UTPA	High School to University Programs & Testing Services		2		1	8/31/2012	Satisfactory
2012-05	UTPA	Texas Administrative Code 202				1	9/30/2012	Satisfactory
2012-05	UTPA	Office of International Admissions and Services Programa de Asistencia Estudiantil Solicitud) Program				2	9/1/2012	Satisfactory
2010-12	UTPB	Annual Financial Report for the Fiscal Year Ended August 31, 2010		1		1	8/15/2012	Satisfactory
2010-11	UTSA	Information Security Program		2		2	2/28/2013	Satisfactory
2012-03	UTSWMC	University Hospital Pharmaceutical and Medical Waste Management for the Fiscal Year Ended August 31, 2011				1	8/30/2012	Satisfactory
2012-04	UTMB	Chargemaster Review Process				4	9/1/2012	Satisfactory
2012-04	UTHSC - Houston	Faculty Recruitment and Hiring Process				2	1/1/2013	Satisfactory
2011-11	UTHSC - San Antonio	Data Center Physical Security Audit		4		4	7/31/2012	Satisfactory
2012-03	UTHSC - San Antonio	Cancer Therapy and Research Center (CTRC) Investigational Drug Section (IDS)				2	9/1/2012	Satisfactory
2007-09	UTMDACC - Houston	Maintenance and Security of Biological Research Materials		1		1	9/3/2012	Satisfactory
2009-03	UTMDACC - Houston	Wireless and Firewall Remote Access Security Assessment		1		1	8/31/2012	Satisfactory
2009-05	UTMDACC - Houston	Business Continuity Plan Review		1		1	11/30/2012	Satisfactory
2010-12	UTMDACC - Houston	Human Resources Contingent Workforce		1		1	8/31/2013	Satisfactory
2011-06	UTMDACC - Houston	Effort Reporting and Certification		1		1	5/31/2012*	Satisfactory
2012-04	UTMDACC - Houston	Dependent Eligibility				2	5/31/2012**	Satisfactory
2012-01	UTHSC - Tyler	Financial Statements as of and for the Year Ended August 31, 2011		1		1	6/1/2012*	Satisfactory
2012-02	UT System Admin	UT Permian Basin Information Technology Governance Audit		2		0	8/31/2012	Implemented
Totals				<u>26</u>		<u>35</u>		

* Recommendation deemed to be implemented per management and awaiting verification and validation by audit.

** Awaiting updated implementation status and date from the institution.

THE UNIVERSITY OF TEXAS SYSTEM
Implementation Status of Outstanding Significant Findings/Recommendations

Report Date	Institution	Audit	2nd Quarter 2012		3rd Quarter 2012		Targeted Implementation Date	Overall Progress Towards Completion (Note)
			Ranking	# of Significant Findings	Ranking	# of Significant Findings		
STATE AUDITOR'S OFFICE AUDITS								
2012-02	UTEP	Financial Portion of the Statewide Single Audit Report for the Year Ended August 31, 2011		1		0	5/31/2012	Implemented
2012-02	UTPA	Financial Portion of the Statewide Single Audit Report for the Year Ended August 31, 2011		1		0	6/1/2012	Implemented
2011-02	UTSWMC	Federal Portion of the Statewide Single Audit Report for the Year Ended August 31, 2010		1		1	8/31/2012	Satisfactory
2012-02	UTSWMC	Federal Portion of the Statewide Single Audit Report for the Year Ended August 31, 2011		4		2	8/31/2013	Satisfactory
2012-02	UTSWMC	Financial Portion of the Statewide Single Audit Report for the Year Ended August 31, 2011		1		0	2/1/2012	Implemented
2012-02	UTMB	Compliance with Federal Requirements for the Research & Development Cluster of Federal Programs for the Fiscal Year Ended August 31, 2011		2		1	8/31/2012	Satisfactory
2012-02	UTMB	Compliance with Federal Requirements for Selected Major Programs at the Department of Public Safety and The University of Texas Medical Branch at Galveston for the Fiscal Year Ended August 31, 2011		3		1	8/31/2012	Satisfactory
2012-02	UTHSC - San Antonio	Financial Portion of the Statewide Single Audit Report for the Year Ended August 31, 2011				0	4/30/2012	Implemented
2012-02	UTHSC - San Antonio	Compliance with Federal Requirements for the Research & Development Cluster of Federal Programs for the Fiscal Year Ended August 31, 2011		3		0	7/31/2012	Implemented
Totals				<u>16</u>		<u>5</u>		

Color Legend:

- Either a new significant finding for which corrective action will be taken in the subsequent quarter or a previous significant finding for which no/limited progress was made towards implementation.
- Significant finding for which substantial progress towards implementation was made during the quarter that the significant finding was first reported.
- Significant finding for which substantial progress towards implementation was made during the quarter.
- Significant finding was appropriately implemented during the quarter and will no longer be tracked.

Note: ***Implemented*** - The Chief Audit Executive deems the significant finding has been appropriately addressed/resolved and should no longer be tracked.
Satisfactory - The Chief Audit Executive deems that the significant finding is in the process of being addressed in a timely and appropriate manner.
Unsatisfactory - The Chief Audit Executive deems that the significant finding is not being addressed in a timely and appropriate manner.

**U. T. Systemwide Internal Audit Program
FY 2012 Annual Internal Audit Plan Status
(as of June 30, 2012)**

	Financial	Operational	Compliance	Information Technology	Follow-up	Projects	Credit for Priority Hours (Note 1)	Total Approved Priority Budget Hours (Note 2)	Variance (Hours)	Percentage Completion
U. T. System Administration	2,646	4,415	1,507	2,876	740	1,506	13,691	16,500	2,809	83%
Large Institutions:										
U. T. Austin	498	2,383	1,590	682	96	944	6,193	12,031	5,839	51%*
U. T. Southwestern	947	1,353	2,950	1,036	600	958	7,843	11,000	3,157	71%
U. T. Medical Branch - Galveston	931	2,056	1,152	1,376	250	728	6,493	8,160	1,667	80%
U. T. HSC - Houston	1,089	1,400	1,105	785	234	664	5,276	7,144	1,868	74%
U. T. HSC - San Antonio	643	2,004	1,460	1,314	359	367	6,147	7,050	903	87%
U. T. MDA Cancer Center	3,080	2,844	1,600	1,939	420	663	10,545	14,100	3,556	75%
Subtotal	7,187	12,039	9,857	7,131	1,959	4,323	42,496	59,485	16,989	71%
Mid-size Institutions:										
U. T. Arlington	651	704	852	697	268	890	4,061	5,320	1,259	76%
U. T. Brownsville	413	1,020	530	304	225	651	3,143	4,176	1,034	75%
U. T. Dallas	724	1,558	708	581	78	189	3,838	5,890	2,052	65%
U. T. El Paso	1,588	2,402	696	564	440	256	5,946	8,464	2,519	70%
U. T. Pan American	529	1,700	768	550	228	764	4,539	5,825	1,286	78%
U. T. San Antonio	857	1,409	1,351	756	290	854	5,517	7,280	1,763	76%
Subtotal	4,761	8,793	4,904	3,452	1,529	3,604	27,042	36,955	9,913	73%
Small Institutions:										
U. T. Permian Basin	97	-	216	42	30	75	460	1,050	590	44%**
U. T. Tyler	251	684	194	290	57	577	2,053	2,415	362	85%
U. T. HSC - Tyler	326	292	1,131	300	160	177	2,385	2,761	376	86%
Subtotal	674	976	1,541	632	247	829	4,898	6,226	1,328	79%
TOTAL	15,268	26,223	17,809	14,091	4,475	10,261	88,127	119,166	31,039	74%
Percentage of Total	17%	30%	20%	16%	5%	12%	100%			

NOTE 1:

"Credit for Priority Hours" reflects the priority budgeted hours apportioned based on completion status of the audits/projects as of 6/30/2012. The time period from 9/1/2011 through 6/30/2012 represents approximately 83% of the annual audit plan year.

NOTE 2:

Original Total Priority Budget Hours, approved by the ACMRC for priority projects, was 118,038 hours. However, some institutions may change their Total Priority Budget Hours and/or the allocation of hours among the various categories due to changes in priorities and staffing resources during the fiscal year. These changes have been communicated to/approved by the institution's respective president and/or internal audit committee. The total priority budget hours are approximately 80-85% of total budget hours.

*U. T. Austin's lower percent completion is due a timing difference. Several changes to the audit plan, which increase the percentage completion to approximately 65%, were approved on July 17th after the reporting period through June 30th.

**U. T. Permian Basin's lower percent completion is due to staffing limitations throughout the year. The majority of the audit staff was temporarily assigned to the accounting department in order to complete the Annual Financial Report and other accounting functions when the accounting director and assistant director abruptly left their positions at the start of the fiscal year. The accounting director position was filled in March 2012; however, the employee is retiring at the end of July 2012. In March 2012, one of the audit staff did resume her audit function but the other staff person remains in accounting.

OTHER U. T. SYSTEM AUDIT REPORTS RECEIVED BY SYSTEM AUDIT 3/2012 through 5/2012	
Institution	Audit
UTA	Annual Financial Report for the Fiscal Year Ended August 31, 2011
UTA	Procurement Card
UTA	Office of Information Technology Change in Management
UTA	Texas Administrative Code 202 User Security Responsibilities and Practices
UTAUS	Austin Disk Services - Information Technology Services
UTAUS	Lyndon B. Johnson School of Public Affairs Educator Effectiveness and Quality Texas Education Agency Grant
UTAUS	Texas Higher Education Coordinating Board Facilities Audit
UTB	Dependent Eligibility
UTB	Texas Administrative Code 202
UTB	Office of the Vice President for Institutional Advancement
UTD	Lena Callier Trust
UTD	Multicultural Center
UTD	Mathematical Sciences
UTD	Office of the Vice President for Communications
UTEP	Facilities Services - Phase I
UTEP	Facilities Services - Phase II
UTEP	Dependent Eligibility
UTPA	Dependent Eligibility
UTPB	President's Travel and Entertainment
UTSA	Annual Financial Report for the Fiscal Year Ended August 31, 2011
UTSA	Internal Control Review - University Advancement Annual Giving Call Center
UTSWMC	Texas Higher Education Coordinating Board and Other Required Grant Audits
UTSWMC	Dependent Eligibility
UTSWMC	Policies and Procedures Regarding Faculty Service, Research and Development Plan Operations
UTSWMC	Policies and Procedures Regarding Medical Service, Research and Development Plan Operations
UTSWMC	Office of Business Affairs
UTMB	Texas Juvenile Justice Department Dental Services
UTMB	Radiology Replacement System Post Implementation Review
UTMB	Internal Controls Review of University Housing
UTMB	Financial Screening Process
UTMB	McGovern Academy of Oslerian Medicine Operational Review
UTHSC - Houston	Dependent Eligibility
UTHSC - Houston	Security of Portable Devices
UTHSC - Houston	Financial Conflict of Interest/Conflict of Commitment
UTHSC - Houston	Department Billing - Hemophilia
UTHSC - Houston	Research Compliance
UTHSC - Houston	Interim Review of Presidential Travel and Entertainment
UTHSC - Houston	Interim Review of Executive Travel and Entertainment
UTHSC - Houston	Follow-up on Open Recommendations
UTHSC - San Antonio	Cancer Therapy and Research Center MOSAIQ Electronic Medical Record
UTHSC - San Antonio	Dependent Eligibility
UTHSC - San Antonio	Contract Management
UTHSC - San Antonio	Research Compliance
UTMDACC	Grants and Contracts Administration - Radiation Physics
UTMDACC	Charge Capture - Inpatient Medical Supplies
UTHSC - Tyler	Office of the Vice President and Chief Administrative Officer for Hospital, Clinics, and Campus Operations Change in Management
UTHSC - Tyler	Dependent Eligibility
UTHSC - Tyler	Medical Service, Research and Development Plan
UTSYS ADM	UT Permian Basin Texas Administrative Code 202
UTSYS ADM	UT Health Science Center at San Antonio Practice Plan
UTSYS ADM	UT M.D. Anderson Cancer Center President's Travel, Entertainment, and Housing Expenses
UTSYS ADM	Follow-Up for Audits of the Office of Employee Benefits

STATE AUDITOR'S OFFICE AUDIT REPORTS ISSUED 3/2012 through 5/2012	
Institution	Audit
UT System	Full-time Equivalent State Employees for the Quarter Ending February 29, 2012

6. U. T. System: Overview of the FY 2013 Systemwide annual audit plan process

REPORT

Mr. Peppers, Interim Chief Audit Executive, will present an overview of the process and timeline for developing the Fiscal Year 2013 U. T. Systemwide Annual Audit Plan, which is the blueprint of the internal audit activities that will be performed during the fiscal year by the internal audit function throughout U. T. System.

BACKGROUND INFORMATION

The U. T. Systemwide Annual Audit Plan is comprised of the U. T. System Audit Office's and the institutional internal audit departments' individual annual audit plans (audit plan). These 16 audit plans are risk-based to ensure that areas and activities specific to each institution with the greatest risk are identified to be audited.

To provide consistency at the Systemwide level, the U. T. System Audit Office provides the institutional audit departments with guidance each June on the audit plan format, content, and development methodology, which includes a general risk assessment process. The guidance on content provides the institutions suggestions for audits of high-risk areas to be conducted across the System. These audits are generally recommended based on concerns from U. T. System leadership or as a result of arising high profile issues.

The process of preparing the individual audit plans, which occurs from late June through August, includes reviewing the operations of the institution's functions to identify changes in activities performed, as well as changes in the external environment that might affect operations. In addition, the U. T. System Audit Office and internal audit departments meet with their respective institutional internal audit committee members, executive management, and operational/functional department administrators to obtain validation of the risk areas and ensure that all risk areas are considered. The information obtained is used to update the previous year's risk assessments. The development of the draft audit plans is supported by the risk assessments, requirements for audits (by external entities, policy, grants, etc.), and special requests. The audit plans categorize the audit activities as financial, operational, compliance, information technology, follow-up, or projects. While each institution is responsible for the preparation and execution of its audit plan, the U. T. System Audit Office and the Offices of Academic or Health Affairs provide feedback on the draft versions.

Each institutional internal audit committee formally reviews and approves its institution's proposed audit plan during August and early September. The final approved audit plans are consolidated into the comprehensive Systemwide Annual Audit Plan to present to the Audit, Compliance, and Management Review Committee for review and approval at the November meeting. Then, upon recommendation by the Audit, Compliance, and Management Review Committee, the U. T. System Board of Regents will be asked to approve the Systemwide Annual Audit Plan also at the November meeting.



TABLE OF CONTENTS FOR FINANCE AND PLANNING COMMITTEE

Committee Meeting: 8/22/2012

Paul L. Foster, Chairman
Printice L. Gary, Vice Chairman
Alex M. Cranberg
Wallace L. Hall, Jr.
Brenda Pejovich

Board Meeting: 8/23/2012
Austin, Texas

	Committee Meeting	Board Meeting	Page
Convene	3:30 p.m. <i>Chairman Foster</i>		
1. U. T. System Board of Regents: Review of Consent Agenda items, if any, referred for Committee consideration	3:35 p.m. Action	Action	70
2. U. T. System: Key Financial Indicators Report and Monthly Financial Report	3:45 p.m. Report/Discussion <i>Dr. Kelley</i>	Not on Agenda	71
3. U. T. System Board of Regents: Approval of an Incentive Plan for the U. T. System Presidents and U. T. System Administration Executive Officers	4:00 p.m. Action <i>Vice Chairman Foster</i>	Action	105
4. U. T. System Board of Regents: Adoption of a Resolution authorizing the issuance, sale, and delivery of Permanent University Fund Bonds and authorization to complete all related transactions	4:03 p.m. Action <i>Mr. Hull</i>	Action	117
5. U. T. System Board of Regents: Adoption of a Supplemental Resolution authorizing the issuance, sale, and delivery of Revenue Financing System Bonds and authorization to complete all related transactions	4:05 p.m. Action <i>Mr. Hull</i>	Action	119
6. U. T. System Board of Regents: Adoption of resolutions authorizing certain bond enhancement agreements for Revenue Financing System debt and Permanent University Fund debt, including ratification of U. T. System Interest Rate Swap Policy	4:07 p.m. Action <i>Mr. Hull</i>	Action	121
7. U. T. System: Approval of an aggregate amount of \$164,482,000 of equipment financing for Fiscal Year 2013 and resolution regarding parity debt	4:10 p.m. Action <i>Mr. Hull</i>	Action	152
8. U. T. System Board of Regents: The University of Texas Investment Management Company (UTIMCO) Performance Summary Report and Investment Reports for the quarter ended May 31, 2012	4:12 p.m. Report/Discussion <i>Mr. Zimmerman</i>	Report	155

	Committee Meeting	Board Meeting	Page
9. U. T. System Board of Regents: Approval of amendments to the Investment Policy Statements for the Permanent University Fund, the General Endowment Fund, the Permanent Health Fund, the Long Term Fund, the Intermediate Term Fund, the Short Term Fund, the Separately Invested Funds, the Derivative Investment Policy, and the Liquidity Policy	4:15 p.m. Action <i>Mr. Zimmerman</i>	Action	161
10. U. T. System Board of Regents: Approval of revisions to the amended and restated University of Texas Investment Management Company (UTIMCO) Compensation Program	4:20 p.m. Action <i>Vice Chairman Foster</i>	Action	239
11. U. T. System Board of Regents: Approval of the Annual Budget, including the capital expenditures budget, invoiced external investment manager fees, and other external direct charges to the Funds, and the Annual Fee and Allocation Schedule for The University of Texas Investment Management Company (UTIMCO)	4:25 p.m. Action <i>Mr. Zimmerman</i>	Action	285
Adjourn	4:30 p.m.		

1. **U. T. System Board of Regents: Review of Consent Agenda items, if any, referred for Committee consideration**

(The proposed Consent Agenda is at the end of the book.)

2. U. T. System: Key Financial Indicators Report and Monthly Financial Report

REPORT

Dr. Scott C. Kelley, Executive Vice Chancellor for Business Affairs, will discuss the Key Financial Indicators Report, as set forth on [Pages 72 - 79](#) and the June Monthly Financial Report on [Pages 80 - 104](#). The reports represent the consolidated and detailed operating results of the individual U. T. System institutions.

The Key Financial Indicators Report compares the Systemwide quarterly results of operations, key revenues and expenses, reserves, and key financial ratios in a graphical presentation from Fiscal Year 2008 through May 2012. Ratios requiring balance sheet data are provided for Fiscal Year 2007 through Fiscal Year 2011.


















THE UNIVERSITY OF TEXAS SYSTEM



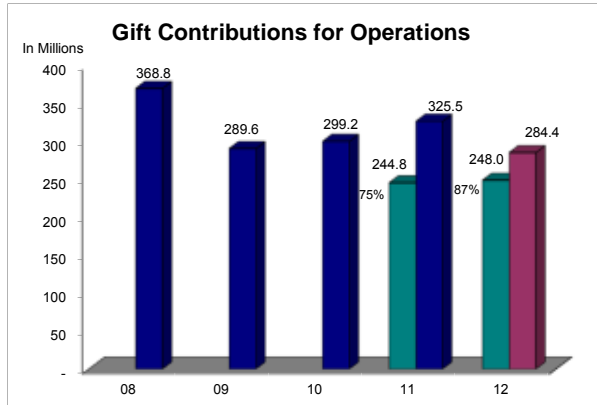
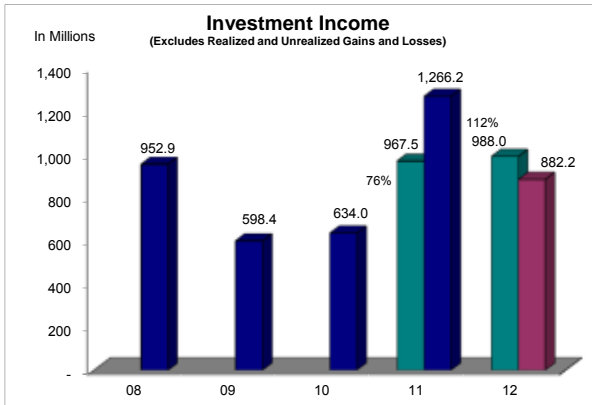
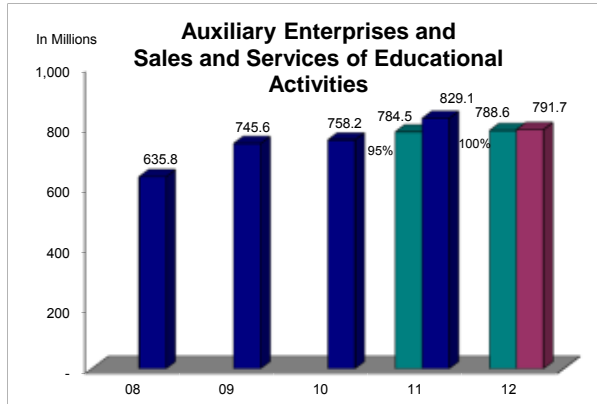
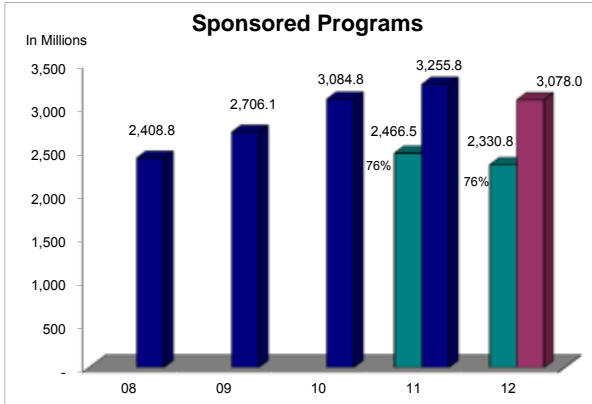
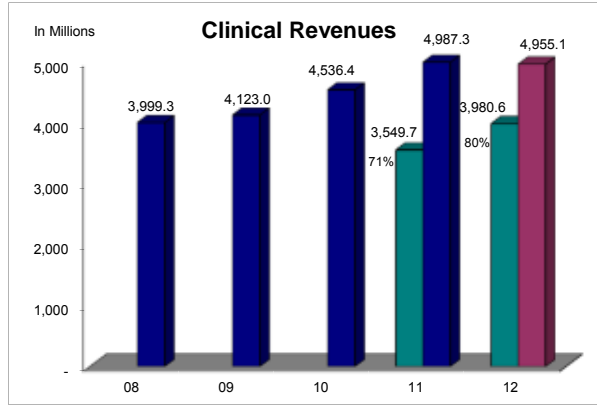
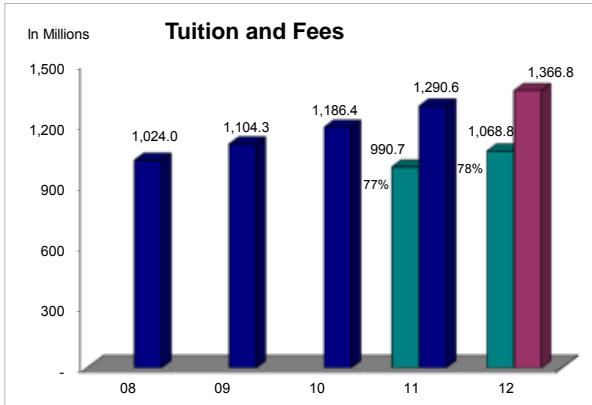
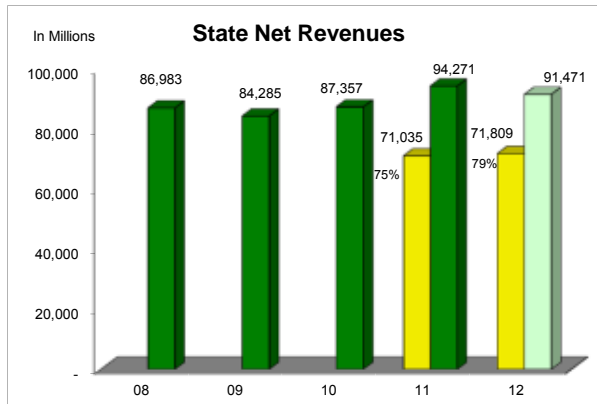
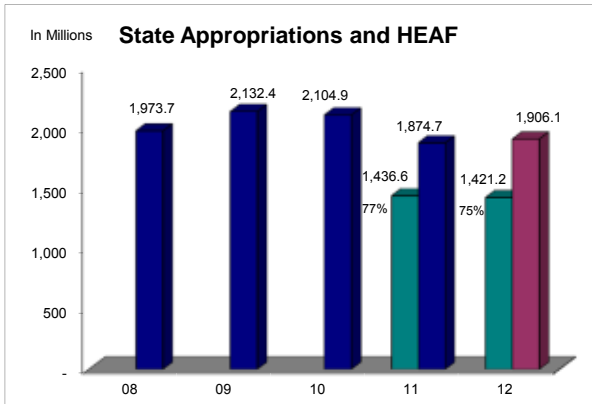
KEY FINANCIAL INDICATORS REPORT

3RD QUARTER FY 2012

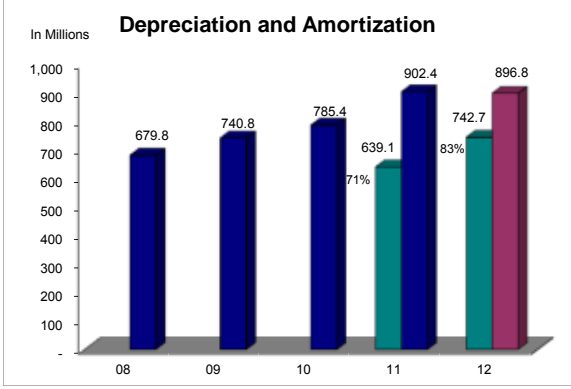
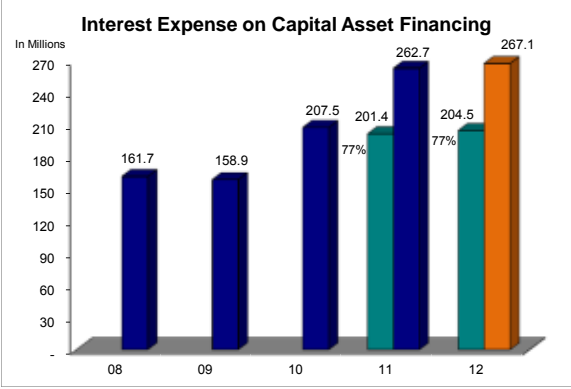
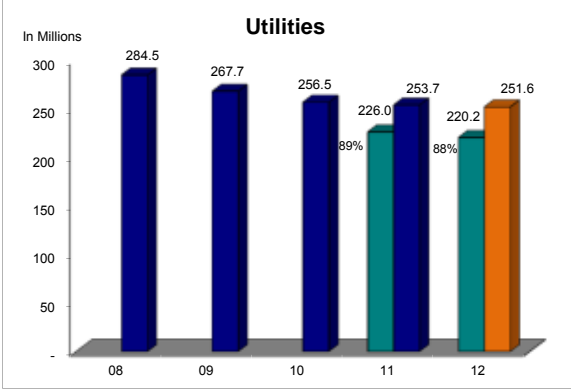
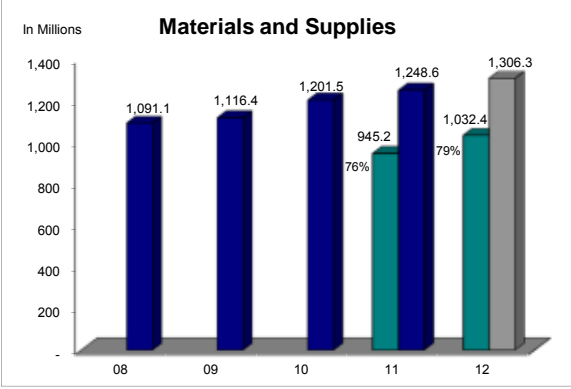
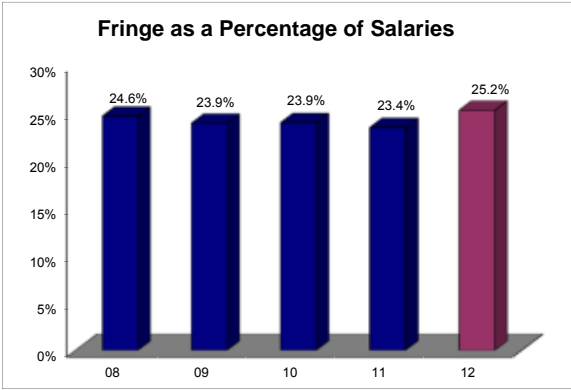
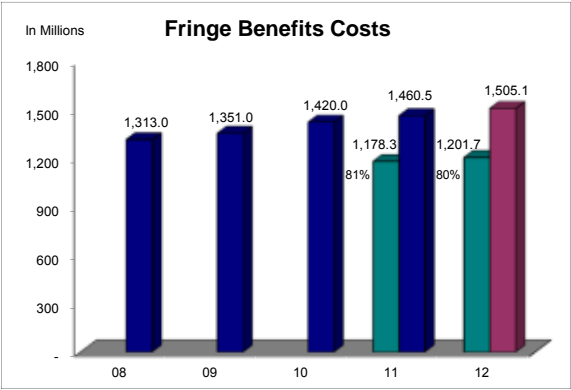
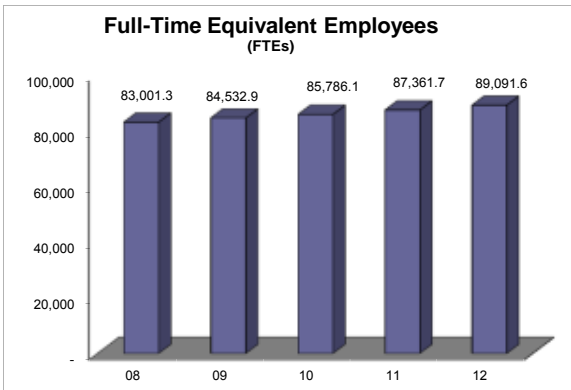
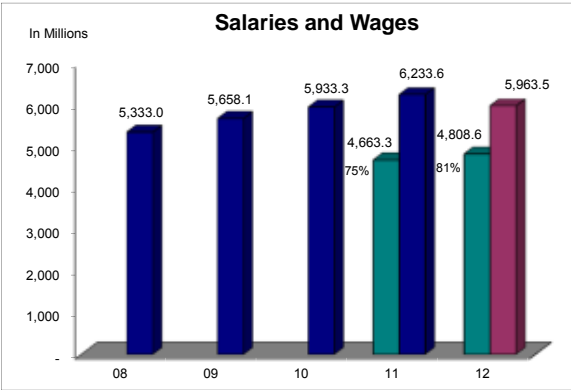
KEY

-  **Actual Annual Amounts**
(SOURCE: Annual Financial Reports)
-  **Adjustment to Actual Annual Amounts to exclude the Increase in Net OPEB Obligation**
(SOURCE: Annual Financial Reports)
-  **Budget amounts**
(SOURCE: Operating Budget Summary)
-  **Projected Amounts based on the average change of the previous three years of data**
-  **Monthly Financial Report Year-to-Date Amounts**
-  **Annual State Net Revenue Collections**
(SOURCE: Texas Revenue History by Source and Texas Net Revenue by Source, State Comptroller's Office)
-  **Year-to-Date State Net Revenue Collections**
(SOURCE: State Comptroller's Office)
-  **Estimated State Revenue Collections**
(SOURCE: Biennial Revenue Estimate, State Comptroller's Office)
-  **Annual and Quarterly Average of FTEs**
(SOURCE: State Auditor's Office Quarterly FTE Report)
-  **Year-to-Date Margin**
(SOURCE: Monthly Financial Report)
-  **Projected Amounts based on Monthly Financial Report**
-  **Year-to-Date Margin**
(SOURCE: Monthly Financial Report)
-  **Target Normalized Rates**
-  **Aaa Median**
(SOURCE: Moody's)
-  **A2 Median**
(SOURCE: Moody's)
-  **Good Facilities Condition Index (Below 5%)**
-  **Fair Facilities Condition Index (5% - 10%)**

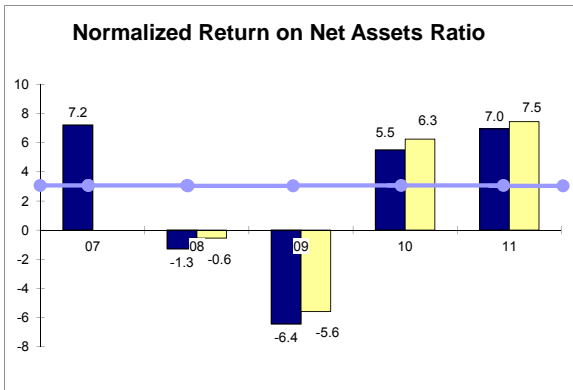
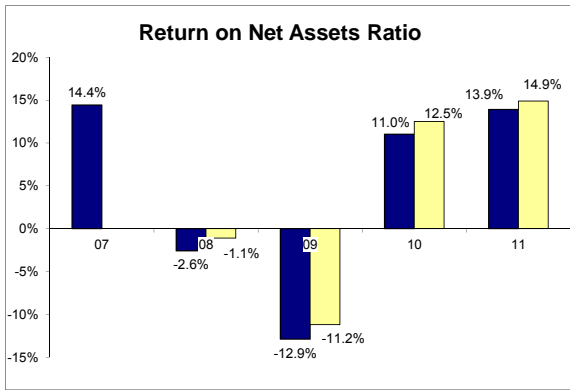
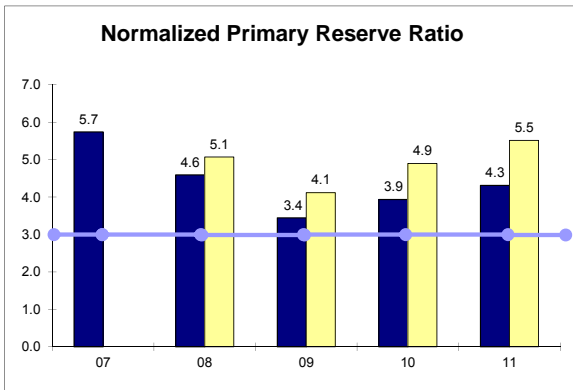
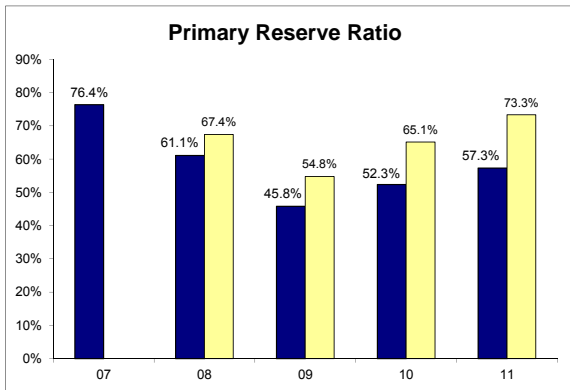
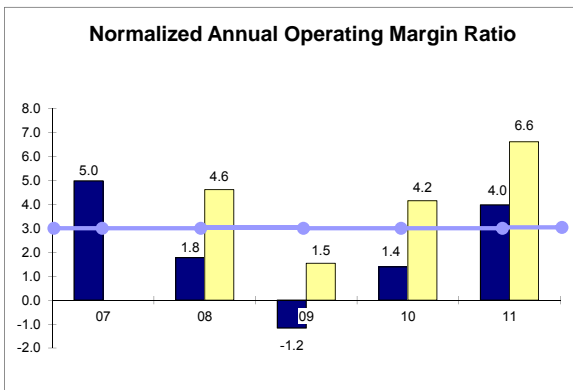
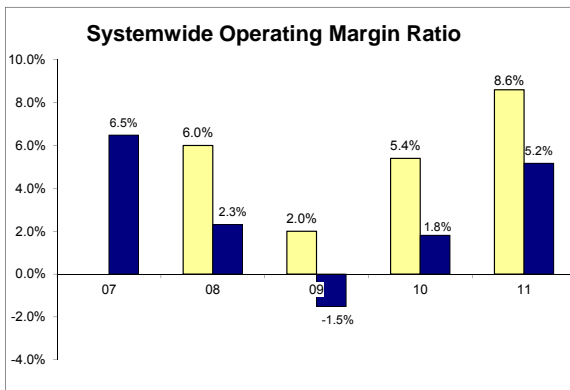
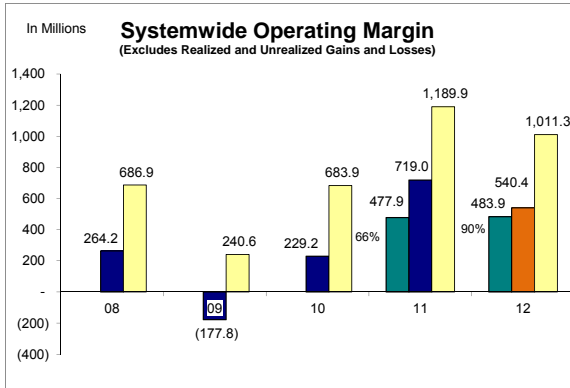
**KEY INDICATORS OF REVENUES
ACTUAL 2008 THROUGH 2011
PROJECTED 2012
YEAR-TO-DATE 2011 AND 2012 FROM MAY MONTHLY FINANCIAL REPORT**



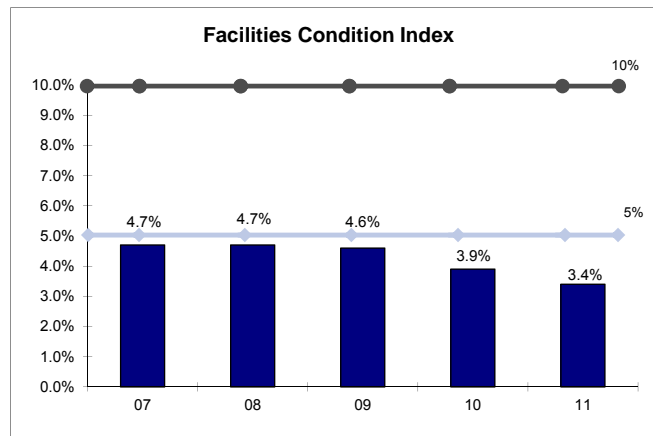
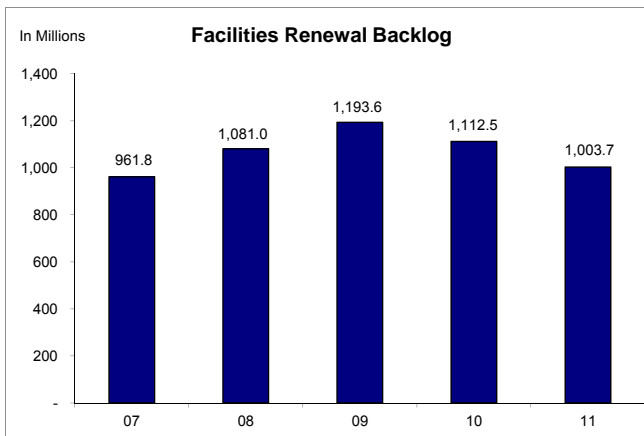
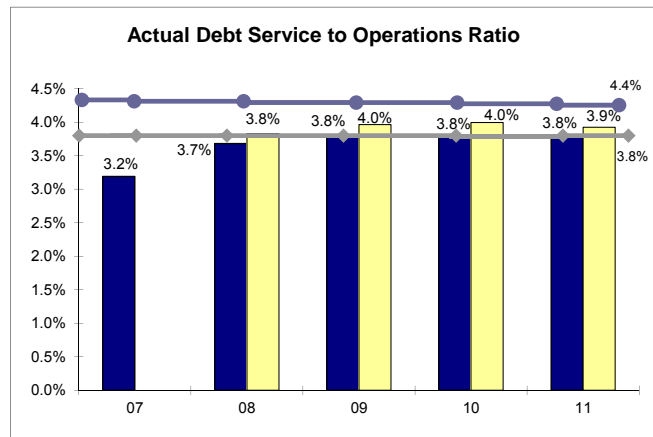
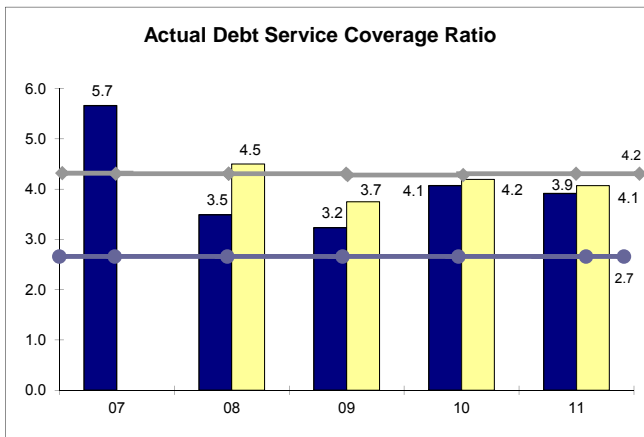
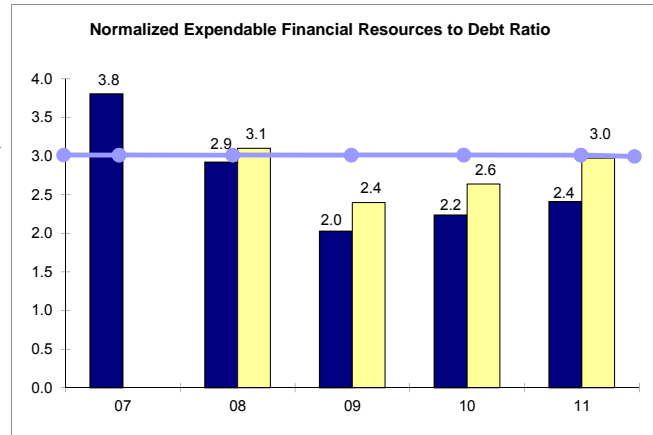
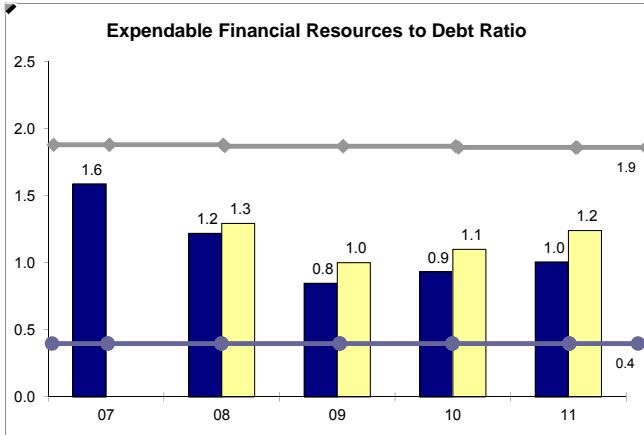
KEY INDICATORS OF EXPENSES
ACTUAL 2008 THROUGH 2011
PROJECTED 2012
YEAR-TO-DATE 2011 AND 2012 FROM MAY MONTHLY FINANCIAL REPORT



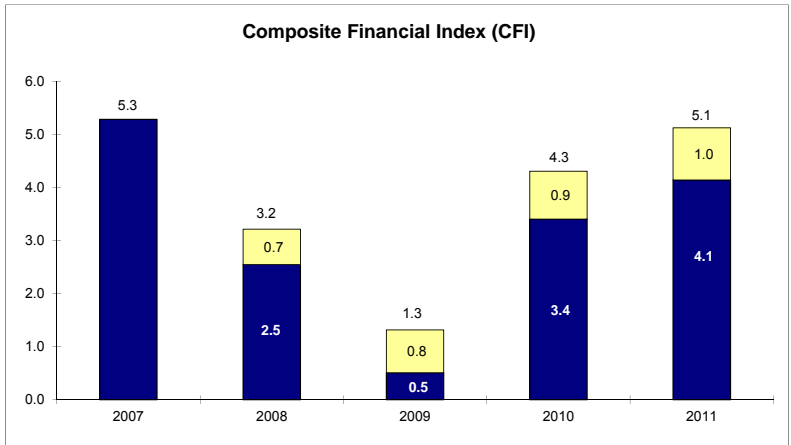
KEY INDICATORS OF RESERVES
ACTUAL 2007 THROUGH 2011
PROJECTED 2012
YEAR-TO-DATE 2011 AND 2012 FROM MAY MONTHLY FINANCIAL REPORT



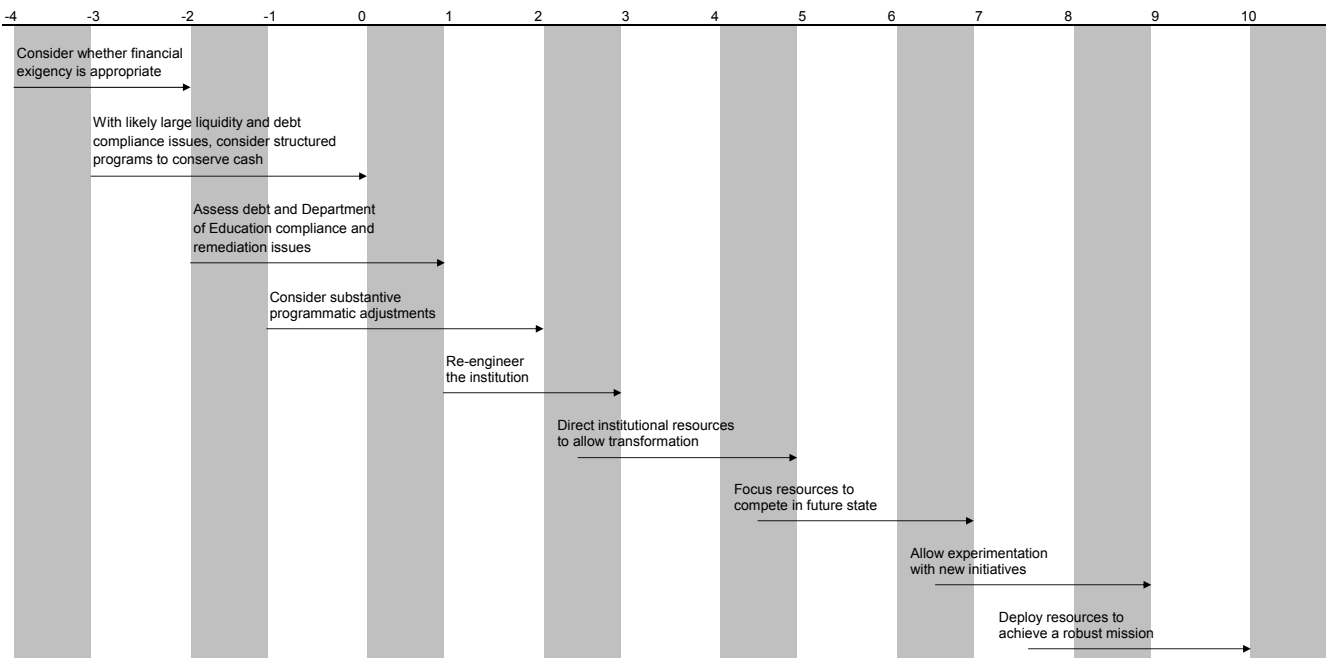
KEY INDICATORS OF CAPITAL NEEDS AND CAPACITY 2007 THROUGH 2011



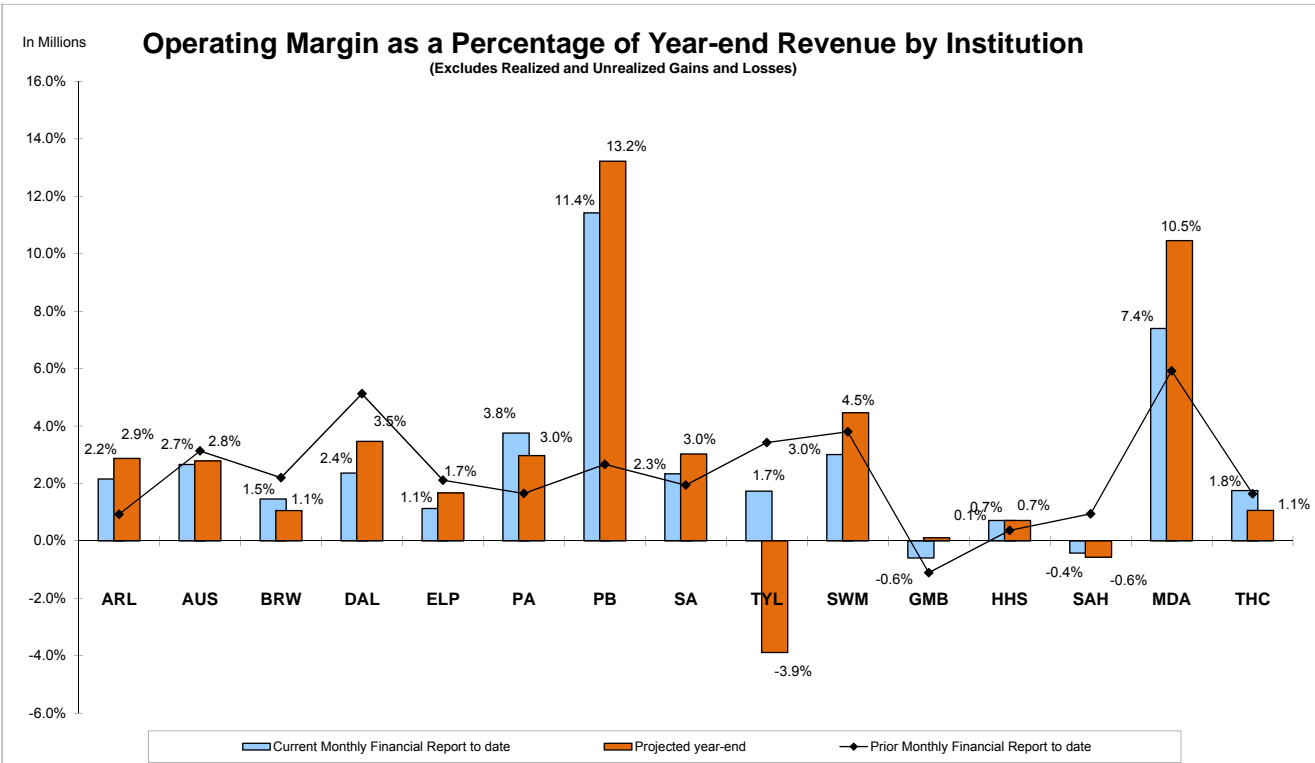
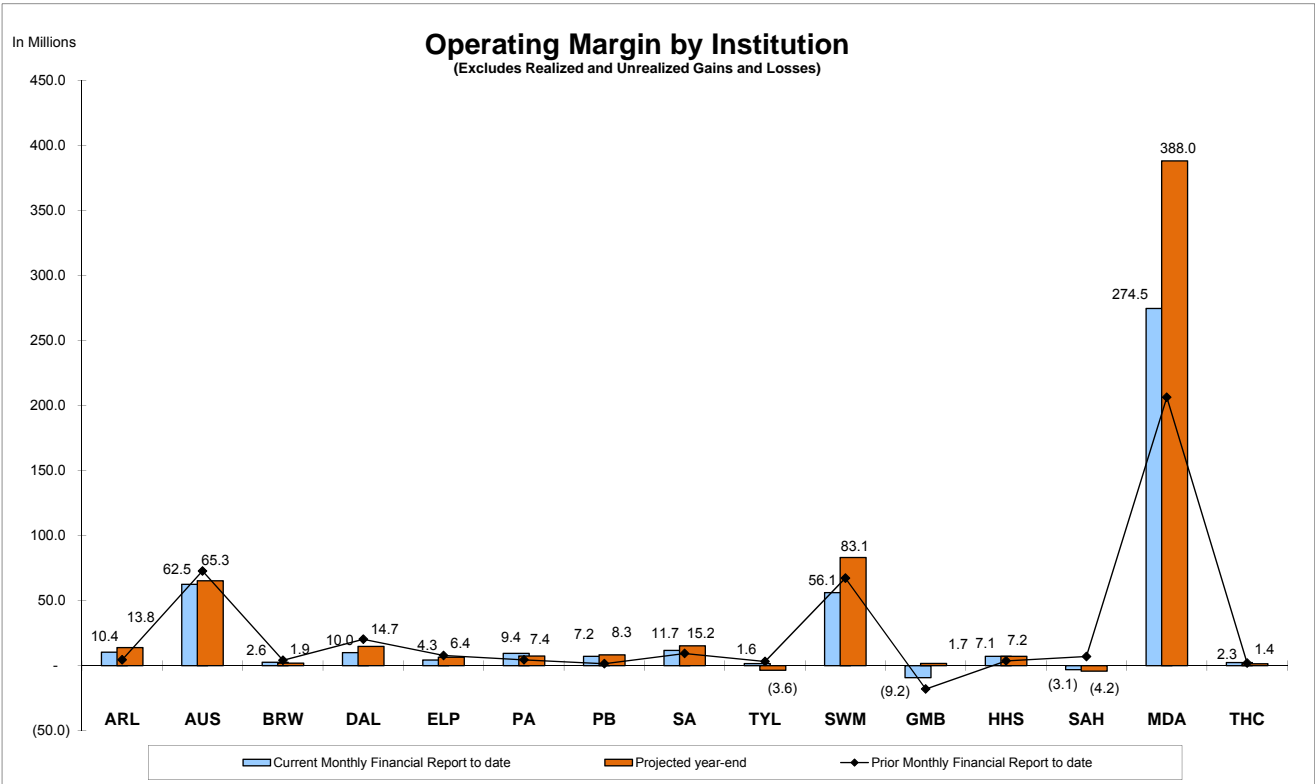
**KEY INDICATORS OF FINANCIAL HEALTH
2007 THROUGH 2011**



Scale for Charting CFI Performance



KEY INDICATORS OF RESERVES
YEAR-TO-DATE 2011 AND 2012 FROM MAY MONTHLY FINANCIAL REPORT
PROJECTED 2012 YEAR-END MARGIN



THE UNIVERSITY OF TEXAS SYSTEM
OFFICE OF THE CONTROLLER

MONTHLY FINANCIAL REPORT
(unaudited)

JUNE 2012



201 Seventh Street, ASH 5th Floor
Austin, Texas 78701
512.499.4527
www.utsystem.edu/cont

**THE UNIVERSITY OF TEXAS SYSTEM
MONTHLY FINANCIAL REPORT
(Unaudited)
FOR THE TEN MONTHS ENDING
JUNE 30, 2012**

**The University of Texas System
Monthly Financial Report**

Foreword

The Monthly Financial Report (MFR) compares the results of operations between the current year-to-date cumulative amounts and the prior year-to-date cumulative amounts. Explanations are provided for institutions having the largest variances in Adjusted Income (Loss) year-to-date as compared to the prior year, both in terms of dollars and percentages. In addition, although no significant variance may exist, institutions with losses may be discussed.

The data is reported in three sections: (1) Operating Revenues, (2) Operating Expenses and (3) Other Nonoperating Adjustments. Presentation of state appropriation revenues are required under GASB 35 to be reflected as nonoperating revenues, so all institutions will report an Operating Loss prior to this adjustment. The MFR provides an Adjusted Income (Loss), which takes into account the nonoperating adjustments associated with core operating activities. An Adjusted Margin (as a percentage of operating and nonoperating revenue adjustments) is calculated for each period and is intended to reflect relative operating contributions to financial health.

UNAUDITED

The University of Texas System Consolidated
 Monthly Financial Report, Comparison of Operating Results and Margin
 For the Period Ending June 30, 2012

	June Year-to-Date FY 2012	June Year-to-Date FY 2011	Variance	Fluctuation Percentage
Operating Revenues				
Net Student Tuition	1,181,967,312.03	1,092,008,206.91	89,959,105.12	8.2%
Sponsored Programs	2,276,518,804.51	2,380,804,325.96	(104,285,521.45)	-4.4%
Net Sales and Services of Educational Activities	466,946,904.19	495,654,193.12	(28,707,288.93)	-5.8%
Net Sales and Services of Hospitals	3,417,921,877.38	2,997,404,280.86	420,517,596.52	14.0%
Net Professional Fees	1,010,671,513.28	982,398,746.23	28,272,767.05	2.9%
Net Auxiliary Enterprises	396,321,615.30	364,692,255.55	31,629,359.75	8.7%
Other Operating Revenues	132,995,685.01	131,891,807.91	1,103,877.10	0.8%
Total Operating Revenues	8,883,343,711.70	8,444,853,816.54	438,489,895.16	5.2%
Operating Expenses				
Salaries and Wages	5,340,312,797.99	5,173,352,012.50	166,960,785.49	3.2%
Payroll Related Costs	1,333,072,927.08	1,308,660,650.87	24,412,276.21	1.9%
Cost of Goods Sold	80,003,265.67	77,641,403.03	2,361,862.64	3.0%
Professional Fees and Services	288,955,354.45	277,983,133.65	10,972,220.80	3.9%
Other Contracted Services	459,398,247.79	426,820,926.35	32,577,321.44	7.6%
Travel	108,201,089.96	103,910,605.21	4,290,484.75	4.1%
Materials and Supplies	1,156,019,201.51	1,058,388,599.11	97,630,602.40	9.2%
Utilities	247,736,552.74	253,788,681.14	(6,052,128.40)	-2.4%
Communications	99,304,455.13	102,245,332.49	(2,940,877.36)	-2.9%
Repairs and Maintenance	199,728,609.19	197,693,921.78	2,034,687.41	1.0%
Rentals and Leases	112,515,083.04	115,407,085.89	(2,892,002.85)	-2.5%
Printing and Reproduction	25,456,096.82	26,671,882.53	(1,215,785.71)	-4.6%
Bad Debt Expense	1,245,423.00	845,909.00	399,514.00	47.2%
Claims and Losses	10,262,770.10	12,471,727.48	(2,208,957.38)	-17.7%
Increase in Net OPEB Obligation	392,407,443.33	378,948,178.33	13,459,265.00	3.6%
Scholarships and Fellowships	386,124,456.08	398,135,604.82	(12,011,148.74)	-3.0%
Depreciation and Amortization	819,124,491.32	718,558,358.64	100,566,132.68	14.0%
Federal Sponsored Program Pass-Through to Other State Agencies	21,772,880.53	23,400,336.87	(1,627,456.34)	-7.0%
State Sponsored Program Pass-Through to Other State Agencies	1,480,248.88	1,871,104.44	(390,855.56)	-20.9%
Other Operating Expenses	280,219,926.95	296,645,351.02	(16,425,424.07)	-5.5%
Total Operating Expenses	11,363,341,321.56	10,953,440,805.15	409,900,516.41	3.7%
Operating Loss	(2,479,997,609.86)	(2,508,586,988.61)	28,589,378.75	1.1%
Other Nonoperating Adjustments				
State Appropriations	1,580,412,977.58	1,589,098,237.42	(8,685,259.84)	-0.5%
Nonexchange Sponsored Programs	307,076,822.40	343,183,983.60	(36,107,161.20)	-10.5%
Gift Contributions for Operations	270,709,077.32	259,404,832.06	11,304,245.26	4.4%
Net Investment Income	1,068,811,180.24	1,041,433,966.10	27,377,214.14	2.6%
Interest Expense on Capital Asset Financings	(223,920,757.04)	(223,212,706.81)	(708,050.23)	-0.3%
Net Other Nonoperating Adjustments	3,003,089,300.50	3,009,908,312.37	(6,819,011.87)	-0.2%
Adjusted Income (Loss) including Depreciation & Amortization	523,091,690.64	501,321,323.76	21,770,366.88	4.3%
Adjusted Margin % including Depreciation & Amortization	4.3%	4.3%		
Investment Gain (Losses)	(62,864,633.28)	3,134,497,340.80	(3,197,361,974.08)	-102.0%
Adj. Inc. (Loss) with Investment Gains (Losses)	460,227,057.36	3,635,818,664.56	(3,175,591,607.20)	-87.3%
Adj. Margin % with Investment Gains (Losses)	3.8%	24.5%		
Adjusted Income (Loss) excluding Depreciation & Amortization	1,342,216,181.96	1,219,879,682.40	122,336,499.56	10.0%
Adjusted Margin % excluding Depreciation & Amortization	11.1%	10.4%		

**The University of Texas System
Comparison of Adjusted Income (Loss)
For the Ten Months Ending June 30, 2012**

	<u>Including Depreciation and Amortization Expense</u>				Fluctuation Percentage
	June Year-to-Date FY 2012	June Year-to-Date FY 2011	Variance		
UT System Administration	\$ 191,702,343.39	\$ 225,181,579.34	(33,479,235.95)	(1)	-14.9%
UT Arlington	11,056,978.57	4,717,406.45	6,339,572.12	(2)	134.4%
UT Austin	63,540,548.15	69,528,321.16	(5,987,773.01)		-8.6%
UT Brownsville	1,984,284.59	4,214,464.45	(2,230,179.86)	(3)	-52.9%
UT Dallas	11,190,344.27	13,727,718.55	(2,537,374.28)		-18.5%
UT El Paso	5,543,189.61	8,832,508.01	(3,289,318.40)	(4)	-37.2%
UT Pan American	11,781,507.22	7,549,299.12	4,232,208.10	(5)	56.1%
UT Permian Basin	7,308,567.93	891,302.82	6,417,265.11	(6)	720.0%
UT San Antonio	13,318,191.40	11,976,402.79	1,341,788.61		11.2%
UT Tyler	(277,437.37)	1,378,375.45	(1,655,812.82)	(7)	-120.1%
UT Southwestern Medical Center	68,871,811.83	74,140,785.71	(5,268,973.88)		-7.1%
UT Medical Branch - Galveston	(9,797,565.02)	(16,091,140.44)	6,293,575.42	(8)	39.1%
UT Health Science Center - Houston	6,568,562.88	2,237,471.17	4,331,091.71	(9)	193.6%
UT Health Science Center - San Antonio	(3,038,887.19)	7,131,831.32	(10,170,718.51)	(10)	-142.6%
UT MD Anderson Cancer Center	289,514,975.78	231,929,276.40	57,585,699.38	(11)	24.8%
UT Health Science Center - Tyler	3,457,607.93	2,000,721.46	1,456,886.47	(12)	72.8%
Elimination of AUF Transfer	(149,633,333.33)	(148,025,000.00)	(1,608,333.33)		-1.1%
Total Adjusted Income (Loss)	523,091,690.64	501,321,323.76	21,770,366.88		4.3%
Investment Gains (Losses)	(62,864,633.28)	3,134,497,340.80	(3,197,361,974.08)		-102.0%
Total Adjusted Income (Loss) with Investment Gains (Losses) Including Depreciation and Amortization	\$ 460,227,057.36	\$ 3,635,818,664.56	\$ (3,175,591,607.20)		-87.3%

	<u>Excluding Depreciation and Amortization Expense</u>				Fluctuation Percentage
	June Year-to-Date FY 2012	June Year-to-Date FY 2011	Variance		
UT System Administration	\$ 197,979,136.73	\$ 235,537,894.70	(37,558,757.97)		-15.9%
UT Arlington	39,962,847.08	33,504,543.68	6,458,303.40		19.3%
UT Austin	261,148,463.44	234,291,305.03	26,857,158.41		11.5%
UT Brownsville	8,525,084.93	8,979,792.71	(454,707.78)		-5.1%
UT Dallas	42,584,605.38	40,366,809.12	2,217,796.26		5.5%
UT El Paso	26,092,693.06	24,440,984.85	1,651,708.21		6.8%
UT Pan American	23,571,828.99	19,390,937.79	4,180,891.20		21.6%
UT Permian Basin	16,266,901.26	5,563,230.05	10,703,671.21		192.4%
UT San Antonio	47,290,109.94	44,544,433.35	2,745,676.59		6.2%
UT Tyler	9,079,804.28	10,447,871.49	(1,368,067.21)		-13.1%
UT Southwestern Medical Center	154,997,226.43	148,614,985.29	6,382,241.14		4.3%
UT Medical Branch - Galveston	60,518,949.57	50,317,148.46	10,201,801.11		20.3%
UT Health Science Center - Houston	49,666,730.65	43,015,350.73	6,651,379.92		15.5%
UT Health Science Center - San Antonio	35,294,446.14	37,381,831.32	(2,087,385.18)		-5.6%
UT MD Anderson Cancer Center	508,090,656.72	423,810,983.10	84,279,673.62		19.9%
UT Health Science Center - Tyler	10,780,030.69	7,696,580.73	3,083,449.96		40.1%
Elimination of AUF Transfer	(149,633,333.33)	(148,025,000.00)	(1,608,333.33)		-1.1%
Total Adjusted Income (Loss)	1,342,216,181.96	1,219,879,682.40	122,336,499.56		10.0%
Total Adjusted Income (Loss) Excluding Depreciation and Amortization	\$ 1,342,216,181.96	\$ 1,219,879,682.40	\$ 122,336,499.56		10.0%

THE UNIVERSITY OF TEXAS SYSTEM
EXPLANATION OF VARIANCES ON THE MONTHLY FINANCIAL REPORT
For the Ten Months Ending June 30, 2012

Explanations are provided for institutions having the largest variances in adjusted income (loss) year-to-date as compared to the prior year, both in terms of dollars and percentages. Explanations are also provided for institutions with a current year-to-date adjusted loss and/or a projected year-to-date loss.

- (1) UT System Administration - The \$33.5 million (14.9%) decrease in adjusted income over the same period last year was primarily due to a decrease in net other operating revenues and increases in repairs and maintenance and materials and supplies. The decrease in net other operating revenues was due to an increase in inpatient medical care utilization for *UT System's* self-insured medical/dental plan, the Affordable Care Act expanding the population of insured, and *UT System* offering twice the amount of basic and accidental death and dismemberment insurance to employees. The increase in repairs and maintenance and materials and supplies was due to the Board of Regents approving Oracle Maintenance expenses and Microsoft License Fees for the entire *UT System* to be paid by *UT System Administration* in 2012. Excluding depreciation and amortization expense, *UT System Administration's* adjusted income was \$198.0 million or 26.2%.
- (2) UT Arlington - The \$6.3 million (134.4%) increase in adjusted income over the same period last year was primarily attributable to an increase in tuition and fees due to increased enrollment and an increase in sales and services of educational activities due to an increase in the Executive MBA Program. Excluding depreciation and amortization expense, *UT Arlington's* adjusted income was \$40.0 million or 10.0%.
- (3) UT Brownsville - The \$2.2 million (52.9%) decrease in adjusted income over the same period last year was primarily due to a decrease in state appropriations resulting from the state-wide budget cuts mandated by the state's leadership. Excluding depreciation and amortization expense, *UT Brownsville's* adjusted income was \$8.5 million or 5.7%.
- (4) UT El Paso - The \$3.3 million (37.2%) decrease in adjusted income over the same period last year was primarily due to an increase in depreciation and amortization expense and a decrease in state appropriations. Depreciation and amortization expense increased due to a full year of depreciation on the College of Health Sciences/School of Nursing building, as well as the addition of the Chemistry and Computer Science building, Swimming and Fitness Center, and Schuster Parking Garage which were placed into service this year. State appropriations decreased as a result of the state-wide budget cuts mandated by the state's leadership. Excluding depreciation and amortization expense, *UT El Paso's* adjusted income was \$26.1 million or 8.1%.
- (5) UT Pan American - The \$4.2 million (56.1%) increase in adjusted income over the same period last year was primarily due to decreases in the following: a decrease in salaries and wages and payroll related costs as a result of the reduction in force and voluntary separation incentive program during the first quarter of 2011; a reduction in utilities due to lower electric rates as a result of a new contract and energy supplier; a decrease in other operating expenses related to decreased information technology administrative support and fewer project expenses in 2012; and a reduction in repairs and maintenance due to the Board of Regents not requiring the institutions to pay for the Microsoft license fee in 2012. In addition, gift contributions for operations increased over the prior year. Excluding depreciation and amortization expense, *UT Pan American's* adjusted income was \$23.6 million or 10.9%.
- (6) UT Permian Basin - The \$6.4 million (720.0%) increase in adjusted income over the same period last year was primarily due to a \$6.9 million reduction in scholarships and fellowships expense to correct an overstatement of these expenses which occurred in 2011. The correction was identified by specialists hired by *UT System Administration* after the 2011 AFR was completed. Excluding depreciation and amortization expense, *UT Permian Basin's* adjusted income was \$16.3 million or 30.9%. Due to the correction of the overstated scholarships and fellowships expense, *UT Permian Basin* is no longer forecasting a year-end loss.
- (7) UT Tyler - The \$1.7 million (120.1%) decrease in adjusted income over the same period last year was primarily attributable to an increase in salaries and wages expense and payroll related costs due to increased personnel for the newly acquired Science Discovery Place, filling of the previous year's vacancies, and a one-time merit increase. As a result, *UT Tyler* incurred a year-to-date loss of \$0.3 million. Excluding depreciation and amortization expense, *UT Tyler's* adjusted income was \$9.1 million or 11.4%. *UT Tyler* anticipates ending the year with a \$3.5 million loss which

represents -3.8% of projected revenues and includes \$11.2 million of depreciation and amortization expense. The projected loss is the result of the following: an increase in salaries and wages expense and payroll related costs; the absence of ARRA funding in 2012; fewer projected gift contributions for operations; and a number of campus renovation projects that will likely be expensed. *UT Tyler's* use of prior year balances was approved by *UT System Administration* for 2012 for one-time nonrecurring expenses.

- (8) *UT Medical Branch - Galveston* - The \$6.3 million (39.1%) decrease in adjusted loss over the same period last year was primarily due to a decrease in overall total operating expenses. The decreases in expenses are mainly associated with Correctional Managed Care, patient care costs, and hospital contracts. Although total operating expenses decreased \$23.6 million, *UTMB* still incurred a year-to-date loss of \$9.8 million primarily due to lower than anticipated net patient care revenue. *UTMB* asked the Legislative Budget Board (LBB) to approve use of a portion of the \$150 million *Ike* appropriation to offset non-Federal Emergency Management Agency (FEMA) reimbursed operating expenses incurred in 2012. In June the LBB approved *UTMB's* request to reimburse \$6.7 million of the \$150 million *Ike* appropriation. Of the \$6.7 million, \$5.1 million was recognized as operating revenue and the remaining \$1.6 million as capital revenue. In December, the LBB approved the use of the \$6.3 million remaining balance in the Supplemental Appropriations Request (SAR) from the previous biennium to offset Texas Department of Criminal Justice (TDCJ) contract losses. The LBB also authorized TDCJ to draw on 2013 appropriations to cover 2012 contract losses. *UTMB* has recognized the entire \$6.3 million remaining SAR and \$7.9 million from the 2013 spend-forward funding. *UTMB* is forecasting a \$5 million loss, which represents -0.3% of projected revenues and includes \$83.8 million of depreciation expense.
- (9) *UT Health Science Center - Houston* - The \$4.3 million (193.6%) increase in adjusted income over the same period last year was primarily due to the recognition of \$2.6 million in loan forgiveness related to UT Physicians' loan with Memorial Hermann Hospital System (MHH), and a \$1.3 million increase in the Hemophilia/Thrombophilia Pharmacy Program due to price increases, increase in commercial payors and increased usage. Excluding depreciation and amortization expense, *UTHSC-Houston's* adjusted income was \$49.7 million or 5.9%.
- (10) *UT Health Science Center - San Antonio* - The \$10.2 million (142.6%) decrease in adjusted income over the same period last year was primarily due to an annual decrease of approximately \$25 million in state appropriations resulting from the state-wide budget cuts mandated by the state's leadership. Further exacerbating the decline was a calculation error identified by the LBB that reduced *UTHSC-San Antonio's* House Bill 4 (HB4) supplemental appropriations by \$2 million (\$1 million was intended each for 2012 and 2013 operations), as well as the Governor's request for *UTHSC-San Antonio* to recognize \$8 million of HB4 supplemental appropriations in 2011 to meet a certain "maintenance of effort" test in order for the state to retain federal funds (\$4 million was intended each for 2012 and 2013 operations). The impact from the subsequent determinations on the treatment of *UTHSC-San Antonio's* HB4 supplemental appropriations is an additional loss of \$5 million in State Appropriations revenue for 2012 and 2013, creating an adjusted budget operating loss of \$8.8 million compared to an initial budget loss of \$3.8 million. Additionally, depreciation and amortization expense increased by \$8 million due to the opening of the South Texas Research Facility in October of 2011. Offsetting these losses are enhanced clinical operations, planned cost containment, and efficiency measures implemented by the schools and administrative units. As a result, *UTHSC-San Antonio* incurred a year-to-date loss of \$3.0 million, a \$5.8 million improvement over its adjusted budgeted loss. Excluding depreciation and amortization expense, *UTHSC-San Antonio's* adjusted income was \$35.3 million or 5.9%. *UTHSC-San Antonio* anticipates ending the year with a \$4.5 million loss due to the reductions in state appropriations and treatment of HB4 supplemental appropriations imposed by the state's leadership for the 2012-2013 biennium (\$4.6 million). The projected loss of \$4.5 million represents -0.6% of projected revenues, includes \$46 million of depreciation and amortization expense, and is supported by \$199.1 million of unrestricted net assets.
- (11) *UT MD Anderson Cancer Center* - The \$57.6 million (24.8%) increase in adjusted income over the same period last year was primarily due to an increase in net sales and services of hospitals as a result of increased inpatient and outpatient visits. Excluding depreciation and amortization expense, *MD Anderson's* adjusted income was \$508.1 million or 16.6%.
- (12) *UT Health Science Center - Tyler* - The \$1.5 million (72.8%) increase in adjusted income over the same period last year was primarily attributable to an increase in state appropriations as a result of HB4 Section 42 additional state support in 2012. Excluding depreciation and amortization expense, *UTHSC - Tyler's* adjusted income was \$10.8 million or 10.5%.

GLOSSARY OF TERMS

OPERATING REVENUES:

NET STUDENT TUITION - All student tuition and fee revenues earned at the UT institution for educational purposes, net of tuition discounting.

SPONSORED PROGRAMS - Funding received from local, state and federal governments or private agencies, organizations or individuals, excluding Federal Pell Grant Program which is reported as nonoperating. Includes amounts received for services performed on grants, contracts, and agreements from these entities for current operations. This also includes indirect cost recoveries and pass-through federal and state grants.

NET SALES AND SERVICES OF EDUCATIONAL ACTIVITIES - Revenues that are related to the conduct of instruction, research, and public service and revenues from activities that exist to provide an instructional and laboratory experience for students that create goods and services that may be sold.

NET SALES AND SERVICES OF HOSPITALS - Revenues (net of discounts, allowances, and bad debt expense) generated from UT health institution's daily patient care, special or other services, as well as revenues from health clinics that are part of a hospital.

NET PROFESSIONAL FEES - Revenues (net of discounts, allowances, and bad debt expense) derived from the fees charged by the professional staffs at UT health institutions as part of the Medical Practice Plans. These revenues are also identified as Practice Plan income. Examples of such fees include doctor's fees for clinic visits, medical and dental procedures, professional opinions, and anatomical procedures, such as analysis of specimens after a surgical procedure, etc.

NET AUXILIARY ENTERPRISES - Revenues derived from a service to students, faculty, or staff in which a fee is charged that is directly related to, although not necessarily equal to the cost of the service (e.g., bookstores, dormitories, dining halls, snack bars, inter-collegiate athletic programs, etc.).

OTHER OPERATING REVENUES - Other revenues generated from sales or services provided to meet current fiscal year operating expenses, which are not included in the preceding categories (e.g., certified nonprofit healthcare company revenues, donated drugs, interest on student loans, etc.) Other receipts for settlements, judgments and lawsuits are considered nonoperating revenues.

OPERATING EXPENSES:

SALARIES AND WAGES - Expenses for all salaries and wages of individuals employed by the institution including full-time, part-time, longevity, hourly, seasonal, etc. Includes salary augmentation and incentive compensation.

PAYROLL RELATED COSTS - Expenses for all employee benefits paid by the institution or paid by the state on behalf of the institution. Includes supplemental retirement annuities.

COST OF GOODS SOLD - Purchases of goods for resale and raw materials purchased for use in the manufacture of products intended for sale to others.

PROFESSIONAL FEES AND SERVICES - Payments for services rendered on a fee, contract, or other basis by a person, firm, corporation, or company recognized as possessing a high degree of learning and responsibility. Includes such items as services of a consultant, legal counsel, financial or audit fees, medical contracted services, guest lecturers (not employees) and expert witnesses.

OTHER CONTRACTED SERVICES - Payments for services rendered on a contractual basis by a person, firm, corporation or company that possess a lesser degree of learning and responsibility than that required for Professional Fees and Services. Includes such items as temporary employment expenses, janitorial services, dry cleaning services, etc.

TRAVEL - Payments for travel costs incurred by employees and board members for meetings and training.

MATERIALS AND SUPPLIES - Payments for consumable items. Includes, but is not limited to: computer consumables, office supplies, paper products, soap, lights, plants, fuels and lubricants, chemicals and gasses, medical supplies and copier supplies. Also includes postal services, and subscriptions and other publications not for permanent retention.

UTILITIES - Payments for the purchase of electricity, natural gas, water, and thermal energy.

COMMUNICATIONS - Electronically transmitted communications services (telephone, internet, computation center services, etc.).

REPAIRS AND MAINTENANCE - Payments for the maintenance and repair of equipment, furnishings, motor vehicles, buildings and other plant facilities, and waste disposal. Includes, but is not limited to repair and maintenance to copy machines, furnishings, equipment - including medical and laboratory equipment, office equipment and aircraft.

RENTALS AND LEASES - Payments for rentals or leases of furnishings and equipment, vehicles, land and office buildings (all rental of space).

PRINTING AND REPRODUCTION - Printing and reproduction costs associated with the printing/copying of the institution's documents and publications.

BAD DEBT EXPENSE - Expenses incurred by the university related to nonrevenue receivables such as non-payment of student loans.

CLAIMS AND LOSSES - Payments for claims from self-insurance programs. Other claims for settlements, judgments and lawsuits are considered nonoperating expenses.

INCREASE IN NET OPEB OBLIGATION - The change in the actuarially estimated liability of the cost of providing healthcare benefits to UT System's employees after they separate from employment (retire).

SCHOLARSHIPS AND FELLOWSHIPS - Payments made for scholarship grants to students authorized by law, net of tuition discounting.

FEDERAL SPONSORED PROGRAM PASS-THROUGHS TO OTHER STATE AGENCIES - Pass-throughs to other Texas state agencies, including other universities, of federal grants and contracts.

STATE SPONSORED PROGRAM PASS-THROUGHS TO OTHER STATE AGENCIES - Pass-throughs to other Texas state agencies, including Texas universities.

DEPRECIATION AND AMORTIZATION - Depreciation on capital assets and amortization expense on intangible assets.

OTHER OPERATING EXPENSES - Other operating expenses not identified in other line items above (e.g., certified non-profit healthcare company expenses, property taxes, insurance premiums, credit card fees, hazardous waste disposal expenses, meetings and conferences, etc.). Other claims for settlements, judgments and lawsuits are considered nonoperating expenses.

OPERATING LOSS - Total operating revenues less total operating expenses before other nonoperating adjustments like state appropriations.

OTHER NONOPERATING ADJUSTMENTS:

STATE APPROPRIATIONS - Appropriations from the State General Revenue fund, which supplement the UT institutional revenue in meeting operating expenses, such as faculty salaries, utilities, and institutional support.

NONEXCHANGE SPONSORED PROGRAMS - Funding received for the Federal Pell Grant Program, the portion of "state appropriations" funded by the American Recovery and Reinvestment Act, Texas Research Incentive Program (TRIP) and Enrollment Growth funding.

GIFT CONTRIBUTIONS FOR OPERATIONS - Consist of gifts from donors received for use in current operations, excluding gifts for capital acquisition and endowment gifts. Gifts for capital acquisition which can only be used to build or buy capital assets are excluded because they cannot be used to support current operations. Endowment gifts must be held in perpetuity and cannot be spent. The distributed income from endowment gifts must be spent according to the donor's stipulations.

NET INVESTMENT INCOME (on institutions' sheets) - Interest and dividend income on treasury balances, bank accounts, Short Term Fund, Intermediate Term Fund and Long Term Fund. It also includes distributed earnings from the Permanent Health Fund and patent and royalty income.

NET INVESTMENT INCOME (on the consolidated sheet) - Interest and dividend earnings of the Permanent University Fund, Short Term Fund, Intermediate Term Fund, Long Term Fund and Permanent Health Fund. This line item also includes the Available University Fund surface income, oil and gas royalties, and mineral lease bonus sales.

INTEREST EXPENSE ON CAPITAL ASSET FINANCINGS - Interest expenses associated with bond and note borrowings utilized to finance capital improvement projects by an institution. This consists of the interest portion of mandatory debt service transfers under the Revenue Financing System, Tuition Revenue bond and Permanent University Fund (PUF) bond programs. PUF interest expense is reported on System Administration as the debt legally belongs to the Board of Regents.

ADJUSTED INCOME (LOSS) including Depreciation and Amortization - Total operating revenues less total operating expenses including depreciation and amortization expense plus net other nonoperating adjustments.

ADJUSTED MARGIN % including Depreciation and Amortization - Percentage of Adjusted Income (Loss) including depreciation and amortization expense divided by Total Operating Revenues plus Net Nonoperating Adjustments less Interest Expense on Capital Asset Financings.

AVAILABLE UNIVERSITY FUND TRANSFER - Includes Available University Fund (AUF) transfer to System Administration for Educational and General operations and to UT Austin for Excellence Funding. These transfers are funded by investment earnings from the Permanent University Fund (PUF), which are required by law to be reported in the PUF at System Administration. On the MFR, investment income for System Administration has been reduced for the amount of the System Administration transfer so as not to overstate investment income for System Administration. The AUF transfers are eliminated at the consolidated level to avoid overstating System-wide revenues, as the amounts will be reflected as transfers at year-end.

INVESTMENT GAINS (LOSSES) - Realized and unrealized gains and losses on investments.

ADJUSTED INCOME (LOSS) excluding Depreciation and Amortization - Total operating revenues less total operating expenses excluding depreciation and amortization expense plus net other nonoperating adjustments.

ADJUSTED MARGIN % excluding Depreciation and Amortization - Percentage of Adjusted Income (Loss) excluding depreciation and amortization expense divided by Total Operating Revenues plus Net Nonoperating Adjustments less Interest Expense on Capital Asset Financings.

UNAUDITED

The University of Texas System Administration
 Monthly Financial Report, Comparison of Operating Results and Margin
 For the Period Ending June 30, 2012

	June Year-to-Date FY 2012	June Year-to-Date FY 2011	Variance	Fluctuation Percentage
Operating Revenues				
Sponsored Programs	14,767,048.43	13,840,975.98	926,072.45	6.7%
Net Sales and Services of Educational Activities	36,098,036.29	24,454,197.26	11,643,839.03	47.6%
Other Operating Revenues	18,416,422.65	51,822,573.82	(33,406,151.17)	-64.5%
Total Operating Revenues	69,281,507.37	90,117,747.06	(20,836,239.69)	-23.1%
Operating Expenses				
Salaries and Wages	27,993,173.45	26,921,511.38	1,071,662.07	4.0%
Payroll Related Costs	6,921,487.19	7,333,069.52	(411,582.33)	-5.6%
Professional Fees and Services	5,542,276.83	2,344,146.67	3,198,130.16	136.4%
Other Contracted Services	8,434,848.65	5,549,104.23	2,885,744.42	52.0%
Travel	1,106,851.90	1,046,973.15	59,878.75	5.7%
Materials and Supplies	8,809,616.42	2,360,817.60	6,448,798.82	273.2%
Utilities	444,704.30	421,401.02	23,303.28	5.5%
Communications	2,980,373.77	2,716,935.73	263,438.04	9.7%
Repairs and Maintenance	11,568,366.42	810,973.29	10,757,393.13	1,326.5%
Rentals and Leases	613,275.49	568,165.20	45,110.29	7.9%
Printing and Reproduction	153,467.75	237,977.04	(84,509.29)	-35.5%
Claims and Losses	10,262,710.10	12,471,727.48	(2,209,017.38)	-17.7%
Increase in Net OPEB Obligation	392,407,443.33	378,948,178.33	13,459,265.00	3.6%
Scholarships and Fellowships	836,550.00	1,787,750.00	(951,200.00)	-53.2%
Depreciation and Amortization	6,276,793.34	10,356,315.36	(4,079,522.02)	-39.4%
State Sponsored Program Pass-Through to Other State Agencies	1,480,248.88	1,847,939.78	(367,690.90)	-19.9%
Other Operating Expenses	26,337,314.30	8,015,600.59	18,321,713.71	228.6%
Total Operating Expenses	512,169,502.12	463,738,586.37	48,430,915.75	10.4%
Operating Loss	(442,887,994.75)	(373,620,839.31)	(69,267,155.44)	-18.5%
Other Nonoperating Adjustments				
State Appropriations	1,378,772.30	1,562,268.08	(183,495.78)	-11.7%
Nonexchange Sponsored Programs	17,172,022.21	17,198,333.61	(26,311.40)	-0.2%
Gift Contributions for Operations	887,871.22	848,546.35	39,324.87	4.6%
Net Investment Income	631,215,594.76	596,865,860.58	34,349,734.18	5.8%
Interest Expense on Capital Asset Financings	(51,584,004.02)	(49,998,114.14)	(1,585,889.88)	-3.2%
Net Other Nonoperating Adjustments	599,070,256.47	566,476,894.48	32,593,361.99	5.8%
Adjusted Income (Loss) including Depreciation & Amortization	156,182,261.72	192,856,055.17	(36,673,793.45)	-19.0%
Adjusted Margin % including Depreciation & Amortization	21.7%	27.3%		
Available University Fund Transfer	35,520,081.67	32,325,524.17	3,194,557.50	9.9%
Adjusted Income (Loss) with AUF Transfer	191,702,343.39	225,181,579.34	(33,479,235.95)	-14.9%
Adjusted Margin % with AUF Transfer	25.4%	30.5%		
Investment Gain (Losses)	319,414,849.92	1,955,803,552.04	(1,636,388,702.12)	-83.7%
Adj. Inc. (Loss) with AUF Transfer & Invest. Gains (Losses)	\$511,117,193.31	\$2,180,985,131.38	(1,669,867,938.07)	-76.6%
Adj. Margin % with AUF Transfer & Invest. Gains (Losses)	47.6%	80.9%		
Adjusted Income (Loss) with AUF Transfer excluding Depreciation & Amortization	197,979,136.73	235,537,894.70	(37,558,757.97)	-15.9%
Adjusted Margin % with AUF Transfer excluding Depreciation & Amortization	26.2%	31.9%		

UNAUDITED

The University of Texas at Arlington
 Monthly Financial Report, Comparison of Operating Results and Margin
 For the Period Ending June 30, 2012

	June Year-to-Date FY 2012	June Year-to-Date FY 2011	Variance	Fluctuation Percentage
Operating Revenues				
Net Student Tuition	152,273,195.71	135,164,708.35	17,108,487.36	12.7%
Sponsored Programs	62,502,051.58	58,954,001.79	3,548,049.79	6.0%
Net Sales and Services of Educational Activities	15,979,471.97	13,901,988.59	2,077,483.38	14.9%
Net Auxiliary Enterprises	24,175,678.90	22,068,193.45	2,107,485.45	9.5%
Other Operating Revenues	4,487,864.96	4,062,291.32	425,573.64	10.5%
Total Operating Revenues	259,418,263.12	234,151,183.50	25,267,079.62	10.8%
Operating Expenses				
Salaries and Wages	181,613,618.04	182,332,111.07	(718,493.03)	-0.4%
Payroll Related Costs	44,230,658.28	42,900,742.72	1,329,915.56	3.1%
Cost of Goods Sold	12,815.03	200.48	12,614.55	6,292.2%
Professional Fees and Services	4,248,251.11	3,947,246.25	301,004.86	7.6%
Other Contracted Services	31,338,895.78	23,123,825.40	8,215,070.38	35.5%
Travel	5,693,638.82	5,105,233.20	588,405.62	11.5%
Materials and Supplies	22,047,449.10	19,031,550.61	3,015,898.49	15.8%
Utilities	7,338,171.52	10,029,540.43	(2,691,368.91)	-26.8%
Communications	5,632,788.81	5,643,854.04	(11,065.23)	-0.2%
Repairs and Maintenance	9,392,041.92	7,253,379.86	2,138,662.06	29.5%
Rentals and Leases	3,510,680.95	3,114,276.57	396,404.38	12.7%
Printing and Reproduction	2,131,246.59	2,213,247.18	(82,000.59)	-3.7%
Bad Debt Expense	100,230.50	305,746.19	(205,515.69)	-67.2%
Scholarships and Fellowships	25,357,736.40	15,479,880.03	9,877,856.37	63.8%
Depreciation and Amortization	28,905,868.51	28,787,137.23	118,731.28	0.4%
Federal Sponsored Program Pass-Through to Other State Agencies	1,471,732.28	1,487,648.44	(15,916.16)	-1.1%
State Sponsored Program Pass-Through to Other State Agencies	-	23,164.66	(23,164.66)	-100.0%
Other Operating Expenses	7,569,689.42	6,849,701.95	719,987.47	10.5%
Total Operating Expenses	380,595,513.06	357,628,486.31	22,967,026.75	6.4%
Operating Loss	(121,177,249.94)	(123,477,302.81)	2,300,052.87	1.9%
Other Nonoperating Adjustments				
State Appropriations	94,599,900.83	86,603,044.17	7,996,856.66	9.2%
Nonexchange Sponsored Programs	35,000,000.00	38,717,906.67	(3,717,906.67)	-9.6%
Gift Contributions for Operations	2,843,611.95	2,356,820.46	486,791.49	20.7%
Net Investment Income	9,426,970.53	10,593,019.66	(1,166,049.13)	-11.0%
Interest Expense on Capital Asset Financings	(9,636,254.80)	(10,076,081.70)	439,826.90	4.4%
Net Other Nonoperating Adjustments	132,234,228.51	128,194,709.26	4,039,519.25	3.2%
Adjusted Income (Loss) including Depreciation & Amortization	11,056,978.57	4,717,406.45	6,339,572.12	134.4%
Adjusted Margin % including Depreciation & Amortization	2.8%	1.3%		
Investment Gain (Losses)	(11,578,811.01)	30,542,202.53	(42,121,013.54)	-137.9%
Adj. Inc. (Loss) with Investment Gains (Losses)	(521,832.44)	35,259,608.98	(35,781,441.42)	-101.5%
Adj. Margin % with Investment Gains (Losses)	-0.1%	8.8%		
Adjusted Income (Loss) excluding Depreciation & Amortization	39,962,847.08	33,504,543.68	6,458,303.40	19.3%
Adjusted Margin % excluding Depreciation & Amortization	10.0%	9.0%		

UNAUDITED

The University of Texas at Austin
 Monthly Financial Report, Comparison of Operating Results and Margin
 For the Period Ending June 30, 2012

	June Year-to-Date FY 2012	June Year-to-Date FY 2011	Variance	Fluctuation Percentage
Operating Revenues				
Net Student Tuition	404,166,666.67	379,166,666.67	25,000,000.00	6.6%
Sponsored Programs	419,025,503.29	456,042,643.10	(37,017,139.81)	-8.1%
Net Sales and Services of Educational Activities	322,274,590.52	314,924,095.64	7,350,494.88	2.3%
Net Auxiliary Enterprises	222,735,479.36	205,965,462.99	16,770,016.37	8.1%
Other Operating Revenues	4,489,642.07	5,348,091.95	(858,449.88)	-16.1%
Total Operating Revenues	1,372,691,881.91	1,361,446,960.35	11,244,921.56	0.8%
Operating Expenses				
Salaries and Wages	901,563,243.53	904,497,709.08	(2,934,465.55)	-0.3%
Payroll Related Costs	226,620,441.03	223,494,674.89	3,125,766.14	1.4%
Professional Fees and Services	28,996,181.80	25,481,044.55	3,515,137.25	13.8%
Other Contracted Services	111,916,925.99	110,476,674.83	1,440,251.16	1.3%
Travel	38,300,699.13	36,376,797.86	1,923,901.27	5.3%
Materials and Supplies	112,634,971.62	112,420,786.02	214,185.60	0.2%
Utilities	76,060,113.31	85,135,128.27	(9,075,014.96)	-10.7%
Communications	47,109,685.11	46,970,893.98	138,791.13	0.3%
Repairs and Maintenance	40,533,059.33	44,700,371.52	(4,167,312.19)	-9.3%
Rentals and Leases	14,160,476.80	15,194,184.70	(1,033,707.90)	-6.8%
Printing and Reproduction	8,659,044.13	8,482,341.77	176,702.36	2.1%
Bad Debt Expense	502,734.56	-	502,734.56	100.0%
Claims and Losses	60.00	-	60.00	100.0%
Scholarships and Fellowships	100,083,333.33	97,981,917.62	2,101,415.71	2.1%
Depreciation and Amortization	197,607,915.29	164,762,983.87	32,844,931.42	19.9%
Federal Sponsored Program Pass-Through to Other State Agencies	2,532,109.96	2,383,265.01	148,844.95	6.2%
Other Operating Expenses	74,178,211.00	71,409,442.00	2,768,769.00	3.9%
Total Operating Expenses	1,981,459,205.92	1,949,768,215.97	31,690,989.95	1.6%
Operating Loss	(608,767,324.01)	(588,321,255.62)	(20,446,068.39)	-3.5%
Other Nonoperating Adjustments				
State Appropriations	245,914,447.83	257,778,060.47	(11,863,612.64)	-4.6%
Nonexchange Sponsored Programs	46,390,141.96	38,905,974.36	7,484,167.60	19.2%
Gift Contributions for Operations	112,848,698.57	91,925,876.88	20,922,821.69	22.8%
Net Investment Income	156,341,744.77	160,148,407.87	(3,806,663.10)	-2.4%
Interest Expense on Capital Asset Financings	(38,820,494.30)	(38,933,742.80)	113,248.50	0.3%
Net Other Nonoperating Adjustments	522,674,538.83	509,824,576.78	12,849,962.05	2.5%
Adjusted Income (Loss) including Depreciation & Amortization	(86,092,785.18)	(78,496,678.84)	(7,596,106.34)	-9.7%
Adjusted Margin % including Depreciation & Amortization	-4.5%	-4.1%		
Available University Fund Transfer	149,633,333.33	148,025,000.00	1,608,333.33	1.1%
Adjusted Income (Loss) with AUF Transfer	63,540,548.15	69,528,321.16	(5,987,773.01)	-8.6%
Adjusted Margin % with AUF Transfer	3.0%	3.4%		
Investment Gain (Losses)	(142,799,358.90)	402,137,127.69	(544,936,486.59)	-135.5%
Adj. Inc. (Loss) with AUF Transfer & Invest. Gains (Losses)	(79,258,810.75)	\$471,665,448.85	(550,924,259.60)	-116.8%
Adj. Margin % with AUF Transfer & Invest. Gains (Losses)	-4.1%	19.2%		
Adjusted Income (Loss) with AUF Transfer excluding Depreciation & Amortization	261,148,463.44	234,291,305.03	26,857,158.41	11.5%
Adjusted Margin % with AUF Transfer excluding Depreciation & Amortization	12.5%	11.4%		

UNAUDITED

The University of Texas at Brownsville
 Monthly Financial Report, Comparison of Operating Results and Margin
 For the Period Ending June 30, 2012

	June Year-to-Date FY 2012	June Year-to-Date FY 2011	Variance	Fluctuation Percentage
Operating Revenues				
Net Student Tuition	18,622,944.83	17,401,228.04	1,221,716.79	7.0%
Sponsored Programs	62,183,083.48	69,599,755.45	(7,416,671.97)	-10.7%
Net Sales and Services of Educational Activities	1,870,529.66	1,929,297.95	(58,768.29)	-3.0%
Net Auxiliary Enterprises	1,898,891.22	1,119,452.11	779,439.11	69.6%
Other Operating Revenues	13,769.74	112,809.18	(99,039.44)	-87.8%
Total Operating Revenues	84,589,218.93	90,162,542.73	(5,573,323.80)	-6.2%
Operating Expenses				
Salaries and Wages	57,914,003.38	61,288,204.49	(3,374,201.11)	-5.5%
Payroll Related Costs	15,968,460.97	16,714,878.77	(746,417.80)	-4.5%
Professional Fees and Services	427,177.60	474,867.51	(47,689.91)	-10.0%
Other Contracted Services	843,562.92	799,181.88	44,381.04	5.6%
Travel	1,027,154.47	850,280.16	176,874.31	20.8%
Materials and Supplies	2,823,688.14	3,626,826.52	(803,138.38)	-22.1%
Utilities	3,133,952.81	3,238,729.84	(104,777.03)	-3.2%
Communications	907,584.23	1,201,717.94	(294,133.71)	-24.5%
Repairs and Maintenance	2,126,108.36	2,083,592.30	42,516.06	2.0%
Rentals and Leases	1,829,798.18	1,669,923.00	159,875.18	9.6%
Printing and Reproduction	262,455.09	255,798.92	6,656.17	2.6%
Scholarships and Fellowships	47,521,094.00	53,137,207.68	(5,616,113.68)	-10.6%
Depreciation and Amortization	6,540,800.34	4,765,328.26	1,775,472.08	37.3%
Federal Sponsored Program Pass-Through to Other State Agencies	167,656.30	28,275.43	139,380.87	492.9%
Other Operating Expenses	5,301,093.25	5,309,238.62	(8,145.37)	-0.2%
Total Operating Expenses	146,794,590.04	155,444,051.32	(8,649,461.28)	-5.6%
Operating Loss	(62,205,371.11)	(65,281,508.59)	3,076,137.48	4.7%
Other Nonoperating Adjustments				
State Appropriations	29,640,392.74	31,735,737.27	(2,095,344.53)	-6.6%
Nonexchange Sponsored Programs	35,099,704.06	38,119,048.23	(3,019,344.17)	-7.9%
Gift Contributions for Operations	415,228.78	305,602.90	109,625.88	35.9%
Net Investment Income	1,128,567.12	1,058,171.74	70,395.38	6.7%
Interest Expense on Capital Asset Financings	(2,094,237.00)	(1,722,587.10)	(371,649.90)	-21.6%
Net Other Nonoperating Adjustments	64,189,655.70	69,495,973.04	(5,306,317.34)	-7.6%
Adjusted Income (Loss) including Depreciation & Amortization	1,984,284.59	4,214,464.45	(2,230,179.86)	-52.9%
Adjusted Margin % including Depreciation & Amortization	1.3%	2.6%		
Investment Gain (Losses)	(1,134,951.34)	3,252,805.09	(4,387,756.43)	-134.9%
Adj. Inc. (Loss) with Investment Gains (Losses)	849,333.25	7,467,269.54	(6,617,936.29)	-88.6%
Adj. Margin % with Investment Gains (Losses)	0.6%	4.5%		
Adjusted Income (Loss) excluding Depreciation & Amortization	8,525,084.93	8,979,792.71	(454,707.78)	-5.1%
Adjusted Margin % excluding Depreciation & Amortization	5.7%	5.6%		

UNAUDITED

The University of Texas at Dallas
 Monthly Financial Report, Comparison of Operating Results and Margin
 For the Period Ending June 30, 2012

	June Year-to-Date FY 2012	June Year-to-Date FY 2011	Variance	Fluctuation Percentage
Operating Revenues				
Net Student Tuition	158,645,689.84	146,360,136.19	12,285,553.65	8.4%
Sponsored Programs	46,286,055.35	39,233,603.75	7,052,451.60	18.0%
Net Sales and Services of Educational Activities	6,988,611.68	13,947,902.01	(6,959,290.33)	-49.9%
Net Auxiliary Enterprises	10,622,781.37	6,277,491.41	4,345,289.96	69.2%
Other Operating Revenues	2,743,121.71	1,594,459.97	1,148,661.74	72.0%
Total Operating Revenues	225,286,259.95	207,413,593.33	17,872,666.62	8.6%
Operating Expenses				
Salaries and Wages	166,935,922.03	156,202,069.37	10,733,852.66	6.9%
Payroll Related Costs	36,248,035.14	34,488,925.50	1,759,109.64	5.1%
Professional Fees and Services	8,234,826.23	8,018,310.61	216,515.62	2.7%
Other Contracted Services	7,270,285.68	7,768,096.86	(497,811.18)	-6.4%
Travel	4,597,218.26	3,670,303.83	926,914.43	25.3%
Materials and Supplies	17,270,314.00	20,289,179.21	(3,018,865.21)	-14.9%
Utilities	8,186,686.99	7,709,110.04	477,576.95	6.2%
Communications	469,686.89	995,558.49	(525,871.60)	-52.8%
Repairs and Maintenance	3,948,702.09	2,466,907.80	1,481,794.29	60.1%
Rentals and Leases	2,656,073.39	1,948,907.25	707,166.14	36.3%
Printing and Reproduction	1,402,148.34	1,102,574.39	299,573.95	27.2%
Scholarships and Fellowships	31,828,971.94	27,657,222.56	4,171,749.38	15.1%
Depreciation and Amortization	31,394,261.11	26,639,090.57	4,755,170.54	17.9%
Federal Sponsored Program Pass-Through to Other State Agencies	289,239.24	324,378.09	(35,138.85)	-10.8%
Other Operating Expenses	10,795,586.24	9,618,469.85	1,177,116.39	12.2%
Total Operating Expenses	331,527,957.57	308,899,104.42	22,628,853.15	7.3%
Operating Loss	(106,241,697.62)	(101,485,511.09)	(4,756,186.53)	-4.7%
Other Nonoperating Adjustments				
State Appropriations	83,633,902.64	75,820,306.71	7,813,595.93	10.3%
Nonexchange Sponsored Programs	17,475,708.40	25,469,971.56	(7,994,263.16)	-31.4%
Gift Contributions for Operations	12,182,456.54	10,510,102.13	1,672,354.41	15.9%
Net Investment Income	13,243,008.61	12,401,095.84	841,912.77	6.8%
Interest Expense on Capital Asset Financings	(9,103,034.30)	(8,988,246.60)	(114,787.70)	-1.3%
Net Other Nonoperating Adjustments	117,432,041.89	115,213,229.64	2,218,812.25	1.9%
Adjusted Income (Loss) including Depreciation & Amortization	11,190,344.27	13,727,718.55	(2,537,374.28)	-18.5%
Adjusted Margin % including Depreciation & Amortization	3.2%	4.1%		
Investment Gain (Losses)	(15,727,849.62)	41,415,259.50	(57,143,109.12)	-138.0%
Adj. Inc. (Loss) with Investment Gains (Losses)	(4,537,505.35)	55,142,978.05	(59,680,483.40)	-108.2%
Adj. Margin % with Investment Gains (Losses)	-1.4%	14.8%		
Adjusted Income (Loss) excluding Depreciation & Amortization	42,584,605.38	40,366,809.12	2,217,796.26	5.5%
Adjusted Margin % excluding Depreciation & Amortization	12.1%	12.2%		

UNAUDITED

The University of Texas at El Paso
 Monthly Financial Report, Comparison of Operating Results and Margin
 For the Period Ending June 30, 2012

	June Year-to-Date FY 2012	June Year-to-Date FY 2011	Variance	Fluctuation Percentage
Operating Revenues				
Net Student Tuition	91,484,301.04	86,033,155.17	5,451,145.87	6.3%
Sponsored Programs	60,831,108.15	63,982,021.84	(3,150,913.69)	-4.9%
Net Sales and Services of Educational Activities	4,023,939.95	4,520,640.58	(496,700.63)	-11.0%
Net Auxiliary Enterprises	21,661,907.09	23,223,417.09	(1,561,510.00)	-6.7%
Other Operating Revenues	100,856.37	194,220.27	(93,363.90)	-48.1%
Total Operating Revenues	178,102,112.60	177,953,454.95	148,657.65	0.1%
Operating Expenses				
Salaries and Wages	131,797,268.68	131,825,482.66	(28,213.98)	-
Payroll Related Costs	33,005,615.92	33,011,837.32	(6,221.40)	-
Professional Fees and Services	1,221,873.89	963,361.18	258,512.71	26.8%
Other Contracted Services	15,854,861.87	14,523,554.95	1,331,306.92	9.2%
Travel	6,286,176.27	5,754,459.89	531,716.38	9.2%
Materials and Supplies	19,711,816.04	19,229,906.36	481,909.68	2.5%
Utilities	5,699,618.98	5,296,059.27	403,559.71	7.6%
Communications	477,747.36	536,910.93	(59,163.57)	-11.0%
Repairs and Maintenance	2,956,644.23	3,595,231.90	(638,587.67)	-17.8%
Rentals and Leases	2,752,045.30	3,181,532.04	(429,486.74)	-13.5%
Printing and Reproduction	748,107.83	722,311.89	25,795.94	3.6%
Scholarships and Fellowships	64,507,433.02	69,915,119.34	(5,407,686.32)	-7.7%
Depreciation and Amortization	20,549,503.45	15,608,476.84	4,941,026.61	31.7%
Federal Sponsored Program Pass-Through to Other State Agencies	1,217,515.00	1,047,275.52	170,239.48	16.3%
Other Operating Expenses	4,867,615.57	5,710,303.47	(842,687.90)	-14.8%
Total Operating Expenses	311,653,843.41	310,921,823.56	732,019.85	0.2%
Operating Loss	(133,551,730.81)	(132,968,368.61)	(583,362.20)	-0.4%
Other Nonoperating Adjustments				
State Appropriations	74,357,078.00	75,572,997.33	(1,215,919.33)	-1.6%
Nonexchange Sponsored Programs	49,527,719.01	55,634,345.60	(6,106,626.59)	-11.0%
Gift Contributions for Operations	11,478,392.18	6,702,694.78	4,775,697.40	71.3%
Net Investment Income	9,964,361.73	9,708,502.41	255,859.32	2.6%
Interest Expense on Capital Asset Financings	(6,232,630.50)	(5,817,663.50)	(414,967.00)	-7.1%
Net Other Nonoperating Adjustments	139,094,920.42	141,800,876.62	(2,705,956.20)	-1.9%
Adjusted Income (Loss) including Depreciation & Amortization	5,543,189.61	8,832,508.01	(3,289,318.40)	-37.2%
Adjusted Margin % including Depreciation & Amortization	1.7%	2.7%		
Investment Gain (Losses)	(11,466,270.72)	30,445,479.59	(41,911,750.31)	-137.7%
Adj. Inc. (Loss) with Investment Gains (Losses)	(5,923,081.11)	39,277,987.60	(45,201,068.71)	-115.1%
Adj. Margin % with Investment Gains (Losses)	-1.9%	11.0%		
Adjusted Income (Loss) excluding Depreciation & Amortization	26,092,693.06	24,440,984.85	1,651,708.21	6.8%
Adjusted Margin % excluding Depreciation & Amortization	8.1%	7.5%		

UNAUDITED

The University of Texas - Pan American
 Monthly Financial Report, Comparison of Operating Results and Margin
 For the Period Ending June 30, 2012

	June Year-to-Date FY 2012	June Year-to-Date FY 2011	Variance	Fluctuation Percentage
Operating Revenues				
Net Student Tuition	49,621,039.37	49,576,666.67	44,372.70	0.1%
Sponsored Programs	42,295,606.62	56,651,269.53	(14,355,662.91)	-25.3%
Net Sales and Services of Educational Activities	4,697,365.09	4,831,555.79	(134,190.70)	-2.8%
Net Auxiliary Enterprises	6,115,595.33	6,212,610.52	(97,015.19)	-1.6%
Other Operating Revenues	1,348,734.20	1,811,800.75	(463,066.55)	-25.6%
Total Operating Revenues	104,078,340.61	119,083,903.26	(15,005,562.65)	-12.6%
Operating Expenses				
Salaries and Wages	88,784,445.53	93,117,467.98	(4,333,022.45)	-4.7%
Payroll Related Costs	24,197,981.47	24,759,794.11	(561,812.64)	-2.3%
Cost of Goods Sold	490,582.35	404,257.44	86,324.91	21.4%
Professional Fees and Services	1,166,330.97	1,109,786.24	56,544.73	5.1%
Other Contracted Services	3,484,719.96	6,400,123.15	(2,915,403.19)	-45.6%
Travel	3,373,000.95	3,735,183.88	(362,182.93)	-9.7%
Materials and Supplies	10,083,471.13	8,955,132.59	1,128,338.54	12.6%
Utilities	3,816,904.36	4,731,363.98	(914,459.62)	-19.3%
Communications	856,189.68	412,707.56	443,482.12	107.5%
Repairs and Maintenance	2,311,473.50	2,763,559.20	(452,085.70)	-16.4%
Rentals and Leases	809,234.71	877,728.39	(68,493.68)	-7.8%
Printing and Reproduction	202,369.74	217,176.65	(14,806.91)	-6.8%
Bad Debt Expense	85,388.95	153,382.68	(67,993.73)	-44.3%
Scholarships and Fellowships	47,187,722.54	62,752,058.82	(15,564,336.28)	-24.8%
Depreciation and Amortization	11,790,321.77	11,841,638.67	(51,316.90)	-0.4%
Federal Sponsored Program Pass-Through to Other State Agencies	236,880.64	240,538.78	(3,658.14)	-1.5%
Other Operating Expenses	2,591,529.41	3,301,284.88	(709,755.47)	-21.5%
Total Operating Expenses	201,468,547.66	225,773,185.00	(24,304,637.34)	-10.8%
Operating Loss	(97,390,207.05)	(106,689,281.74)	9,299,074.69	8.7%
Other Nonoperating Adjustments				
State Appropriations	58,500,275.89	60,266,305.67	(1,766,029.78)	-2.9%
Nonexchange Sponsored Programs	47,583,706.12	52,274,916.00	(4,691,209.88)	-9.0%
Gift Contributions for Operations	2,842,267.74	1,951,211.85	891,055.89	45.7%
Net Investment Income	3,396,221.82	3,070,649.24	325,572.58	10.6%
Interest Expense on Capital Asset Financings	(3,150,757.30)	(3,324,501.90)	173,744.60	5.2%
Net Other Nonoperating Adjustments	109,171,714.27	114,238,580.86	(5,066,866.59)	-4.4%
Adjusted Income (Loss) including Depreciation & Amortization	11,781,507.22	7,549,299.12	4,232,208.10	56.1%
Adjusted Margin % including Depreciation & Amortization	5.4%	3.2%		
Investment Gain (Losses)	(1,853,651.95)	6,005,209.12	(7,858,861.07)	-130.9%
Adj. Inc. (Loss) with Investment Gains (Losses)	9,927,855.27	13,554,508.24	(3,626,652.97)	-26.8%
Adj. Margin % with Investment Gains (Losses)	4.6%	5.6%		
Adjusted Income (Loss) excluding Depreciation & Amortization	23,571,828.99	19,390,937.79	4,180,891.20	21.6%
Adjusted Margin % excluding Depreciation & Amortization	10.9%	8.2%		

UNAUDITED

The University of Texas of the Permian Basin
 Monthly Financial Report, Comparison of Operating Results and Margin
 For the Period Ending June 30, 2012

	June Year-to-Date FY 2012	June Year-to-Date FY 2011	Variance	Fluctuation Percentage
Operating Revenues				
Net Student Tuition	14,782,379.30	12,683,226.78	2,099,152.52	16.6%
Sponsored Programs	1,409,429.55	3,322,160.62	(1,912,731.07)	-57.6%
Net Sales and Services of Educational Activities	80,963.87	304,304.13	(223,340.26)	-73.4%
Net Auxiliary Enterprises	4,026,810.96	2,781,486.38	1,245,324.58	44.8%
Other Operating Revenues	1,050,689.47	1,004,609.78	46,079.69	4.6%
Total Operating Revenues	21,350,273.15	20,095,787.69	1,254,485.46	6.2%
Operating Expenses				
Salaries and Wages	15,684,413.48	18,735,469.33	(3,051,055.85)	-16.3%
Payroll Related Costs	4,569,978.70	4,674,818.66	(104,839.96)	-2.2%
Professional Fees and Services	1,181,742.65	2,620,234.40	(1,438,491.75)	-54.9%
Other Contracted Services	2,630,642.53	320.00	2,630,322.53	821,975.8%
Travel	958,488.32	707,323.28	251,165.04	35.5%
Materials and Supplies	1,981,806.89	2,852,893.69	(871,086.80)	-30.5%
Utilities	2,010,620.22	2,083,180.64	(72,560.42)	-3.5%
Communications	505,532.21	522,193.27	(16,661.06)	-3.2%
Repairs and Maintenance	681,735.91	897,383.15	(215,647.24)	-24.0%
Rentals and Leases	224,781.84	388,252.42	(163,470.58)	-42.1%
Printing and Reproduction	43,981.57	152,074.81	(108,093.24)	-71.1%
Bad Debt Expense	45,753.27	-	45,753.27	100.0%
Scholarships and Fellowships	520,292.38	6,843,438.17	(6,323,145.79)	-92.4%
Depreciation and Amortization	8,958,333.33	4,671,927.23	4,286,406.10	91.7%
Other Operating Expenses	881,525.03	553,584.45	327,940.58	59.2%
Total Operating Expenses	40,879,628.33	45,703,093.50	(4,823,465.17)	-10.6%
Operating Loss	(19,529,355.18)	(25,607,305.81)	6,077,950.63	23.7%
Other Nonoperating Adjustments				
State Appropriations	25,340,145.83	21,550,860.83	3,789,285.00	17.6%
Nonexchange Sponsored Programs	3,685,937.99	4,697,517.55	(1,011,579.56)	-21.5%
Gift Contributions for Operations	1,039,651.52	1,358,130.37	(318,478.85)	-23.4%
Net Investment Income	1,182,872.27	1,900,907.88	(718,035.61)	-37.8%
Interest Expense on Capital Asset Financings	(4,410,684.50)	(3,008,808.00)	(1,401,876.50)	-46.6%
Net Other Nonoperating Adjustments	26,837,923.11	26,498,608.63	339,314.48	1.3%
Adjusted Income (Loss) including Depreciation & Amortization	7,308,567.93	891,302.82	6,417,265.11	720.0%
Adjusted Margin % including Depreciation & Amortization	13.9%	1.8%		
Investment Gain (Losses)	(1,934,593.04)	4,107,282.85	(6,041,875.89)	-147.1%
Adj. Inc. (Loss) with Investment Gains (Losses)	5,373,974.89	4,998,585.67	375,389.22	7.5%
Adj. Margin % with Investment Gains (Losses)	10.6%	9.3%		
Adjusted Income (Loss) excluding Depreciation & Amortization	16,266,901.26	5,563,230.05	10,703,671.21	192.4%
Adjusted Margin % excluding Depreciation & Amortization	30.9%	11.2%		

UNAUDITED

The University of Texas at San Antonio
 Monthly Financial Report, Comparison of Operating Results and Margin
 For the Period Ending June 30, 2012

	June Year-to-Date FY 2012	June Year-to-Date FY 2011	Variance	Fluctuation Percentage
Operating Revenues				
Net Student Tuition	167,130,077.42	153,109,272.12	14,020,805.30	9.2%
Sponsored Programs	61,797,309.46	63,698,884.58	(1,901,575.12)	-3.0%
Net Sales and Services of Educational Activities	8,285,638.63	8,704,962.65	(419,324.02)	-4.8%
Net Auxiliary Enterprises	25,966,954.71	22,014,185.71	3,952,769.00	18.0%
Other Operating Revenues	2,218,229.72	1,911,969.52	306,260.20	16.0%
Total Operating Revenues	265,398,209.94	249,439,274.58	15,958,935.36	6.4%
Operating Expenses				
Salaries and Wages	180,248,415.71	179,637,942.22	610,473.49	0.3%
Payroll Related Costs	44,731,127.01	45,387,352.67	(656,225.66)	-1.4%
Cost of Goods Sold	666,666.67	725,524.78	(58,858.11)	-8.1%
Professional Fees and Services	4,693,506.27	3,530,737.59	1,162,768.68	32.9%
Other Contracted Services	11,914,808.50	9,293,208.76	2,621,599.74	28.2%
Travel	8,280,701.07	7,447,297.60	833,403.47	11.2%
Materials and Supplies	25,374,297.89	22,172,300.71	3,201,997.18	14.4%
Utilities	9,667,896.67	9,396,145.83	271,750.84	2.9%
Communications	2,708,676.50	2,524,300.52	184,375.98	7.3%
Repairs and Maintenance	6,590,783.43	7,552,327.00	(961,543.57)	-12.7%
Rentals and Leases	3,801,086.51	3,215,304.07	585,782.44	18.2%
Printing and Reproduction	1,103,829.74	947,197.78	156,631.96	16.5%
Bad Debt Expense	507,809.06	386,540.13	121,268.93	31.4%
Scholarships and Fellowships	44,185,653.84	40,642,922.30	3,542,731.54	8.7%
Depreciation and Amortization	33,971,918.54	32,568,030.56	1,403,887.98	4.3%
Federal Sponsored Program Pass-Through to Other State Agencies	2,519,508.53	2,745,043.99	(225,535.46)	-8.2%
Other Operating Expenses	10,724,434.07	11,550,492.58	(826,058.51)	-7.2%
Total Operating Expenses	391,691,120.01	379,722,669.09	11,968,450.92	3.2%
Operating Loss	(126,292,910.07)	(130,283,394.51)	3,990,484.44	3.1%
Other Nonoperating Adjustments				
State Appropriations	93,357,507.01	92,619,069.43	738,437.58	0.8%
Nonexchange Sponsored Programs	43,103,503.13	48,719,444.56	(5,615,941.43)	-11.5%
Gift Contributions for Operations	6,132,232.36	5,145,615.23	986,617.13	19.2%
Net Investment Income	9,826,642.17	9,092,745.48	733,896.69	8.1%
Interest Expense on Capital Asset Financings	(12,808,783.20)	(13,317,077.40)	508,294.20	3.8%
Net Other Nonoperating Adjustments	139,611,101.47	142,259,797.30	(2,648,695.83)	-1.9%
Adjusted Income (Loss) including Depreciation & Amortization	13,318,191.40	11,976,402.79	1,341,788.61	11.2%
Adjusted Margin % including Depreciation & Amortization	3.2%	3.0%		
Investment Gain (Losses)	(8,441,527.68)	25,628,759.40	(34,070,287.08)	-132.9%
Adj. Inc. (Loss) with Investment Gains (Losses)	4,876,663.72	37,605,162.19	(32,728,498.47)	-87.0%
Adj. Margin % with Investment Gains (Losses)	1.2%	8.7%		
Adjusted Income (Loss) excluding Depreciation & Amortization	47,290,109.94	44,544,433.35	2,745,676.59	6.2%
Adjusted Margin % excluding Depreciation & Amortization	11.3%	11.0%		

UNAUDITED

The University of Texas at Tyler
 Monthly Financial Report, Comparison of Operating Results and Margin
 For the Period Ending June 30, 2012

	June Year-to-Date FY 2012	June Year-to-Date FY 2011	Variance	Fluctuation Percentage
Operating Revenues				
Net Student Tuition	23,166,673.33	21,500,000.00	1,666,673.33	7.8%
Sponsored Programs	10,089,121.90	9,812,597.62	276,524.28	2.8%
Net Sales and Services of Educational Activities	2,657,729.57	2,172,182.35	485,547.22	22.4%
Net Auxiliary Enterprises	3,908,167.13	3,800,086.18	108,080.95	2.8%
Other Operating Revenues	175,818.20	126,541.87	49,276.33	38.9%
Total Operating Revenues	39,997,510.13	37,411,408.02	2,586,102.11	6.9%
Operating Expenses				
Salaries and Wages	36,931,840.14	32,392,629.66	4,539,210.48	14.0%
Payroll Related Costs	9,702,916.06	8,881,230.32	821,685.74	9.3%
Cost of Goods Sold	22,722.32	22,241.21	481.11	2.2%
Professional Fees and Services	962,992.08	1,414,117.55	(451,125.47)	-31.9%
Other Contracted Services	4,050,924.21	3,570,267.27	480,656.94	13.5%
Travel	1,593,834.83	1,253,264.37	340,570.46	27.2%
Materials and Supplies	3,330,556.45	3,552,757.47	(222,201.02)	-6.3%
Utilities	1,291,341.80	1,611,326.58	(319,984.78)	-19.9%
Communications	847,334.88	907,372.68	(60,037.80)	-6.6%
Repairs and Maintenance	1,477,631.52	2,005,680.75	(528,049.23)	-26.3%
Rentals and Leases	280,402.70	235,000.63	45,402.07	19.3%
Printing and Reproduction	595,076.63	520,945.16	74,131.47	14.2%
Scholarships and Fellowships	4,425,036.58	5,583,333.33	(1,158,296.75)	-20.7%
Depreciation and Amortization	9,357,241.65	9,069,496.04	287,745.61	3.2%
Federal Sponsored Program Pass-Through to Other State Agencies	-	25,435.52	(25,435.52)	-100.0%
Other Operating Expenses	2,055,094.84	1,877,364.77	177,730.07	9.5%
Total Operating Expenses	76,924,946.69	72,922,463.31	4,002,483.38	5.5%
Operating Loss	(36,927,436.56)	(35,511,055.29)	(1,416,381.27)	-4.0%
Other Nonoperating Adjustments				
State Appropriations	26,729,212.96	26,846,559.09	(117,346.13)	-0.4%
Nonexchange Sponsored Programs	8,614,035.65	8,646,183.89	(32,148.24)	-0.4%
Gift Contributions for Operations	802,668.93	984,131.19	(181,462.26)	-18.4%
Net Investment Income	3,776,565.65	3,803,870.57	(27,304.92)	-0.7%
Interest Expense on Capital Asset Financings	(3,272,484.00)	(3,391,314.00)	118,830.00	3.5%
Net Other Nonoperating Adjustments	36,649,999.19	36,889,430.74	(239,431.55)	-0.6%
Adjusted Income (Loss) including Depreciation & Amortization	(277,437.37)	1,378,375.45	(1,655,812.82)	-120.1%
Adjusted Margin % including Depreciation & Amortization	-0.3%	1.8%		
Investment Gain (Losses)	(5,068,147.57)	12,415,898.73	(17,484,046.30)	-140.8%
Adj. Inc. (Loss) with Investment Gains (Losses)	(5,345,584.94)	13,794,274.18	(19,139,859.12)	-138.8%
Adj. Margin % with Investment Gains (Losses)	-7.1%	15.3%		
Adjusted Income (Loss) excluding Depreciation & Amortization	9,079,804.28	10,447,871.49	(1,368,067.21)	-13.1%
Adjusted Margin % excluding Depreciation & Amortization	11.4%	13.4%		

UNAUDITED

The University of Texas Southwestern Medical Center
 Monthly Financial Report, Comparison of Operating Results and Margin
 For the Period Ending June 30, 2012

	June Year-to-Date FY 2012	June Year-to-Date FY 2011	Variance	Fluctuation Percentage
Operating Revenues				
Net Student Tuition	15,068,746.89	13,768,386.94	1,300,359.95	9.4%
Sponsored Programs	389,453,369.13	396,830,238.12	(7,376,868.99)	-1.9%
Net Sales and Services of Educational Activities	10,314,110.50	19,005,131.11	(8,691,020.61)	-45.7%
Net Sales and Services of Hospitals	551,262,108.00	438,267,309.32	112,994,798.68	25.8%
Net Professional Fees	332,136,367.58	344,868,412.35	(12,732,044.77)	-3.7%
Net Auxiliary Enterprises	14,797,865.90	14,474,473.95	323,391.95	2.2%
Other Operating Revenues	14,268,508.47	5,433,407.86	8,835,100.61	162.6%
Total Operating Revenues	1,327,301,076.47	1,232,647,359.65	94,653,716.82	7.7%
Operating Expenses				
Salaries and Wages	798,974,578.33	744,404,260.04	54,570,318.29	7.3%
Payroll Related Costs	167,398,810.63	168,357,681.74	(958,871.11)	-0.6%
Cost of Goods Sold	1,579,352.62	1,756,516.88	(177,164.26)	-10.1%
Professional Fees and Services	29,989,155.75	25,238,844.62	4,750,311.13	18.8%
Other Contracted Services	77,448,119.29	63,840,491.43	13,607,627.86	21.3%
Travel	7,931,663.68	7,942,427.04	(10,763.36)	-0.1%
Materials and Supplies	205,480,717.84	180,865,816.69	24,614,901.15	13.6%
Utilities	25,286,160.42	27,972,379.08	(2,686,218.66)	-9.6%
Communications	3,669,896.54	6,738,655.00	(3,068,758.46)	-45.5%
Repairs and Maintenance	9,415,391.49	13,758,448.21	(4,343,056.72)	-31.6%
Rentals and Leases	4,939,589.80	3,735,582.99	1,204,006.81	32.2%
Printing and Reproduction	391,651.60	2,512,054.68	(2,120,403.08)	-84.4%
Scholarships and Fellowships	602,678.33	734,991.56	(132,313.23)	-18.0%
Depreciation and Amortization	86,125,414.60	74,474,199.58	11,651,215.02	15.6%
Federal Sponsored Program Pass-Through to Other State Agencies	1,111,332.75	1,504,744.23	(393,411.48)	-26.1%
Other Operating Expenses	26,219,980.87	45,214,895.71	(18,994,914.84)	-42.0%
Total Operating Expenses	1,446,564,494.54	1,369,051,989.48	77,512,505.06	5.7%
Operating Loss	(119,263,418.07)	(136,404,629.83)	17,141,211.76	12.6%
Other Nonoperating Adjustments				
State Appropriations	131,106,998.58	139,921,748.49	(8,814,749.91)	-6.3%
Nonexchange Sponsored Programs	34,305.00	3,383,600.33	(3,349,295.33)	-99.0%
Gift Contributions for Operations	15,518,301.78	24,968,657.47	(9,450,355.69)	-37.8%
Net Investment Income	65,903,437.54	67,561,931.35	(1,658,493.81)	-2.5%
Interest Expense on Capital Asset Financings	(24,427,813.00)	(25,290,522.10)	862,709.10	3.4%
Net Other Nonoperating Adjustments	188,135,229.90	210,545,415.54	(22,410,185.64)	-10.6%
Adjusted Income (Loss) including Depreciation & Amortization	68,871,811.83	74,140,785.71	(5,268,973.88)	-7.1%
Adjusted Margin % including Depreciation & Amortization	4.5%	5.0%		
Investment Gain (Losses)	(59,406,498.15)	179,808,097.95	(239,214,596.10)	-133.0%
Adj. Inc. (Loss) with Investment Gains (Losses)	9,465,313.68	253,948,883.66	(244,483,569.98)	-96.3%
Adj. Margin % with Investment Gains (Losses)	0.6%	15.4%		
Adjusted Income (Loss) excluding Depreciation & Amortization	154,997,226.43	148,614,985.29	6,382,241.14	4.3%
Adjusted Margin % excluding Depreciation & Amortization	10.1%	10.1%		

UNAUDITED

The University of Texas Medical Branch at Galveston
 Monthly Financial Report, Comparison of Operating Results and Margin
 For the Period Ending June 30, 2012

	June Year-to-Date FY 2012	June Year-to-Date FY 2011	Variance	Fluctuation Percentage
Operating Revenues				
Net Student Tuition	26,149,314.23	23,269,505.54	2,879,808.69	12.4%
Sponsored Programs	186,162,927.40	226,387,554.24	(40,224,626.84)	-17.8%
Net Sales and Services of Educational Activities	12,606,712.65	14,389,625.99	(1,782,913.34)	-12.4%
Net Sales and Services of Hospitals	623,065,091.05	607,738,937.43	15,326,153.62	2.5%
Net Professional Fees	112,128,831.24	108,622,551.87	3,506,279.37	3.2%
Net Auxiliary Enterprises	5,485,760.99	5,133,574.18	352,186.81	6.9%
Other Operating Revenues	10,515,268.91	(5,727,498.05)	16,242,766.96	283.6%
Total Operating Revenues	976,113,906.47	979,814,251.20	(3,700,344.73)	-0.4%
Operating Expenses				
Salaries and Wages	654,714,033.04	659,504,062.05	(4,790,029.01)	-0.7%
Payroll Related Costs	168,602,934.98	169,221,735.55	(618,800.57)	-0.4%
Cost of Goods Sold	53,335,438.71	53,921,306.44	(585,867.73)	-1.1%
Professional Fees and Services	30,560,506.61	37,450,440.68	(6,889,934.07)	-18.4%
Other Contracted Services	65,475,201.98	65,902,145.49	(426,943.51)	-0.6%
Travel	5,427,932.29	5,675,938.80	(248,006.51)	-4.4%
Materials and Supplies	102,490,683.14	101,292,087.91	1,198,595.23	1.2%
Utilities	26,720,696.28	25,622,035.67	1,098,660.61	4.3%
Communications	10,864,369.62	11,717,068.40	(852,698.78)	-7.3%
Repairs and Maintenance	30,093,519.03	34,409,559.33	(4,316,040.30)	-12.5%
Rentals and Leases	19,577,615.60	18,551,595.28	1,026,020.32	5.5%
Printing and Reproduction	1,192,997.22	1,293,597.51	(100,600.29)	-7.8%
Bad Debt Expense	-	240.00	(240.00)	-100.0%
Scholarships and Fellowships	7,155,528.71	6,083,124.66	1,072,404.05	17.6%
Depreciation and Amortization	70,316,514.59	66,408,288.90	3,908,225.69	5.9%
Federal Sponsored Program Pass-Through to Other State Agencies	2,471,070.39	3,886,303.66	(1,415,233.27)	-36.4%
Other Operating Expenses	28,574,135.61	40,186,886.52	(11,612,750.91)	-28.9%
Total Operating Expenses	1,277,573,177.80	1,301,126,416.85	(23,553,239.05)	-1.8%
Operating Loss	(301,459,271.33)	(321,312,165.65)	19,852,894.32	6.2%
Other Nonoperating Adjustments				
State Appropriations	263,527,589.56	276,801,365.78	(13,273,776.22)	-4.8%
Nonexchange Sponsored Programs	399,096.25	713,359.00	(314,262.75)	-44.1%
Gift Contributions for Operations	7,688,394.98	8,441,415.57	(753,020.59)	-8.9%
Net Investment Income	26,538,945.54	26,117,530.13	421,415.41	1.6%
Interest Expense on Capital Asset Financings	(6,492,320.02)	(6,852,645.27)	360,325.25	5.3%
Net Other Nonoperating Adjustments	291,661,706.31	305,221,025.21	(13,559,318.90)	-4.4%
Adjusted Income (Loss) including Depreciation & Amortization	(9,797,565.02)	(16,091,140.44)	6,293,575.42	39.1%
Adjusted Margin % including Depreciation & Amortization	-0.8%	-1.2%		
Investment Gain (Losses)	(22,621,539.40)	71,563,431.77	(94,184,971.17)	-131.6%
Adj. Inc. (Loss) with Investment Gains (Losses)	(32,419,104.42)	55,472,291.33	(87,891,395.75)	-158.4%
Adj. Margin % with Investment Gains (Losses)	-2.6%	4.1%		
Adjusted Income (Loss) excluding Depreciation & Amortization	60,518,949.57	50,317,148.46	10,201,801.11	20.3%
Adjusted Margin % excluding Depreciation & Amortization	4.7%	3.9%		

UNAUDITED

The University of Texas Health Science Center at Houston
 Monthly Financial Report, Comparison of Operating Results and Margin
 For the Period Ending June 30, 2012

	June Year-to-Date FY 2012	June Year-to-Date FY 2011	Variance	Fluctuation Percentage
Operating Revenues				
Net Student Tuition	32,121,314.96	28,270,340.81	3,850,974.15	13.6%
Sponsored Programs	380,871,200.31	385,740,312.12	(4,869,111.81)	-1.3%
Net Sales and Services of Educational Activities	21,569,468.58	39,922,324.29	(18,352,855.71)	-46.0%
Net Sales and Services of Hospitals	56,271,493.76	30,758,405.19	25,513,088.57	82.9%
Net Professional Fees	133,368,160.83	122,667,289.19	10,700,871.64	8.7%
Net Auxiliary Enterprises	18,866,946.54	19,052,646.51	(185,699.97)	-1.0%
Other Operating Revenues	13,489,851.75	8,739,674.55	4,750,177.20	54.4%
Total Operating Revenues	656,558,436.73	635,150,992.66	21,407,444.07	3.4%
Operating Expenses				
Salaries and Wages	458,963,844.05	436,601,220.44	22,362,623.61	5.1%
Payroll Related Costs	100,987,160.47	98,719,594.57	2,267,565.90	2.3%
Cost of Goods Sold	19,748,307.71	17,018,220.13	2,730,087.58	16.0%
Professional Fees and Services	36,596,610.81	42,016,567.58	(5,419,956.77)	-12.9%
Other Contracted Services	38,900,415.51	38,107,708.60	792,706.91	2.1%
Travel	6,319,111.41	6,394,611.56	(75,500.15)	-1.2%
Materials and Supplies	42,238,420.89	39,194,465.39	3,043,955.50	7.8%
Utilities	14,955,052.73	14,062,932.49	892,120.24	6.3%
Communications	3,323,850.78	3,183,557.23	140,293.55	4.4%
Repairs and Maintenance	6,036,606.86	6,949,856.15	(913,249.29)	-13.1%
Rentals and Leases	16,118,722.82	17,018,830.90	(900,108.08)	-5.3%
Printing and Reproduction	3,812,304.64	6,123,988.43	(2,311,683.79)	-37.7%
Bad Debt Expense	3,506.66	-	3,506.66	100.0%
Scholarships and Fellowships	3,737,423.48	3,644,615.30	92,808.18	2.5%
Depreciation and Amortization	43,098,167.77	40,777,879.56	2,320,288.21	5.7%
Federal Sponsored Program Pass-Through to Other State Agencies	6,292,117.50	7,063,625.16	(771,507.66)	-10.9%
Other Operating Expenses	24,764,177.23	26,927,305.58	(2,163,128.35)	-8.0%
Total Operating Expenses	825,895,801.32	803,804,979.07	22,090,822.25	2.7%
Operating Loss	(169,337,364.59)	(168,653,986.41)	(683,378.18)	-0.4%
Other Nonoperating Adjustments				
State Appropriations	145,471,224.19	132,358,413.81	13,112,810.38	9.9%
Nonexchange Sponsored Programs	747,236.38	8,311,412.32	(7,564,175.94)	-91.0%
Gift Contributions for Operations	15,852,042.09	13,378,407.44	2,473,634.65	18.5%
Net Investment Income	22,582,180.81	25,985,130.61	(3,402,949.80)	-13.1%
Interest Expense on Capital Asset Financings	(8,746,756.00)	(9,141,906.60)	395,150.60	4.3%
Net Other Nonoperating Adjustments	175,905,927.47	170,891,457.58	5,014,469.89	2.9%
Adjusted Income (Loss) including Depreciation & Amortization	6,568,562.88	2,237,471.17	4,331,091.71	193.6%
Adjusted Margin % including Depreciation & Amortization	0.8%	0.3%		
Investment Gain (Losses)	(17,214,844.55)	56,680,037.03	(73,894,881.58)	-130.4%
Adj. Inc. (Loss) with Investment Gains (Losses)	(10,646,281.67)	58,917,508.20	(69,563,789.87)	-118.1%
Adj. Margin % with Investment Gains (Losses)	-1.3%	6.8%		
Adjusted Income (Loss) excluding Depreciation & Amortization	49,666,730.65	43,015,350.73	6,651,379.92	15.5%
Adjusted Margin % excluding Depreciation & Amortization	5.9%	5.3%		

UNAUDITED

The University of Texas Health Science Center at San Antonio
 Monthly Financial Report, Comparison of Operating Results and Margin
 For the Period Ending June 30, 2012

	June Year-to-Date FY 2012	June Year-to-Date FY 2011	Variance	Fluctuation Percentage
Operating Revenues				
Net Student Tuition	27,454,590.00	24,611,865.00	2,842,725.00	11.6%
Sponsored Programs	241,984,424.27	236,264,773.82	5,719,650.45	2.4%
Net Sales and Services of Educational Activities	16,382,374.30	30,187,962.39	(13,805,588.09)	-45.7%
Net Professional Fees	126,459,675.24	117,721,307.49	8,738,367.75	7.4%
Net Auxiliary Enterprises	5,484,450.77	4,779,071.41	705,379.36	14.8%
Other Operating Revenues	8,728,359.21	8,903,024.96	(174,665.75)	-2.0%
Total Operating Revenues	426,493,873.79	422,468,005.07	4,025,868.72	1.0%
Operating Expenses				
Salaries and Wages	325,339,229.27	322,589,746.02	2,749,483.25	0.9%
Payroll Related Costs	87,034,524.25	88,222,045.55	(1,187,521.30)	-1.3%
Professional Fees and Services	13,820,504.57	11,195,708.52	2,624,796.05	23.4%
Other Contracted Services	15,200,082.23	20,927,847.07	(5,727,764.84)	-27.4%
Travel	4,676,235.61	4,600,471.50	75,764.11	1.6%
Materials and Supplies	36,293,809.02	36,986,298.26	(692,489.24)	-1.9%
Utilities	15,862,606.67	13,582,340.00	2,280,266.67	16.8%
Communications	10,040,948.45	10,070,510.52	(29,562.07)	-0.3%
Repairs and Maintenance	3,692,324.43	3,388,740.78	303,583.65	9.0%
Rentals and Leases	4,679,765.32	5,203,004.12	(523,238.80)	-10.1%
Printing and Reproduction	1,763,742.72	1,565,642.16	198,100.56	12.7%
Scholarships and Fellowships	4,980,107.79	4,319,290.16	660,817.63	15.3%
Depreciation and Amortization	38,333,333.33	30,250,000.00	8,083,333.33	26.7%
Federal Sponsored Program Pass-Through to Other State Agencies	1,458,333.33	1,250,000.00	208,333.33	16.7%
Other Operating Expenses	30,269,380.37	35,584,746.01	(5,315,365.64)	-14.9%
Total Operating Expenses	593,444,927.36	589,736,390.67	3,708,536.69	0.6%
Operating Loss	(166,951,053.57)	(167,268,385.60)	317,332.03	0.2%
Other Nonoperating Adjustments				
State Appropriations	134,426,660.00	145,962,865.18	(11,536,205.18)	-7.9%
Nonexchange Sponsored Programs	1,250,000.00	833,333.33	416,666.67	50.0%
Gift Contributions for Operations	10,162,062.97	10,435,772.92	(273,709.95)	-2.6%
Net Investment Income	26,709,458.81	25,291,605.29	1,417,853.52	5.6%
Interest Expense on Capital Asset Financings	(8,636,015.40)	(8,123,359.80)	(512,655.60)	-6.3%
Net Other Nonoperating Adjustments	163,912,166.38	174,400,216.92	(10,488,050.54)	-6.0%
Adjusted Income (Loss) including Depreciation & Amortization	(3,038,887.19)	7,131,831.32	(10,170,718.51)	-142.6%
Adjusted Margin % including Depreciation & Amortization	-0.5%	1.2%		
Investment Gain (Losses)	(24,677,707.86)	72,420,168.36	(97,097,876.22)	-134.1%
Adj. Inc. (Loss) with Investment Gains (Losses)	(27,716,595.05)	79,551,999.68	(107,268,594.73)	-134.8%
Adj. Margin % with Investment Gains (Losses)	-4.8%	11.7%		
Adjusted Income (Loss) excluding Depreciation & Amortization	35,294,446.14	37,381,831.32	(2,087,385.18)	-5.6%
Adjusted Margin % excluding Depreciation & Amortization	5.9%	6.2%		

UNAUDITED

The University of Texas M. D. Anderson Cancer Center
 Monthly Financial Report, Comparison of Operating Results and Margin
 For the Period Ending June 30, 2012

	June Year-to-Date FY 2012	June Year-to-Date FY 2011	Variance	Fluctuation Percentage
Operating Revenues				
Net Student Tuition	1,280,378.44	1,093,048.63	187,329.81	17.1%
Sponsored Programs	285,948,886.83	288,155,128.40	(2,206,241.57)	-0.8%
Net Sales and Services of Educational Activities	1,817,012.95	1,449,184.05	367,828.90	25.4%
Net Sales and Services of Hospitals	2,149,755,180.50	1,879,179,923.83	270,575,256.67	14.4%
Net Professional Fees	297,036,357.10	279,206,216.65	17,830,140.45	6.4%
Net Auxiliary Enterprises	30,449,084.65	27,602,732.72	2,846,351.93	10.3%
Other Operating Revenues	49,950,630.48	46,119,287.09	3,831,343.39	8.3%
Total Operating Revenues	2,816,237,530.95	2,522,805,521.37	293,432,009.58	11.6%
Operating Expenses				
Salaries and Wages	1,266,238,427.94	1,178,122,671.09	88,115,756.85	7.5%
Payroll Related Costs	349,209,814.17	329,036,178.31	20,173,635.86	6.1%
Cost of Goods Sold	4,091,337.44	3,763,455.69	327,881.75	8.7%
Professional Fees and Services	115,525,693.56	106,356,609.28	9,169,084.28	8.6%
Other Contracted Services	59,816,495.02	50,409,725.86	9,406,769.16	18.7%
Travel	12,135,839.20	12,900,016.61	(764,177.41)	-5.9%
Materials and Supplies	534,152,618.54	474,929,156.47	59,223,462.07	12.5%
Utilities	45,165,854.17	40,002,881.00	5,162,973.17	12.9%
Communications	8,256,755.53	7,294,818.02	961,937.51	13.2%
Repairs and Maintenance	66,851,465.58	62,895,854.40	3,955,611.18	6.3%
Rentals and Leases	35,740,686.31	39,722,168.62	(3,981,482.31)	-10.0%
Printing and Reproduction	2,538,935.84	-	2,538,935.84	100.0%
Scholarships and Fellowships	3,179,904.24	1,553,236.59	1,626,667.65	104.7%
Depreciation and Amortization	218,575,680.94	191,881,706.70	26,693,974.24	13.9%
Federal Sponsored Program Pass-Through to Other State Agencies	1,630,210.09	1,284,630.14	345,579.95	26.9%
Other Operating Expenses	23,444,457.88	22,999,592.62	444,865.26	1.9%
Total Operating Expenses	2,746,554,176.45	2,523,152,701.40	223,401,475.05	8.9%
Operating Loss	69,683,354.50	(347,180.03)	70,030,534.53	20,171.2%
Other Nonoperating Adjustments				
State Appropriations	134,156,351.00	133,072,438.08	1,083,912.92	0.8%
Nonexchange Sponsored Programs	993,706.24	1,558,636.59	(564,930.35)	-36.2%
Gift Contributions for Operations	69,370,778.92	79,887,867.59	(10,517,088.67)	-13.2%
Net Investment Income	48,618,853.72	52,100,996.07	(3,482,142.35)	-6.7%
Interest Expense on Capital Asset Financings	(33,308,068.60)	(34,343,481.90)	1,035,413.30	3.0%
Net Other Nonoperating Adjustments	219,831,621.28	232,276,456.43	(12,444,835.15)	-5.4%
Adjusted Income (Loss) including Depreciation & Amortization	289,514,975.78	231,929,276.40	57,585,699.38	24.8%
Adjusted Margin % including Depreciation & Amortization	9.4%	8.3%		
Investment Gain (Losses)	(56,035,350.60)	234,957,511.49	(290,992,862.09)	-123.8%
Adj. Inc. (Loss) with Investment Gains (Losses)	233,479,625.18	466,886,787.89	(233,407,162.71)	-50.0%
Adj. Margin % with Investment Gains (Losses)	7.7%	15.4%		
Adjusted Income (Loss) excluding Depreciation & Amortization	508,090,656.72	423,810,983.10	84,279,673.62	19.9%
Adjusted Margin % excluding Depreciation & Amortization	16.6%	15.2%		

UNAUDITED

The University of Texas Health Science Center at Tyler
 Monthly Financial Report, Comparison of Operating Results and Margin
 For the Period Ending June 30, 2012

	June Year-to-Date FY 2012	June Year-to-Date FY 2011	Variance	Fluctuation Percentage
Operating Revenues				
Sponsored Programs	10,911,678.76	12,288,405.00	(1,376,726.24)	-11.2%
Net Sales and Services of Educational Activities	1,300,347.98	1,008,838.34	291,509.64	28.9%
Net Sales and Services of Hospitals	37,568,004.07	41,459,705.09	(3,891,701.02)	-9.4%
Net Professional Fees	9,542,121.29	9,312,968.68	229,152.61	2.5%
Net Auxiliary Enterprises	125,240.38	187,370.94	(62,130.56)	-33.2%
Other Operating Revenues	997,917.10	434,543.07	563,374.03	129.6%
Total Operating Revenues	60,445,309.58	64,691,831.12	(4,246,521.54)	-6.6%
Operating Expenses				
Salaries and Wages	46,616,341.39	45,179,455.62	1,436,885.77	3.2%
Payroll Related Costs	13,642,980.81	13,456,090.67	186,890.14	1.4%
Cost of Goods Sold	56,042.82	29,679.98	26,362.84	88.8%
Professional Fees and Services	5,787,723.72	5,821,110.42	(33,386.70)	-0.6%
Other Contracted Services	4,817,457.67	6,128,650.57	(1,311,192.90)	-21.4%
Travel	492,543.75	450,022.48	42,521.27	9.4%
Materials and Supplies	11,294,964.40	10,628,623.61	666,340.79	6.3%
Utilities	2,096,171.51	2,894,127.00	(797,955.49)	-27.6%
Communications	653,034.77	808,278.18	(155,243.41)	-19.2%
Repairs and Maintenance	2,052,755.09	2,162,056.14	(109,301.05)	-5.1%
Rentals and Leases	820,847.32	782,629.71	38,217.61	4.9%
Printing and Reproduction	454,737.39	324,954.16	129,783.23	39.9%
Scholarships and Fellowships	14,989.50	19,496.70	(4,507.20)	-23.1%
Depreciation and Amortization	7,322,422.76	5,695,859.27	1,626,563.49	28.6%
Federal Sponsored Program Pass-Through to Other State Agencies	375,174.52	129,172.90	246,001.62	190.4%
Other Operating Expenses	1,645,701.86	1,536,441.42	109,260.44	7.1%
Total Operating Expenses	98,143,889.28	96,046,648.83	2,097,240.45	2.2%
Operating Loss	(37,698,579.70)	(31,354,817.71)	(6,343,761.99)	-20.2%
Other Nonoperating Adjustments				
State Appropriations	38,272,518.22	30,626,197.03	7,646,321.19	25.0%
Gift Contributions for Operations	644,416.79	203,978.93	440,437.86	215.9%
Net Investment Income	3,435,672.72	3,408,017.21	27,655.51	0.8%
Interest Expense on Capital Asset Financings	(1,196,420.10)	(882,654.00)	(313,766.10)	-35.5%
Net Other Nonoperating Adjustments	41,156,187.63	33,355,539.17	7,800,648.46	23.4%
Adjusted Income (Loss) including Depreciation & Amortization	3,457,607.93	2,000,721.46	1,456,886.47	72.8%
Adjusted Margin % including Depreciation & Amortization	3.4%	2.0%		
Investment Gain (Losses)	(2,318,380.81)	7,314,517.66	(9,632,898.47)	-131.7%
Adj. Inc. (Loss) with Investment Gains (Losses)	1,139,227.12	9,315,239.12	(8,176,012.00)	-87.8%
Adj. Margin % with Investment Gains (Losses)	1.1%	8.8%		
Adjusted Income (Loss) excluding Depreciation & Amortization	10,780,030.69	7,696,580.73	3,083,449.96	40.1%
Adjusted Margin % excluding Depreciation & Amortization	10.5%	7.8%		

3. **U. T. System Board of Regents: Approval of an Incentive Plan for the U. T. System Presidents and U. T. System Administration Executive Officers**

RECOMMENDATION

The Chancellor and the Executive Vice Chancellor for Business Affairs will recommend approval of an Incentive Plan for the U. T. System Presidents and U. T. System Administration Executive Officers.

INCENTIVE PLAN
For
The University of Texas System
Presidents and System Administration Executive Officers

Effective September 1, 2012

TABLE OF CONTENTS

1. Background.....	3
2. Incentive Plan Objectives.....	3
3. Incentive Plan Design.....	3
3.1 Eligibility.....	3
3.2 Performance Goals.....	4
3.3 Performance Period.....	4
3.4 Assessment Levels.....	5
3.5 Award Opportunity Levels.....	5
3.6 Award Multipliers.....	5
3.7 Gate Keeper.....	6
3.8 Payment of Incentive Award Upon Termination of Employment.....	6
3.9 Payment of Awards.....	6
3.10 Recovery of Performance Award.....	7
4. Incentive Plan Authority and Responsibility.....	7
4.1 Board of Regents as Plan Administrator.....	7
4.2 Powers of Board of Regents.....	8
5. Incentive Plan Interpretation.....	8
5.1 Board of Regents Discretion.....	8
5.2 Duration, Amendment, and Termination.....	8
5.3 Records and Reporting.....	8
5.4 Continued Employment.....	9
5.5 Non-transferability of Awards.....	9
5.6 Unfunded Liability.....	9
5.7 Compliance with State and Federal Law.....	9
5.8 Federal State and Local Tax and Other Deductions.....	9
Attachment A – List of Eligible Positions.....	10
Attachment B – Sample Goals.....	11

Incentive Plan for The University of Texas System Presidents and U. T. System Administration Executive Officers

1. BACKGROUND

The University of Texas System “Framework for Advancing Excellence” identified use of incentive-based compensation strategies as a focus area. In support of that objective, the President/Executive Officer Incentive Plan (“Incentive Plan”) is designed to gradually increase the percent of pay that is based on pre-determined performance goals.

Effective Date: September 1, 2012

2. INCENTIVE PLAN OBJECTIVES

The Incentive Plan serves a number of objectives, including:

- supporting the “Framework for Advancing Excellence” by setting performance objectives aligned to attainment in focus areas,
- enhancing The University of Texas System’s ability to provide competitive pay levels to attract the highest quality Presidents and System Administration Executive Officers, and
- retaining high performing Presidents and System Administration Executive Officers through a combination of short-term and long-term incentives.

3. INCENTIVE PLAN DESIGN

The Incentive Plan is designed to provide a significant percentage of the direct compensation paid to the Presidents and System Administration Executive Officers of The University of Texas System.

3.1 Eligibility

(a) University of Texas presidents and The University of Texas System Administration Executive Officers will be “Participants” in the Incentive Plan for a performance period if (and only if) he or she is both: (i) employed by The University of Texas System in an employment position that is designated as an “Eligible Position” and (ii) selected by the Board of Regents as eligible to participate in the Incentive Plan. Generally, employees who are newly hired or promoted into an Eligible Position on or before March 1 of a given year may participate in the short-term performance period on a pro-rated basis. Participation in the long-term performance period will begin with the next academic year.

The Board of Regents, in its discretion, may designate the employment position of a newly hired or promoted employee as eligible to participate in the full Incentive Plan for any performance period (or remainder of a performance period).

A list of Eligible Positions is set forth in Attachment A.

(b) An employee will cease to be a Participant in the Incentive Plan on the earliest to occur of: (i) the date such employee is no longer employed in an Eligible Position; (ii) the date of termination of the Performance Incentive Plan; (iii) the date such employee commences a leave of absence; (iv) the date the Board of Regents designates that such employee's employment position is not an Eligible Position; or (v) any date designated by the Board of Regents as the date on which such employee is no longer a Participant.

(c) Except as provided in Section 3.8, only individuals who are Participants on the last day of a performance period are eligible to receive an Incentive Award under the Incentive Plan for that performance period.

3.2 Performance Goals

(a) Performance goals will be established annually with final approval by Board of Regents or their designee. Each Participant may have both University of Texas System-wide goals and specific University or functional area goals. Where practical, performance goals will be tied to the "Framework for Advancing Excellence." Performance Goals will be realistic, but aggressive.

(b) Performance goals are established each year within 60 days of the beginning of the fiscal year. Performance goals for newly eligible Participants will be established within 90 days of hire or promotion.

(c) Performance Goals will include short-term (one year) and long-term (three year) goals.

(d) A weighting for each performance goal will be determined when goals are established and approved by the Board of Regents or its designee.

3.3 Performance Period

The Performance period for short-term goals is one fiscal year. The performance period for long-term goals is three fiscal years. Long-term (three year) goals are created on an overlapping cycle to provide (after the first three-year cycle) a long-term incentive opportunity each year.

<u>Three Year Goals</u>	2013	2014	2015	2016	2017	2018	2019
2013 Goals pay out 2016				X			
2014 Goals pay out 2017					X		
2015 Goals pay out 2018						X	
2016 Goals pay out 2019							X

3.4 *Assessment Levels*

(a) All performance goals, whether quantitative or qualitative will be readily measurable, utilizing evaluative tools deemed appropriate by the Board of Regents or their designee, including statistics from The Office of Strategic Initiatives, national benchmarks, or other independently verified measures.

(b) Following the end of each performance period, the Board of Regents will review the actual performance of each Participant against the performance goals for the respective Participant and determine the Participant’s level of achievement of his/her performance goals. The Board of Regents will seek, and may rely on, the independent confirmation of the level of performance goal achievement from external sources.

3.5 *Award Opportunity Levels*

(a) The University of Texas System will continue to target total direct compensation for key executives as per Regents’ Rule 20203, which is defined as base salary, deferred compensation, and short and long-term incentive pay. Adjustments to base salary will gradually reduce and be replaced with incentive award opportunities becoming a larger portion of total direct compensation.

(b) The incentive award opportunity level is the targeted percentage of a Participant’s base salary that is subject to incentive awards.

The Board of Regents will review and may adjust a Participant’s award opportunity level annually when approving performance goals.

3.6 *Award Multipliers*

(a) Award opportunity levels will be adjusted to reflect the Participant’s success in attaining performance goals. Attainment of the “target” goal will earn 100% of the weighted award. Lower “threshold” goals will be set, allowing the Participant to earn 50% of the weighted award. Maximum award opportunity goals will be set, allowing the Participant to earn 150% of the weighted award. Payments will not be interpolated, but will be paid at the threshold, target, or maximum rates.

(b) Each performance goal is calculated independently and paid out based on attainment and pre-determined weight.

3.7 *Gate Keeper*

The Board of Regents may annually approve a financial or other appropriate threshold that must be achieved for incentive payments to be made. If that threshold is not met, no incentive awards will be paid regardless of individual performance on goals.

3.8 *Payment of Incentive Award Upon Termination of Employment*

(a) Except as otherwise provided in this Section 3.8, any Participant who ceases to be a Participant either because of termination of employment with The University of Texas System or U. T. System institution, or for any other reason stated in Section 3.8 (c) prior to the end of a performance period will not be eligible to receive payment of any incentive award for that or any subsequent performance periods.

(b) If a Participant ceases to be a Participant in the Incentive Plan prior to the end of the performance period because he or she commences an approved leave of absence, such Participant's incentive award for the current performance period, if any, will be calculated on a prorated basis from the first day of the performance period to the date coinciding with the date the Participant commences such leave of absence, and such individual will not be entitled to any incentive awards for any performance period thereafter (unless he or she again becomes a Participant in accordance with Section 3.1).

(c) The chart below provides for the treatment of the incentive award upon termination of Participant's employment.

Termination Scenario	Forfeit	Prorated	Discretion of BOR
Death		X	
Disability		X	
Retirement			X
Quit	X		
Termination			X

3.9 *Payment of Awards*

(a) Incentive awards will be paid annually at the end of the performance cycle, following preliminary audit results and Board of Regents' approval. Payment must be made no later than two and a half months after the calendar year in which the incentive award was earned to comply with current Internal Revenue Service regulations.

(b) Mid-cycle payouts on short-term and long-term goals will not be made.

(c) Incentive Awards will be calculated for each Participant based on the level achieved on each performance goal (as determined in Section 3.4), taking into account the weightings for each goal.

(d) Incentive award payments will be made in one lump sum and may be deferred, subject to IRS limitations.

(e) Calculation of the prorated incentive award will be based on the Participant's attainment of performance goals (threshold, target, or maximum) and the length of time a Participant was eligible to receive an incentive award during the performance period.

3.10 Recovery of Performance Award

(a) Notwithstanding anything in this Plan to the contrary, if the Board of Regents or their designee (in its sole discretion, but acting in good faith) determines that a Participant has engaged in fraudulent and/or willful misconduct that materially disrupts, damages, impairs, or interferes with the business, reputation, or employee relations of The University of Texas System, such Participant will not be entitled to any incentive awards for the performance periods during which the Board of Regents determines such misconduct occurred, whether in current or past performance periods.

(b) To the extent a Participant has been awarded any incentive awards to which he or she is not entitled as a result of this Section 3.10, the incentive award will be recovered by The University of Texas System pursuant to the following remedies in the order listed:

(i) any current performance period incentive awards will be forfeited, (ii) any deferred compensation will be forfeited in the amount of the forfeited incentive award, and (iii) such Participant must return to The University of Texas System any remaining excess amount. Recovery of incentive awards to which a Participant is not entitled pursuant to this Section 3.10, does not constitute a settlement of other claims that The University of Texas System may have against such Participant including claims resulting from the conduct giving rise to such recovery. Rather, the remedies set forth above are in addition to and not in lieu of, any actions imposed by law enforcement agency regulators or other authorities and any civil remedies available to The University of Texas System.

4. INCENTIVE PLAN AUTHORITY AND RESPONSIBILITY

4.1 Board of Regents as Plan Administrator

Except as otherwise specifically provided in this Incentive Plan, the Incentive Plan will be administered by the Board of Regents or their designee.

4.2 *Powers of Board of Regents*

The Board of Regents has all powers specifically vested herein and all powers necessary or advisable to administer the Incentive Plan as it determines in its discretion, including without limitation the authority to:

1. establish the conditions for the determination and payment of compensation by establishing the provisions of the Incentive Plan,
2. select the employees who are eligible to be Participants in the Incentive Plan, and
3. delegate to any other person, committee, or entity any of its ministerial powers and/or duties under the Incentive Plan as long as any such delegation is in writing and complies with The University of Texas System Regents' *Rules and Regulations*.

5. INCENTIVE PLAN INTERPRETATION

5.1. *Board of Regents' Discretion*

Consistent with the provisions of the Incentive Plan, the Board of Regents has the discretion to interpret the Incentive Plan and may from time to time adopt such rules and regulations that it may deem advisable to carry out the Incentive Plan. All decisions made by the Board of Regents in selecting the Participants approved to receive incentive awards, including the amount thereof, and in construing the provisions of the Incentive Plan, including without limitation the terms of any incentive awards, are final.

5.2. *Duration, Amendment, and Termination*

The Board of Regents has the right in its discretion to amend the Incentive Plan or any portion thereof from time to time, to suspend it for a specified period, or to terminate it entirely or any portion thereof. However, if the Incentive Plan is suspended or terminated during a performance period, Participants will receive a prorated incentive award based on performance achieved through the performance measurement date immediately preceding such suspension or termination. The Incentive Plan will be in effect until suspension or termination by the Board of Regents.

5.3. *Records and Reporting*

All records for the Incentive Plan will be maintained by the Office of Business Affairs of The University of Texas System. Relative performance data and calculations will be reviewed by The University of Texas System external auditor before Incentive Awards are finalized and approved by the Board of Regents.

5.4. *Continued Employment*

Nothing in the adoption of the Incentive Plan or the awarding of incentive awards will confer on any employee the right to continued employment with The University of Texas System or affect in any way the right of The University of Texas System to terminate his or her employment at any time.

5.5. *Non-transferability of Awards*

Except for the rights of the estate or designated beneficiaries of Participants to receive payments, as set forth herein, incentive awards under the Incentive Plan are non-assignable and nontransferable and are not subject to anticipation, adjustment, alienation, encumbrance, garnishment, attachment, or levy of any kind. The preceding notwithstanding, the Incentive Plan will pay any portion of an incentive award that is or becomes vested in accordance with an order that meets the requirements of a “qualified domestic relations order” as set forth in Section 414(p) of the *Internal Revenue Code*.

5.6. *Unfunded Liability*

(a) Neither the establishment of the Incentive Plan nor the award of any incentive awards will be deemed to create a trust. The Incentive Plan will constitute an unfunded, unsecured liability of The University of Texas System to make payments in accordance with the provisions of the Incentive Plan. Any amounts set aside by The University of Texas System to assist it in the payment of incentive awards or other benefits under the Incentive Plan will be the assets of The University of Texas System, and no Participant will have any security or other interest in any assets of The University of Texas System or Board of Regents by reason of the Incentive Plan.

(b) Nothing contained in the Incentive Plan will be deemed to give any Participant, or any personal representative or beneficiary, any interest or title to any specific property of The University of Texas System or any right against The University of Texas System.

5.7. *Compliance with State and Federal Law*

No portion of the Incentive Plan will be effective at any time when such portion violates an applicable state or federal law, regulation, or governmental order or directive.

5.8. *Federal, State, and Local Tax and Other Deductions*

All Incentive Awards will be subject to any deductions (1) for tax and withholding required by federal, state, or local law at the time such tax and withholding is due (irrespective of whether such incentive award is deferred and not payable at such time) and (2) for any and all amounts owed by the Participant to The University of Texas System at the time of payment of the incentive award. The University of Texas System will not be obligated to advise an employee of the existence of the tax or the amount that The University of Texas System will be required to withhold.

ATTACHMENT A
LIST OF ELIGIBLE POSITIONS

President, The University of Texas at Arlington
President, The University of Texas at Austin
President, The University of Texas at Brownsville
President, The University of Texas at Dallas
President, The University of Texas at El Paso
President, The University of Texas-Pan American
President, The University of Texas of the Permian Basin
President, The University of Texas at San Antonio
President, The University of Texas at Tyler
President, The University of Texas Health Science Center at Houston
President, The University of Texas Health Science Center at San Antonio
President, The University of Texas Health Science Center at Tyler
President, The University of Texas M. D. Anderson Cancer Center
President, The University of Texas Medical Branch at Galveston
President, The University of Texas Southwestern Medical Center
Executive Vice Chancellor for Academic Affairs
Executive Vice Chancellor for Business Affairs
Executive Vice Chancellor for Health Affairs
Vice Chancellor for Health Affairs
Vice Chancellor for External Relations
Vice Chancellor for Strategic Initiatives
Vice Chancellor and General Counsel
Vice Chancellor and Chief Governmental Relations Officer
Vice Chancellor for Federal Relations

Possibly Eligible Positions at the Discretion of the Board of Regents

Chancellor
General Counsel to the Board of Regents

Attachment B

**UNIVERSITY OF TEXAS – PRESIDENT/EXECUTIVE OFFICER INCENTIVE PLAN
SAMPLE GOALS (Not Interpolated)**

Base salary \$350,000

Incentive Award Opportunity 10.0%

		PERFORMANCE STANDARDS			PAYOUT CALCULATION		
Performance Goals	Relative weighting	Threshold	Target	Maximum	Actual Performance	% Earned	Calculated Award
Percent of Target Earned		50%	100%	150%			
Short Term							
System-wide Cost Savings from Shared Services Initiatives	25	\$200M	\$300M	\$400M	\$450M	150%	\$13,125
Growth in Sponsored Research from Prior Year	20	5%	10%	15%	13%	100%	\$7,000
Philanthropic Funding as a % of Institutional Expenditures	20	3.3%	3.5%	3.6%	3.4%	50%	\$3,500
						Total Short-Term Payout	\$23, 625
Long Term							
4-Year Graduation Rates	35	60%	64%	66%	65%	100%	\$12,250
Total Long-Term Payout (Set Aside but Not Paid Until Year 3)							\$12,250

4. **U. T. System Board of Regents: Adoption of a Resolution authorizing the issuance, sale, and delivery of Permanent University Fund Bonds and authorization to complete all related transactions**

RECOMMENDATION

The Chancellor concurs in the recommendation of the Executive Vice Chancellor for Business Affairs that the U. T. System Board of Regents

- a. adopt a Resolution, substantially in the form previously approved by the U. T. System Board of Regents, authorizing the issuance, sale, and delivery of Board of Regents of The University of Texas System Permanent University Fund (PUF) Bonds in one or more installments in an aggregate principal amount not to exceed \$500 million to be used to refund certain outstanding PUF Bonds, to refund PUF Flexible Rate Notes, Series A, to refund PUF Commercial Paper Notes, to provide new money to fund construction and acquisition costs, and to pay the costs of issuance; and
- b. authorize appropriate officers and employees of U. T. System as set forth in the Resolution to take any and all actions necessary to carry out the intentions of the U. T. System Board of Regents within the limitations and procedures specified therein; to make certain covenants and agreements in connection therewith; and to resolve other matters incident and related to the issuance, sale, security, and delivery of such bonds.

BACKGROUND INFORMATION

On August 25, 2011, the Board of Regents adopted a resolution authorizing the issuance of PUF Bonds in an amount not to exceed \$500 million. Adoption of this Resolution would rescind the resolution approved by the Board of Regents in August 2011, and would provide a similar authorized amount and purposes as the prior resolution.

Adoption of the Resolution would authorize the advance or current refunding of a portion of certain outstanding PUF Bonds provided that an advance refunding exceeds a minimum 3% present value debt service savings threshold. An advance refunding involves issuing bonds to refund outstanding bonds more than 90 days in advance of the call date, whereas a current refunding involves issuing bonds to refund outstanding bonds within 90 days of the call date. Refunding bonds are issued at lower interest rates thereby producing debt service savings. Adoption of this Resolution would provide the flexibility to select the particular bonds to be refunded depending on market conditions at the time of pricing.

The Resolution would also authorize the current refunding of all or a portion of the PUF Commercial Paper Notes. The PUF Commercial Paper Note program is used to provide interim financing for PUF projects approved by the Board. Adoption of the Resolution would permit the interim financing provided through the Notes to be replaced with long-term financing. The Resolution also authorizes the issuance of bonds to provide new money to fund the capital costs of eligible projects.

The Resolution would also authorize the appropriate officers and employees of the U. T. System to refund outstanding PUF Bonds pursuant to a tender program and to use lawfully available funds to defease outstanding PUF Bonds when economically advantageous.

The proposed Resolution has been reviewed by outside bond counsel and the U. T. System Office of General Counsel.

Note: The proposed Resolution is available online at <http://www.utsystem.edu/board-of-regents/meetings/board-meeting-2012-08-22>

5. **U. T. System Board of Regents: Adoption of a Supplemental Resolution authorizing the issuance, sale, and delivery of Revenue Financing System Bonds and authorization to complete all related transactions**

RECOMMENDATION

The Chancellor concurs in the recommendation of the Executive Vice Chancellor for Business Affairs that the U. T. System Board of Regents

- a. adopt a Supplemental Resolution, substantially in the form previously approved by the U. T. System Board of Regents, authorizing the issuance, sale, and delivery of Board of Regents of The University of Texas System Revenue Financing System (RFS) Bonds in one or more installments in an aggregate principal amount not to exceed \$500 million to be used to refund certain outstanding RFS Bonds, to refund RFS Commercial Paper Notes, to provide new money to fund construction and acquisition costs of projects in the Capital Improvement Program, and to pay the costs of issuance; and
- b. authorize appropriate officers and employees of U. T. System as set forth in the Supplemental Resolution to take any and all actions necessary to carry out the intentions of the U. T. System Board of Regents within the limitations and procedures specified therein; to make certain covenants and agreements in connection therewith; and to resolve other matters incident and related to the issuance, sale, security, and delivery of such RFS Bonds.

BACKGROUND INFORMATION

On August 25, 2011, the Board of Regents adopted a resolution authorizing the issuance of additional RFS Bonds in an amount not to exceed \$500 million. A portion of this authority was utilized with the issuance of \$195.85 million in RFS Refunding Bonds, Series 2012A, issued on March 1, 2012, and \$238.1 million of RFS Bonds, Series 2012B, issued on March 21, 2012.

Adoption of this Supplemental Resolution would rescind the remaining issuance authority under the prior resolution, and provide a similar authorized amount and purposes as the prior resolution.

Adoption of the Supplemental Resolution would authorize the advance or current refunding of a portion of certain outstanding RFS Bonds provided that an advance refunding exceeds a minimum 3% present value debt service savings threshold. An advance refunding involves issuing bonds to refund outstanding bonds more than 90 days in advance of the call date whereas a current refunding involves issuing bonds to refund outstanding bonds within 90 days of the call date. Refunding bonds are issued at lower interest rates thereby producing debt service savings. Adoption of this Supplemental Resolution will provide the flexibility to select the particular bonds to be refunded depending on market conditions at the time of pricing.

The Supplemental Resolution would also authorize the current refunding of all or a portion of the RFS Commercial Paper Notes. The RFS Commercial Paper Note program is used to provide interim financing for RFS projects approved by the Board. Adoption of the Supplemental

Resolution will permit the interim financing provided through the Notes to be replaced with long-term financing. The Supplemental Resolution also authorizes the issuance of bonds to provide new money to fund the capital costs of eligible projects.

The Supplemental Resolution also authorizes the appropriate officers and employees of the U. T. System to refund outstanding RFS Bonds pursuant to a tender program and to use lawfully available funds to defease outstanding RFS Bonds when economically advantageous.

The proposed Supplemental Resolution has been reviewed by outside bond counsel and the U. T. System Office of General Counsel.

Note: The proposed Resolution is available online at
<http://www.utsystem.edu/board-of-regents/meetings/board-meeting-2012-08-22>

6. **U. T. System Board of Regents: Adoption of resolutions authorizing certain bond enhancement agreements for Revenue Financing System debt and Permanent University Fund debt, including ratification of U. T. System Interest Rate Swap Policy**

RECOMMENDATION

The Chancellor concurs in the recommendation of the Executive Vice Chancellor for Business Affairs that the U. T. System Board of Regents adopt resolutions substantially in the form set out on the following pages (the Resolutions) authorizing appropriate officers of the U. T. System to enter into bond enhancement agreements related to its Revenue Financing System (RFS) and Permanent University Fund (PUF) debt programs in accordance with the U. T. System Interest Rate Swap Policy and to take any and all actions necessary to carry out the intentions of the U. T. System Board of Regents.

The Resolution authorizing the execution and delivery of bond enhancement agreements relating to Permanent University Fund debt is on Pages 122 - 133. The Resolution authorizing the execution and delivery of bond enhancement agreements relation to Revenue Financing System debt is located on Pages 134 - 144.

BACKGROUND INFORMATION

Texas Education Code Section 65.461 provides specific authority to the U. T. System Board of Regents to enter into "bond enhancement agreements," which include interest rate swaps and related agreements in connection with administration of the U. T. System's RFS and PUF debt programs.

The U. T. System Interest Rate Swap Policy was approved by the Board of Regents as a Regental Policy on February 13, 2003, and was incorporated into the Regents' *Rules and Regulations*, Rule 70202, on December 10, 2004. The Rule was subsequently amended on August 23, 2007. Section 1371.056(l) of the *Texas Government Code* requires that while an interest rate management agreement transaction is outstanding, the governing body of the issuer shall review and ratify or modify its related risk management policy at least biennially.

On August 25, 2011, the Board approved bond enhancement agreement resolutions for FY 2012. Approval of this item would authorize the execution of bond enhancement agreement transactions related to RFS and PUF debt in accordance with the U. T. System Interest Rate Swap Policy for FY 2013 and will ratify the existing U. T. System Interest Rate Swap Policy, set out as Exhibit B, as required by *Texas Government Code* Section 1371.056. The determination to utilize bond enhancement agreements will be made based on market conditions at the time of pricing the related debt issuance. The Chancellor and the Chairman of the Board's Finance and Planning Committee will be informed in advance of any proposed transactions to be undertaken pursuant to the resolutions.

A RESOLUTION AUTHORIZING THE EXECUTION AND DELIVERY OF BOND ENHANCEMENT AGREEMENTS RELATING TO PERMANENT UNIVERSITY FUND DEBT AND AUTHORIZING AND APPROVING OTHER INSTRUMENTS AND PROCEDURES RELATING TO SAID AGREEMENTS

August 23, 2012

WHEREAS, the Board of Regents (the "Board") of The University of Texas System (the "System") is the governing body of the System, an institution of higher education under the Texas Education Code and an agency of the State of Texas (the "State"); and

WHEREAS, the Permanent University Fund is a constitutional fund and public endowment created in the Texas Constitution of 1876, as created, established, implemented and administered pursuant to Sections 10, 11, 11a, 11b, 15, and 18 of Article VII of the Constitution of the State, as amended, and by other applicable present and future constitutional and statutory provisions, and further implemented by the provisions of Chapter 66, *Texas Education Code*, as amended (the "Permanent University Fund"); and

WHEREAS, the Available University Fund is defined by the Constitution of the State and consists of distributions made to it from the total return on all investment assets of the Permanent University Fund, including the net income attributable to the surface of Permanent University Fund land, as determined by the Board pursuant to Section 18 of Article VII of the Constitution of the State, as amended (the "Available University Fund"); and

WHEREAS, Section 18 of Article VII of the Constitution of the State, as may hereafter be amended (the "Constitutional Provision"), authorizes the Board to issue bonds and notes ("PUF Debt") not to exceed a total amount of 20% of the cost value of investments and other assets of the Permanent University Fund, exclusive of real estate, at the time of issuance thereof and to pledge all or any part of its two-thirds interest in the Available University Fund (the "Interest of the System") to secure the payment of the principal of and interest on PUF Debt, for the purpose of acquiring land, constructing and equipping buildings or other permanent improvements, major repair and rehabilitation of buildings and other permanent improvements, acquiring capital equipment and library books and library materials, and refunding bonds or notes issued under the Constitutional Provision or prior law, at or for the System administration and institutions of the System as listed in the Constitutional Provision; and

WHEREAS, the Constitutional Provision also provides that out of the Interest of the System in the Available University Fund there shall be appropriated an annual sum sufficient to pay the principal and interest due on PUF Debt, and the remainder of the Interest of the System in the Available University Fund (the "Residual AUF") shall be appropriated for the support and maintenance of The University of Texas at Austin and the System Administration; and

WHEREAS, unless otherwise defined herein, terms used herein shall have the meaning as set forth in Exhibit A hereto; and

WHEREAS, the Board has previously entered into certain Executed Master Agreements (as defined herein) with certain counterparties setting forth the terms and conditions applicable to each Confirmation (as defined herein) to be executed thereunder; and

WHEREAS, the Board hereby desires to ratify the U.T. System's Interest Rate Swap Policy, a copy of which is attached hereto as Exhibit B, and to severally authorize each Authorized Representative (as defined in the System's Interest Rate Swap Policy) to enter into Bond Enhancement Agreements (as defined herein) from time to time, all as provided in this Resolution.

NOW THEREFORE BE IT RESOLVED, that

SECTION 1. DEFINITIONS. Capitalized terms used in this Resolution and not otherwise defined shall have the meanings given in Exhibit A attached hereto and made a part hereof.

SECTION 2. AUTHORIZATION OF BOND ENHANCEMENT AGREEMENTS.

(a) Delegation. Each Authorized Representative is hereby severally authorized to act on behalf of the Board in accepting and executing new or amended confirmations under one or more of the Master Agreements (each, a "Confirmation" and, collectively with the applicable Master Agreement, a "Bond Enhancement Agreement") when, in his or her judgment, the execution of such Confirmation is consistent with this Resolution and the System's Interest Rate Swap Policy and either (i) the transaction is expected to reduce the net interest to be paid by the Board with respect to any then outstanding PUF Debt or PUF Debt anticipated to be issued in the future over the term of the Bond Enhancement Agreement or (ii) the transaction is in the best interests of the Board given the market conditions at that time. Prior to entering into any such transaction, an Authorized Representative must deliver to the General Counsel of the Board a certificate setting forth the determinations of the Authorized Representative in connection with the foregoing. Each Authorized Representative is also severally authorized to execute any required novation agreement related to the execution and delivery of a new or amended Confirmation undertaken in conjunction with the novation of an existing Confirmation. The delegation to each Authorized Representative to execute and deliver Bond Enhancement Agreements on behalf of the Board under this Resolution shall expire on September 1, 2013.

(b) Authorizing Law and Treatment as Credit Agreement. The Board hereby determines that any such Bond Enhancement Agreement entered into by an Authorized Representative pursuant to this Resolution is necessary or appropriate to place the Board's obligations with respect to its outstanding PUF Debt or PUF Debt anticipated to be issued in the future on the interest rate, currency, cash flow or other basis set forth in such Bond Enhancement Agreement as approved and executed on behalf of the Board by an Authorized Representative. Each Bond Enhancement Agreement constitutes a "bond enhancement agreement" under Section 65.461 of the *Texas Education Code*, as amended ("Section 65.461"). Pursuant to Section 65.461, a Bond Enhancement Agreement authorized and executed by an Authorized Representative under this Resolution shall not

be considered a “credit agreement” under Chapter 1371 of the *Texas Government Code*, as amended (“Chapter 1371”), unless specifically designated as such by such Authorized Representative. In the event an Authorized Representative elects to treat a Bond Enhancement Agreement authorized by this Resolution as a “credit agreement” under Chapter 1371 and this Resolution has not previously been submitted to the Attorney General by an Authorized Representative, such Authorized Representative shall submit this Resolution to the Attorney General for review and approval in accordance with the requirements of Chapter 1371 as the proceedings authorizing Bond Enhancement Agreements entered into by the Board pursuant to this Resolution.

(c) Costs; Maximum Term. The costs of any Bond Enhancement Agreement and the amounts payable thereunder, including but not limited to any amounts payable by the Board as a result of terminating a Bond Enhancement Agreement, shall be payable from the Residual AUF as a cost of the support and maintenance of System administration or from any other source that is legally available to make such payments.

The maximum term of each Bond Enhancement Agreement authorized by this Resolution shall not exceed the maturity date of the then outstanding related PUF Debt or the related PUF Debt anticipated to be issued in the future, as applicable.

(d) Notional Amount. The notional amount of any Bond Enhancement Agreement authorized by this Resolution shall not at any time exceed the aggregate principal amount of the then outstanding related PUF Debt or related PUF Debt anticipated to be issued in the future, as applicable; provided that the aggregate notional amount of multiple Bond Enhancement Agreements relating to the same PUF Debt may exceed the principal amount of the related PUF Debt if such Bond Enhancement Agreements are for different purposes, as evidenced for example by different rates for calculating payments owed, and the aggregate notional amount of any such Bond Enhancement Agreements for the same purpose otherwise satisfies the foregoing requirements.

(e) Early Termination. No Confirmation entered into pursuant to this Resolution shall contain early termination provisions at the option of the counterparty except upon the occurrence of an event of default or an additional termination event, as prescribed in the applicable Master Agreement. In addition to subsections (a) and (b) of Section 5 hereof, each Authorized Representative is hereby severally authorized to terminate any Bond Enhancement when, in his or her judgment, such termination is in the best interests of the Board given the market conditions at that time.

(f) Maximum Rate. No Bond Enhancement Agreement authorized by this Resolution shall be payable at a rate greater than the maximum rate allowed by law.

(g) Credit Enhancement. An Authorized Representative may obtain credit enhancement for any Bond Enhancement Agreement if such Authorized Representative, as evidenced by a certificate delivered to the General Counsel to the Board, has determined that after taking into account the cost of such credit enhancement, such credit enhancement will reduce the amount payable by the Board pursuant to such Bond Enhancement Agreement; provided that the annual cost of credit enhancement on any

Bond Enhancement Agreement entered into pursuant to this Resolution may not exceed 0.50% of the notional amount of such Bond Enhancement Agreement.

SECTION 3. AUTHORIZATION FOR SPECIFIC TRANSACTIONS.

(a) In addition to the authority otherwise granted in this Resolution, each Authorized Representative is hereby severally granted continuing authority to enter into the following specific transactions pursuant to a Confirmation (or other agreement or instrument deemed necessary by an Authorized Representative) upon satisfaction of the following respective conditions:

(1) Floating-to-fixed rate interest rate swap transactions under which the Board would pay an amount based upon a fixed rate of interest and the counterparty would pay an amount based upon a variable rate of interest with respect to PUF Debt then outstanding bearing interest at a variable rate and any PUF Debt anticipated to be issued in the future that will bear interest at a variable rate, as applicable. Prior to entering into such transaction, an Authorized Representative must deliver to the General Counsel to the Board a certificate to the effect that (i) the synthetic fixed rate to the Board pursuant to the swap transaction is lower than the rate available to the Board for comparable fixed rate debt at the time of the swap transaction, and (ii) if the variable rate being paid or expected to be paid by the Board on the applicable PUF Debt is computed on a basis different from the calculation of the variable rate to be received under the swap transaction over the stated term of such swap transaction, the basis risk of the transaction is expected to be minimal based upon historical relationships between such bases.

(2) Fixed-to-floating rate interest rate swap transactions under which the Board would pay an amount based upon a variable rate of interest and the counterparty would pay an amount based upon a fixed rate of interest, with respect to PUF Debt then outstanding bearing interest at a fixed rate or PUF Debt anticipated to be issued in the future that will bear interest at a fixed rate, as applicable. Prior to entering into such transaction, an Authorized Representative must deliver to the General Counsel to the Board a certificate to the effect that converting such portion of fixed rate PUF Debt to a variable rate pursuant to the fixed-to-floating interest rate swap transaction would be beneficial to the System by (i) lowering the anticipated net interest cost on the PUF Debt to be swapped against or (ii) assisting in the System's asset/liability management by matching a portion of its variable rate assets with variable rate PUF Debt.

(3) Basis swap transactions under which the Board would pay a variable rate of interest computed on one basis, such as the Securities Industry and Financial Markets Association Municipal Swap Index, and the counterparty would pay a variable rate of interest computed on a different basis, such as a designated maturity of the London Interbank Offered Rate ("LIBOR"), with respect to a given principal amount of PUF Debt then outstanding or PUF Debt anticipated to be issued in the future, as applicable. Prior to entering into such transaction, an

Authorized Representative must deliver to the General Counsel to the Board a certificate to the effect that by entering into the basis swap transaction the Board is expected to be able to (i) achieve spread income or upfront cash payments, (ii) preserve call option and advance refunding capability on its PUF Debt, (iii) lower net interest cost by effecting a percent of LIBOR synthetic refunding without issuing additional bonds or acquiring credit enhancement, (iv) lower net interest cost on PUF Debt by layering tax risk on top of a traditional or synthetic fixed rate financing, (v) preserve liquidity capacity, or (vi) avoid the mark to market volatility of a fixed-to-floating or floating-to-fixed swap in changing interest rate environments.

(4) Interest rate locks, caps, options, floors, and collars for the purpose of limiting the exposure of the Board to adverse changes in interest rates in connection with outstanding PUF Debt or additional PUF Debt anticipated to be issued in the future. Prior to entering into such a transaction, an Authorized Representative must deliver to the General Counsel to the Board a certificate to the effect that such transaction is expected to limit or eliminate such exposure.

(b) The foregoing is not intended to be a comprehensive list of permissible types of transactions, but rather to specify additional conditions necessary to enter into the specified types of transactions. The requirements of Section 2(a) above shall apply to any transaction not specified in Section 3(a) above.

SECTION 4. APPLICATION OF PAYMENTS RECEIVED UNDER BOND ENHANCEMENT AGREEMENTS.

(a) General. Except as provided in subsection (b) hereof, to the extent the Board receives payments pursuant to a Bond Enhancement Agreement, such payments shall be applied for any lawful purpose.

(b) Payments under Chapter 1371 Credit Agreements. In the event an Authorized Representative elects to treat a Bond Enhancement Agreement authorized by this Resolution as a “credit agreement” under Chapter 1371 and such Bond Enhancement Agreement is executed and delivered pursuant to Chapter 1371, to the extent that the Board receives payments pursuant to such a Bond Enhancement Agreement, such payments shall be applied as follows: (i) to pay (A) debt service on the PUF Debt or anticipated issuance of PUF Debt related to the Bond Enhancement Agreement, or (B) the costs to be financed by the PUF Debt or anticipated issuance of PUF Debt related to the Bond Enhancement Agreement; provided that, if applicable, such costs shall have been approved for construction by the Board and that the applicable projects have received the required approval or review of the Texas Higher Education Coordinating Board to the extent and as required by the provisions of Chapter 61 of the *Texas Education Code*, including Section 61.058 thereof; (ii) to pay other liabilities or expenses that are secured on parity with or senior to the PUF Debt or anticipated issuance of PUF Debt related to the Bond Enhancement Agreement; or (iii) to the extent that costs set forth in (i) and (ii) have been satisfied, for any other lawful purpose.

SECTION 5. BOND ENHANCEMENT AGREEMENTS IN CONNECTION WITH ANTICIPATED PUF DEBT.

(a) Requirement to Terminate or Modify Agreement for Non-issuance of Anticipated PUF Debt. In the event a Bond Enhancement Agreement is entered into under this Resolution in connection with the anticipated issuance of PUF Debt and such PUF Debt is not actually issued on or prior to the effective date of such agreement, an Authorized Representative shall either terminate such Bond Enhancement Agreement or amend such Bond Enhancement Agreement in such event (i) to delay the effective date of such Bond Enhancement Agreement; or (ii) to replace such anticipated PUF Debt with any then outstanding PUF Debt having the same types of interest rates (fixed or variable) as the anticipated PUF Debt.

(b) Requirement to Terminate or Modify Agreement for Notional Amount in Excess of Anticipated PUF Debt as Issued. In the event a Bond Enhancement Agreement is entered into under this Resolution in connection with the anticipated issuance of PUF Debt and such Bond Enhancement Agreement has a notional amount that at any time exceeds the principal amount to be outstanding of such anticipated PUF Debt as actually issued, an Authorized Representative shall either terminate such Bond Enhancement Agreement or amend such Bond Enhancement Agreement (i) to reduce the notional amount of such Bond Enhancement as appropriate so that such notional amount does not exceed at any time the principal amount to be outstanding of such anticipated PUF Debt as actually issued or (ii) supplement or replace all or a portion of such anticipated PUF Debt with any then outstanding PUF Debt having the same types of interest rates (fixed or variable) as the anticipated PUF Debt as necessary to ensure that the notional amount of such Bond Enhancement Agreement does not exceed at any time the principal amount of the applicable PUF Debt.

(c) Board Recognition of Anticipated Parity Debt. No Bond Enhancement Agreement may be entered into under this Resolution with respect to the Board's obligations under an anticipated future issuance of PUF Debt unless such anticipated issuance of future debt shall have been recognized by official action of the Board pursuant to (i) the Board's prior adoption of a resolution authorizing the issuance of such debt, including but not limited to a resolution delegating the parameters of such issuance to an Authorized Representative or a resolution authorizing the issuance of commercial paper notes, (ii) the Board's prior approval of its then current Capital Improvement Program contemplating the financing of the projects to be financed by such anticipated issuance of debt and the amount of such debt to be issued, or (iii) the Board's action pursuant to subsection (e) hereof with respect to PUF Debt anticipated to be issued to refund outstanding PUF Debt.

(d) Required Description of Anticipated PUF Debt. To the extent that a Bond Enhancement Agreement is entered into under this Resolution with respect to the Board's obligations under an anticipated future issuance of PUF Debt, an Authorized Representative must also deliver to the General Counsel to the Board at the time such agreement is entered into a certificate with respect to such anticipated PUF Debt stating: (i) the anticipated issuance date of such PUF Debt or a range of anticipated dates of up to

six months for such issuance, provided that such date or range of dates may not be more than the lesser of seventy-two (72) months after the date of the applicable Confirmation or the latest date contemplated for the issuance of such PUF Debt in the Board's then current Capital Improvement Program; (ii) whether such PUF Debt will bear interest at a fixed or variable rate; (iii) if such PUF Debt will bear interest at a fixed rate, what fixed interest rate or range of interest rates with respect to such PUF Debt is anticipated; (iv) if such PUF Debt will bear interest at a variable rate, what basis is anticipated to be used to compute such variable rate; (v) the assumed maturity schedule and amortization for such PUF Debt, including the assumed interest cost; (vi) the anticipated purposes for which the proceeds of such PUF Debt will be used; and (vii) for PUF Debt anticipated to be issued for new money projects, a list or description of such projects anticipated to be financed, provided that each such project must be contemplated for financing with PUF Debt by the Board's then current Capital Improvement Program or have otherwise received Board approval for financing.

(e) Board's Statement of Intent to Issue Advance Refunding Debt for Savings. If the conditions in this Resolution are otherwise satisfied, the Board hereby authorizes each Authorized Representative to enter into a Bond Enhancement Agreement in connection with PUF Debt anticipated to be issued for the purpose of advance refunding any existing PUF Debt, provided that as certified by an Authorized Representative to the General Counsel to the Board, such anticipated issue of PUF Debt, when taking into consideration the effect of such Bond Enhancement Agreement, is expected to result in a present value savings in connection with such advance refunding of at least 3.0% (determined in the manner set forth in the resolution approved by the Board authorizing the issuance of such anticipated issue of PUF Debt), and in such event, the Board hereby declares its intention to cause such anticipated PUF Debt to be issued. No such certification or declaration shall be applicable in connection with PUF Debt anticipated to be issued for the purpose of currently refunding any existing PUF Debt within ninety (90) days of the date of issuance of such anticipated PUF Debt.

SECTION 6. MASTER AGREEMENTS.

(a) New Master Agreements. Each Authorized Representative is hereby severally authorized to enter into ISDA Master Agreements (the "New Master Agreements") with counterparties satisfying the ratings requirements of the System's Interest Rate Swap Policy. Such New Master Agreements shall be in substantially the same form as the Executed Master Agreements, with such changes as, in the judgment of an Authorized Representative, with the advice and counsel of the Office of General Counsel and Bond Counsel, are necessary or desirable (i) to carry out the intent of the Board as expressed in this Resolution, (ii) to receive approval of this Resolution by the Attorney General of the State of Texas, if pursuant Section 2(b) of this Resolution, an Authorized Representative elects to designate any Bond Enhancement Agreement entered into by the Board pursuant to this Resolution as a "credit agreement" under Chapter 1371, (iii) to accommodate the credit structure or requirements of a particular counterparty or (iv) to incorporate comments received or anticipated to be received from any credit rating agency relating to a New Master Agreement. Each Authorized Representative is authorized to enter into such New Master Agreements and to enter into Confirmations thereunder in accordance

with this Resolution and in furtherance of and to carry out the intent hereof. If a New Master Agreement entered into pursuant to this subsection replaces a then effective Master Agreement with the same or a related counterparty, each Authorized Representative is hereby severally authorized to terminate such existing Master Agreement upon the New Master Agreement becoming effective and to take any and all actions necessary to transfer any Confirmations thereunder to such New Master Agreement.

(b) Amendments to Master Agreements. Each Authorized Representative is hereby further severally authorized to enter into amendments to the Master Agreements to allow Confirmations thereunder to be issued and entered into with respect to any then outstanding PUF Debt or PUF Debt anticipated to be issued in the future and to make such other amendments in accordance with the terms of the respective Master Agreements as in the judgment of such Authorized Representative, with the advice and counsel of the Office of General Counsel and Bond Counsel, are necessary or desirable to allow the Board to achieve the benefits of the Bond Enhancement Agreements in accordance with and subject to the System's Interest Rate Swap Policy and this Resolution.

SECTION 7. ADDITIONAL AUTHORIZATION; RATIFICATION OF SWAP POLICY.

(a) Additional Agreements and Documents Authorized. Each Authorized Representative and all officers of the Board are severally authorized to execute and deliver such other agreements and documents as are contemplated by this Resolution and the Master Agreements or are otherwise necessary in connection with entering into Confirmations and Bond Enhancement Agreements as described in this Resolution, as any such Authorized Representative or officer shall deem appropriate, including without limitation, officer's certificates, legal opinions, and credit support documents.

(b) Further Actions. Each Authorized Representative and all officers of the Board are severally authorized to take all such further actions, to execute and deliver such further instruments and documents in the name and on behalf of the Board to pay all such expenses as in his or her judgment shall be necessary or advisable in order fully to carry out the purposes of this Resolution.

(c) Swap Policy. The Board has reviewed and hereby ratifies and affirms the System's Interest Rate Swap Policy, a copy of which is attached hereto as Exhibit B.

[Remainder of page intentionally left blank]

EXHIBIT A

DEFINITIONS

As used in this Resolution the following terms shall have the meanings set forth below, unless the text hereof specifically indicates otherwise:

“Authorized Representative” shall have the meaning given to such term in the System’s Interest Rate Swap Policy (a copy of which is attached hereto as Exhibit B).

“Available University Fund” shall have the meaning given to such term in the recitals to this Resolution.

“Board” shall have the meaning given to such term in the recitals to this Resolution.

“Bond Enhancement Agreement” shall have the meaning given to such term in Section 2(a) hereof.

“Chapter 1371” shall have the meaning given to such term in Section 2(b) hereof.

“Confirmation” shall have the meaning given to such term in Section 2(a) hereof.

“Constitutional Provision” shall have the meaning given to such term in the recitals to this Resolution.

“Executed Master Agreements” shall mean the following existing and fully executed ISDA Master Agreements currently in effect between the Board and the respective counterparty noted below (copies of which are attached hereto as Exhibit C):

(i) ISDA Master Agreement with Bank of America, N.A., dated as of December 1, 2007;

(ii) ISDA Master Agreement with Goldman Sachs Capital Markets, L.P., dated as of December 1, 2007;

(iii) ISDA Master Agreement with JPMorgan Chase Bank, National Association, dated as of December 1, 2007;

(iv) ISDA Master Agreement with Merrill Lynch Capital Services, Inc., dated as of December 1, 2007;

(v) ISDA Master Agreement with Morgan Stanley Capital Services Inc., dated as of December 1, 2007;

(vi) ISDA Master Agreement with UBS AG, dated as of April 1, 2008;

(vii) ISDA Master Agreement with Barclays Bank PLC, dated as of February 3, 2011;

(viii) ISDA Master Agreement with Deutsche Bank AG, New York Branch, dated as of February 1, 2011;

(ix) ISDA Master Agreement with Royal Bank of Canada, dated as of June 8, 2011; and

(x) ISDA Master Agreement with Wells Fargo Bank, National Association, dated as of January 15, 2010.

“Interest of the System” shall have the meaning given to such term in the recitals to this Resolution.

“ISDA” shall mean the International Swaps and Derivatives Association, Inc.

“LIBOR” shall have the meaning given to such term in Section 3(a)(3) hereof.

“Master Agreements” shall mean, collectively, the Executed Master Agreements and any New Master Agreements.

“New Master Agreements” shall have the meaning given to such term in Section 6(a) hereof.

“Permanent University Fund” shall have the meaning given to such term in the recitals to this Resolution.

“PUF Debt” shall have the meaning given to such term in the recitals to this Resolution.

“Residual AUF” shall have the meaning given to such term in the recitals to this Resolution.

“Section 65.461” shall have the meaning given to such term in Section 2(b) hereof.

“State” shall have the meaning given to such term in the recitals to this Resolution.

“System” shall have the meaning given to such term in the recitals to this Resolution.

EXHIBIT B

**INTEREST RATE SWAP POLICY
OF THE UNIVERSITY OF TEXAS SYSTEM**

[As set forth on Pages 145 - 151]

EXHIBIT C

EXECUTED MASTER AGREEMENTS

[On file with the Board]

A RESOLUTION AUTHORIZING THE EXECUTION AND DELIVERY OF BOND ENHANCEMENT AGREEMENTS RELATING TO REVENUE FINANCING SYSTEM DEBT AND AUTHORIZING AND APPROVING OTHER INSTRUMENTS AND PROCEDURES RELATING TO SAID AGREEMENTS

August 23, 2012

WHEREAS, the Board of Regents (the "Board") of The University of Texas System (the "System") is the governing body of the System, an institution of higher education under the *Texas Education Code* and an agency of the State of Texas; and

WHEREAS, on February 14, 1991, the Board adopted the First Amended and Restated Master Resolution Establishing The University of Texas System Revenue Financing System and amended such resolution on October 8, 1993, and August 14, 1997 (referred to herein as the "Master Resolution"); and

WHEREAS, unless otherwise defined herein, terms used herein shall have the meaning given in the Master Resolution or as set forth in Exhibit A hereto; and

WHEREAS, the Master Resolution establishes the Revenue Financing System comprised of the institutions now or hereafter constituting components of the System that are designated "Members" of the Financing System by action of the Board and pledges the Pledged Revenues attributable to each Member of the Financing System to the payment of Parity Debt to be outstanding under the Master Resolution; and

WHEREAS, the Board has adopted Supplemental Resolutions to the Master Resolution authorizing the issuance of Parity Debt thereunder as special, limited obligations of the Board payable solely from and secured by a lien on and pledge of Pledged Revenues pledged for the equal and proportionate benefit and security of all owners of Parity Debt; and

WHEREAS, the Board has previously entered into certain Executed Master Agreements (as defined herein) with certain counterparties setting forth the terms and conditions applicable to each Confirmation (as defined herein) executed or to be executed thereunder; and

WHEREAS, the Board hereby desires to ratify the System's Interest Rate Swap Policy, a copy of which is attached hereto as Exhibit B, and to severally authorize each Authorized Representative (as defined in the System's Interest Rate Swap Policy) to enter into Bond Enhancement Agreements (as defined herein) from time to time, all as provided in this Resolution.

NOW THEREFORE BE IT RESOLVED, that

SECTION 1. DEFINITIONS. In addition to the definitions set forth in the preamble of this Resolution, the terms used in this Resolution and not otherwise defined shall have the meanings given in the Master Resolution or in Exhibit A to this Resolution attached hereto and made a part hereof.

SECTION 2. AUTHORIZATION OF BOND ENHANCEMENT AGREEMENTS.

(a) Delegation. Each Authorized Representative is hereby severally authorized to act on behalf of the Board in accepting and executing new or amended confirmations under one or more of the Master Agreements (each, a "Confirmation", and collectively with the applicable Master Agreement, a "Bond Enhancement Agreement") when, in his or her judgment, the execution of such Confirmation is consistent with this Resolution and the System's Interest Rate Swap Policy and either (i) the transaction is expected

to reduce the net interest to be paid by the Board with respect to any then outstanding Parity Debt or Parity Debt anticipated to be issued in the future over the term of the Bond Enhancement Agreement or (ii) the transaction is in the best interests of the Board given the market conditions at that time. Prior to entering into any such transaction, an Authorized Representative must deliver to the General Counsel of the Board a certificate setting forth the determinations of the Authorized Representative in connection with the foregoing. Each Authorized Representative is also severally authorized to execute any required novation agreement related to the execution and delivery of a new or amended Confirmation undertaken in conjunction with the novation of an existing Confirmation. The delegation to each Authorized Representative to execute and deliver Bond Enhancement Agreements on behalf of the Board under this Resolution shall expire on September 1, 2013.

(b) Authorizing Law and Treatment as Credit Agreement. The Board hereby determines that any such Bond Enhancement Agreement entered into by an Authorized Representative pursuant to this Resolution is necessary or appropriate to place the Board's obligations with respect to its outstanding Parity Debt or Parity Debt anticipated to be issued in the future on the interest rate, currency, cash flow or other basis set forth in such Bond Enhancement Agreement as approved and executed on behalf of the Board by an Authorized Representative. Each Bond Enhancement Agreement constitutes a "Credit Agreement" as defined in the Master Resolution and a "bond enhancement agreement" under Section 65.461 of the *Texas Education Code*, as amended ("Section 65.461"). Pursuant to Section 65.461, a Bond Enhancement Agreement authorized and executed by an Authorized Representative under this Resolution shall not be considered a "credit agreement" under Chapter 1371 of the *Texas Government Code*, as amended ("Chapter 1371"), unless specifically designated as such by such Authorized Representative. In the event an Authorized Representative elects to treat a Bond Enhancement Agreement authorized by this Resolution as a "credit agreement" under Chapter 1371 and this Resolution has not previously been submitted to the Attorney General by an Authorized Representative, such Authorized Representative shall submit this Resolution to the Attorney General for review and approval in accordance with the requirements of Chapter 1371 as the proceedings authorizing Bond Enhancement Agreements entered into by the Board pursuant to this Resolution.

(c) Maximum Term. The maximum term of each Bond Enhancement Agreement authorized by this Resolution shall not exceed the maturity date of the then outstanding related Parity Debt or the related Parity Debt anticipated to be issued in the future, as applicable.

(d) Notional Amount. The notional amount of any Bond Enhancement Agreement authorized by this Resolution shall not at any time exceed the aggregate principal amount of the then outstanding related Parity Debt and related Parity Debt anticipated to be issued in the future, as applicable; provided that the aggregate notional amount of multiple Bond Enhancement Agreements relating to the same Parity Debt may exceed the principal amount of the related Parity Debt if such Bond Enhancement Agreements are for different purposes, as evidenced for example by different rates for calculating payments owed, and the aggregate notional amount of any such Bond Enhancement Agreements for the same purpose otherwise satisfies the foregoing requirements.

(e) Early Termination. No Confirmation entered into pursuant to this Resolution shall contain early termination provisions at the option of the counterparty except upon the occurrence of an event of default or an additional termination event, as prescribed in the applicable Master Agreement. In addition to subsections (a) and (b) of Section 6 hereof, each Authorized Representative is hereby severally authorized to terminate any Bond Enhancement when, in his or her judgment, such termination is in the best interests of the Board given the market conditions at that time.

(f) Maximum Rate. No Bond Enhancement Agreement authorized by this Resolution shall be payable at a rate greater than the maximum rate allowed by law.

(g) Credit Enhancement. An Authorized Representative may obtain credit enhancement for any Bond Enhancement Agreement if such Authorized Representative, as evidenced by a certificate delivered to the General Counsel to the Board, has determined that after taking into account the cost of such credit enhancement, such credit enhancement will reduce the amount payable by the Board pursuant to such Bond Enhancement Agreement; provided that the annual cost of credit enhancement on any Bond Enhancement Agreement entered into pursuant to this Resolution may not exceed 0.50% of the notional amount of such Bond Enhancement Agreement.

SECTION 3. BOND ENHANCEMENT AGREEMENTS AS PARITY DEBT. The costs of any Bond Enhancement Agreement and the amounts payable thereunder shall be payable out of Pledged Revenues and each Bond Enhancement Agreement shall constitute Parity Debt under the Master Resolution, except to the extent that a Bond Enhancement Agreement provides that an obligation of the Board thereunder shall be payable from and secured by a lien on Pledged Revenues subordinate to the lien securing the payment of the Parity Debt. The Board determines that this Resolution shall constitute a Supplemental Resolution to the Master Resolution and as required by Section 5(a) of the Master Resolution, the Board further determines that upon the delivery of the Bond Enhancement Agreements authorized by this Resolution it will have sufficient funds to meet the financial obligations of the System, including sufficient Pledged Revenues to satisfy the Annual Debt Service Requirements of the Financing System and to meet all financial obligations of the Board relating to the Financing System and that the Members on whose behalf such Bond Enhancement Agreements are entered into possess the financial capacity to satisfy their Direct Obligations after taking such Bond Enhancement Agreements into account.

SECTION 4. AUTHORIZATION FOR SPECIFIC TRANSACTIONS. (a) In addition to the authority otherwise granted in this Resolution, each Authorized Representative is hereby severally granted continuing authority to enter into the following specific transactions pursuant to a Confirmation (or other agreement or instrument deemed necessary by an Authorized Representative) upon satisfaction of the following respective conditions:

(1) Floating-to-fixed rate interest rate swap transactions under which the Board would pay an amount based upon a fixed rate of interest and the counterparty would pay an amount based upon a variable rate of interest with respect to Parity Debt then outstanding bearing interest at a variable rate and Parity Debt anticipated to be issued in the future that will bear interest at a variable rate, as applicable. Prior to entering into such transaction, an Authorized Representative must deliver to the General Counsel to the Board a certificate to the effect that (i) the synthetic fixed rate to the Board pursuant to the swap transaction is lower than the rate available to the Board for comparable fixed rate debt at the time of the swap transaction, and (ii) if the variable rate being paid or expected to be paid by the Board on the applicable Parity Debt is computed on a basis different from the calculation of the variable rate to be received under the swap transaction over the stated term of such swap transaction, the basis risk of the transaction is expected to be minimal based upon historical relationships between such bases.

(2) Fixed-to-floating rate interest rate swap transactions under which the Board would pay an amount based upon a variable rate of interest and the counterparty would pay an amount based upon a fixed rate of interest, with respect to Parity Debt then outstanding bearing interest at a fixed rate and Parity Debt anticipated to be issued in the future that will bear interest at a fixed rate, as applicable. Prior to entering into such transaction an Authorized Representative must deliver to the General Counsel to the Board a certificate to the effect that converting such portion of fixed rate Parity Debt to a variable rate pursuant to the fixed-to-floating interest rate swap transaction would be beneficial to the System by (i) lowering the anticipated net interest cost on the Parity Debt to be swapped against or (ii) assisting in the System's asset/liability management by matching a portion of its variable rate assets with variable rate Parity Debt.

(3) Basis swap transactions under which the Board would pay a variable rate of interest computed on one basis, such as the Securities Industry and Financial Markets Association Municipal Swap Index, and the counterparty would pay a variable rate of interest computed on a different basis, such as the London Interbank Offered Rate ("LIBOR"), with respect to a designated maturity or principal amount of outstanding Parity Debt and Parity Debt anticipated to be issued in the future, as applicable. Prior to entering into such transaction, an Authorized Representative must deliver to the General Counsel to the Board a certificate to the effect that by entering into the basis swap transaction the Board is expected to be able to (i) achieve spread income or upfront cash payments, (ii) preserve call option and advance refunding capability on its Parity Debt, (iii) lower net interest cost by effecting a percent of LIBOR synthetic refunding without issuing additional bonds or acquiring credit enhancement, (iv) lower net interest cost on Parity Debt by layering tax risk on top of a traditional or synthetic fixed rate financing, (v) preserve liquidity capacity, or (vi) avoid the mark to market volatility of a fixed-to-floating or floating-to-fixed swap in changing interest rate environments.

(4) Interest rate locks, caps, options, floors, and collars for the purpose of limiting the exposure of the Board to adverse changes in interest rates in connection with outstanding Parity Debt or additional Parity Debt anticipated to be issued in the future. Prior to entering into such a transaction, an Authorized Representative must deliver to the General Counsel to the Board a certificate to the effect that such transaction is expected to limit or eliminate such exposure.

(b) The foregoing is not intended to be a comprehensive list of permissible types of transactions, but rather to specify additional conditions necessary to enter into the specified types of transactions. The requirements of Section 2(a) above shall apply to any transaction not specified in subsection (a) hereof.

SECTION 5. APPLICATION OF PAYMENTS RECEIVED UNDER BOND ENHANCEMENT AGREEMENTS.

(a) General. Except as further limited by subsection (b) hereof, to the extent the Board receives payments pursuant to a Bond Enhancement Agreement, such payments shall be applied for any lawful purpose.

(b) Payments under Chapter 1371 Credit Agreements. In the event an Authorized Representative elects to treat a Bond Enhancement Agreement authorized by this Resolution as a "credit agreement" under Chapter 1371 and such Bond Enhancement Agreement is executed and delivered pursuant to Chapter 1371, to the extent that the Board receives payments pursuant to such a Bond Enhancement Agreement, such payments shall be applied as follows: (i) to pay (A) debt service on the Parity Debt or anticipated issuance of Parity Debt related to the Bond Enhancement Agreement, or (B) the costs to be financed by the Parity Debt or anticipated issuance of Parity Debt related to the Bond Enhancement Agreement; provided that, if applicable, such costs shall have been approved for construction by the Board and that the applicable projects have received the required approval or review of the Texas Higher Education Coordinating Board to the extent and as required by the provisions of Chapter 61 of the *Texas Education Code*, including Section 61.058 thereof; (ii) to pay other liabilities or expenses that are secured on parity with or senior to the Parity Debt or anticipated issuance of Parity Debt related to the Bond Enhancement Agreement; or (iii) to the extent that costs set forth in (i) and (ii) have been satisfied, for any other lawful purpose.

SECTION 6. BOND ENHANCEMENT AGREEMENTS IN CONNECTION WITH ANTICIPATED PARITY DEBT.

(a) Requirement to Terminate or Modify Agreement for Non-issuance of Anticipated Parity Debt. In the event a Bond Enhancement Agreement is entered into under this Resolution in connection with the anticipated issuance of Parity Debt and such Parity Debt is not actually issued on or prior to the effective date of such agreement, an Authorized Representative shall either terminate such Bond Enhancement Agreement or amend such Bond Enhancement Agreement in such event to (i) delay the effective date of such Bond Enhancement Agreement; or (ii) replace such anticipated Parity Debt with any then outstanding Parity Debt having the same types of interest rates (fixed or variable) as the anticipated Parity Debt.

(b) Requirement to Terminate or Modify Agreement for Notional Amount in Excess of Anticipated Parity Debt as Issued. In the event a Bond Enhancement Agreement is entered into under this Resolution in connection with the anticipated issuance of Parity Debt and such Bond Enhancement Agreement has a notional amount that at any time exceeds the principal amount to be outstanding of such anticipated Parity Debt as actually issued, an Authorized Representative shall either terminate such Bond Enhancement Agreement or amend such Bond Enhancement Agreement to (i) reduce the notional amount of such Bond Enhancement as appropriate so that such notional amount does not exceed at any time the principal amount to be outstanding of such anticipated Parity Debt as actually issued or (ii) supplement or replace all or a portion of such anticipated Parity Debt with any then outstanding Parity Debt having the same types of interest rates (fixed or variable) as the anticipated Parity Debt as necessary to ensure that the notional amount of such Bond Enhancement Agreement does not exceed at any time the principal amount of the applicable Parity Debt.

(c) Board Recognition of Anticipated Parity Debt. No Bond Enhancement Agreement may be entered into under this Resolution with respect to the Board's obligations under an anticipated future issuance of Parity Debt unless such anticipated issuance of future debt shall have been recognized by official action of the Board pursuant to (i) the Board's prior adoption of a resolution authorizing the issuance of such debt, including, but not limited to, a resolution delegating the parameters of such issuance to an Authorized Representative or a resolution authorizing the issuance of commercial paper notes, (ii) the Board's prior approval of its then current Capital Improvement Program contemplating the financing of the projects to be financed by such anticipated issuance of debt and the amount of such debt to be issued, or (iii) the Board's action pursuant to subsection (e) hereof with respect to Parity Debt anticipated to be issued to refund outstanding Parity Debt.

(d) Required Description of Anticipated Parity Debt. To the extent that a Bond Enhancement Agreement is entered into under this Resolution with respect to the Board's obligations under an anticipated future issuance of Parity Debt, an Authorized Representative must also deliver to the General Counsel to the Board at the time such agreement is entered into a certificate with respect to such anticipated Parity Debt stating: (i) the anticipated issuance date of such Parity Debt or a range of anticipated dates of up to six months for such issuance, provided that such date or range of dates may not be more than the lesser of seventy-two (72) months after the date of the applicable Confirmation or the latest date contemplated for the issuance of such Parity Debt in the Board's then current Capital Improvement Program; (ii) whether such Parity Debt will bear interest at a fixed or variable rate; (iii) if such Parity Debt will bear interest at a fixed rate, what fixed interest rate or range of interest rates with respect to such Parity Debt is anticipated; (iv) if such Parity Debt will bear interest at a variable rate, what basis is anticipated to be used to compute such variable rate; (v) the assumed maturity schedule and amortization for such Parity Debt, including the assumed interest cost; (vi) the anticipated purposes for which the proceeds of such Parity Debt will be used; and (vii) for Parity Debt anticipated to be issued for new money projects, a list or description of such projects anticipated to be financed, provided that each such project must be contemplated for financing with Parity Debt by the Board's then current Capital Improvement Program or have otherwise received Board approval for financing.

(e) Board's Statement of Intent to Issue Refunding Debt for Savings. If the conditions in this Resolution are otherwise satisfied, the Board hereby authorizes each Authorized Representative to enter into a Bond Enhancement Agreement in connection with Parity Debt anticipated to be issued for the purpose of advance refunding any existing Parity Debt, provided that as certified by an Authorized Representative to the General Counsel to the Board, such anticipated issue of Parity Debt, when taking into consideration the effect of such Bond Enhancement Agreement, is expected to result in a present value savings in connection with such advance refunding of at least 3.0% (determined in the manner set forth in a supplemental resolution approved by the Board authorizing the issuance of additional Parity Debt), and in such event, the Board hereby declares its intention to cause such Parity Debt to be issued. No such certification or declaration shall be applicable in connection with Parity Debt anticipated to be issued for the purpose of currently refunding any existing Parity Debt within ninety (90) days of the date of issuance of such anticipated Parity Debt.

SECTION 7. MASTER AGREEMENTS.

(a) New Master Agreements. Each Authorized Representative is hereby severally authorized to enter into ISDA Master Agreements (the "New Master Agreements") with counterparties satisfying the ratings requirements of the System's Interest Rate Swap Policy. Such New Master Agreements shall be in substantially the same form as the Executed Master Agreements, with such changes as, in the judgment of an Authorized Representative, with the advice and counsel of the Office of General Counsel and Bond Counsel, are necessary or desirable (i) to carry out the intent of the Board as expressed in this Resolution, (ii) to receive approval of this Resolution by the Attorney General of the State of Texas, if pursuant Section 2(b) of this Resolution, an Authorized Representative elects to designate any Bond Enhancement Agreement entered into by the Board pursuant to this Resolution as a "credit agreement" under Chapter 1371, (iii) to accommodate the credit structure or requirements of a particular counterparty or (iv) to incorporate comments received or anticipated to be received from any credit rating agency relating to a New Master Agreement. Each Authorized Representative is authorized to enter into such New Master Agreements and to enter into Confirmations thereunder in accordance with this Resolution and in furtherance of and to carry out the intent hereof. If a New Master Agreement entered into pursuant to this subsection replaces a then effective Master Agreement with the same or a related counterparty, each Authorized Representative is hereby severally authorized to terminate such existing Master Agreement upon the New Master Agreement becoming effective and to take and all actions necessary to transfer any Confirmations thereunder to such New Master Agreement.

(b) Amendments to Master Agreements. Each Authorized Representative is hereby further severally authorized to enter into amendments to the Master Agreements to allow Confirmations thereunder to be issued and entered into with respect to any then outstanding Parity Debt or Parity Debt anticipated to be issued in the future and to make such other amendments in accordance with the terms of the respective Master Agreements as in the judgment of such Authorized Representative, with the advice and counsel of the Office of General Counsel and Bond Counsel, are necessary or desirable to allow the Board to achieve the benefits of the Bond Enhancement Agreements in accordance with and subject to the System's Interest Rate Swap Policy and this Resolution.

SECTION 8. ADDITIONAL AUTHORIZATION; RATIFICATION OF SWAP POLICY.

(a) Additional Agreements and Documents Authorized. Each Authorized Representative and all officers of the Board are severally authorized to execute and deliver such other agreements and documents as are contemplated by this Resolution and the Master Agreements or are otherwise necessary in connection with entering into Confirmations and Bond Enhancement Agreements as described in this

Resolution, as any such Authorized Representative or officer shall deem appropriate, including without limitation, officer's certificates, legal opinions, and credit support documents.

(b) Further Actions. Each Authorized Representative and all officers of the Board are severally authorized to take all such further actions, to execute and deliver such further instruments and documents in the name and on behalf of the Board to pay all such expenses as in his or her judgment shall be necessary or advisable in order fully to carry out the purposes of this Resolution.

(c) Swap Policy. The Board has reviewed and hereby ratifies and affirms the System's Interest Rate Swap Policy, a copy of which is attached hereto as Exhibit B.

EXHIBIT A

DEFINITIONS

As used in this Resolution the following terms and expressions shall have the meanings set forth below, unless the text hereof specifically indicates otherwise:

"Authorized Representative" – As defined in the System's Interest Rate Swap Policy (a copy of which is attached hereto as Exhibit B).

"Board" – The Board of Regents of The University of Texas System.

"Bond Enhancement Agreement" – Collectively, each Confirmation and the applicable Master Agreement.

"Chapter 1371" – Chapter 1371 of the *Texas Government Code*, as amended.

"Confirmation" – Each confirmation entered into by an Authorized Representative on behalf of the Board pursuant to this Resolution.

"Executed Master Agreements" – The following existing and fully executed ISDA Master Agreements currently in effect between the Board and the respective counterparty noted below (copies of which are attached hereto as Exhibit C):

- (i) ISDA Master Agreement with Bank of America, N.A., dated as of December 6, 2005;
- (ii) ISDA Master Agreement with JPMorgan Chase Bank, National Association, dated as of May 2, 2006;
- (iii) ISDA Master Agreement with Merrill Lynch Capital Services, Inc., dated as of May 1, 2006;
- (iv) ISDA Master Agreement with Morgan Stanley Capital Services Inc., dated as of December 6, 2005;
- (v) ISDA Master Agreement with UBS AG, dated as of November 1, 2007;
- (vi) ISDA Master Agreement with Goldman Sachs Bank USA, dated as of August 1, 2009;
- (vii) ISDA Master Agreement with Wells Fargo Bank, National Association, dated as of August 21, 2009;
- (viii) ISDA Master Agreement with Barclays Bank PLC, dated as of November 4, 2010;
- (ix) ISDA Master Agreement with Deutsche Bank AG, New York Branch, dated as of May 1, 2011;

(x) ISDA Master Agreement with Royal Bank of Canada, dated as of June 8, 2011;
and

(xi) ISDA Master Agreement with Citibank, N.A., dated as of October 26, 2011.

"ISDA" – The International Swaps and Derivatives Association, Inc.

"LIBOR" – London Interbank Offered Rate.

"Master Agreements" – Collectively, the Executed Master Agreements and any New Master Agreements.

"Master Resolution" – The First Amended and Restated Master Resolution Establishing The University of Texas System Revenue Financing System adopted by the Board on February 14, 1991, and amended on October 8, 1993, and August 14, 1997.

"New Master Agreements" – Any ISDA Master Agreements entered into by an Authorized Representative pursuant to Section 7(a) of this Resolution.

"Section 65.461" – Section 65.461 of the *Texas Education Code*, as amended.

"System" – The University of Texas System.

EXHIBIT B

**INTEREST RATE SWAP POLICY
OF THE UNIVERSITY OF TEXAS SYSTEM**

[As set forth on Pages 145 - 151]

EXHIBIT C

EXECUTED MASTER AGREEMENTS

[On File with the Board]

**The University of Texas System
Rules and Regulations of the Board of Regents**

Rule: 70202

1. Title

Interest Rate Swap Policy

2. Rule and Regulation

Sec. 1 Authority. *Texas Education Code*, [Chapter 55](#), including Section [55.13](#), *Texas Education Code*, [Chapter 65](#), including Section [65.461](#), and *Texas Government Code*, [Chapter 1371](#), including Section [1371.056](#), authorize the Board of Regents (Board) of The University of Texas System (U. T. System) to enter into interest rate management agreements and bond enhancement agreements (collectively “swaps”).

Sec. 2 Purpose. This policy will govern the use of swaps in connection with the U. T. System’s management of its debt programs, including the Permanent University Fund and Revenue Financing System debt programs. By using swaps in a prudent manner, the U. T. System can increase the U. T. System’s financial flexibility, provide opportunities for interest rate savings, allow the U. T. System to actively manage asset and liability interest rate risk, take advantage of market opportunities to lower the overall cost of debt, balance interest rate risk, or hedge other exposures. The use of swaps must be tied directly to U. T. System debt instruments. The U. T. System shall not enter into swaps for speculative purposes.

Sec. 3 Legality/Approval. Prior to entering into a swap, the U. T. System must receive approval from the Board of Regents (which may include a delegation of authority to an Authorized Representative to enter into one or more swaps) and any required approvals from the Texas Attorney General and the Texas Bond Review Board. The U. T. System will also secure an opinion acceptable to the Authorized Representative from legal counsel that the swap is a legal, valid, and binding obligation of the U. T. System and that entering into the swap complies with applicable State and federal laws.

Sec. 4 Form of Agreements. Each interest rate swap shall contain terms and conditions as set forth in the International Swaps and Derivatives Association, Inc. (ISDA) Master Agreement, as amended, and such other terms and conditions including schedules, credit support annexes, and confirmations as deemed necessary by an Authorized Representative.

**The University of Texas System
Rules and Regulations of the Board of Regents**

Rule: 70202

- Sec. 5 Methods of Procuring Swaps. Swaps can be procured via competitive bids or on a negotiated basis with counterparties or its credit support providers having credit ratings of 'A' or 'A2' or better from Standard & Poor's or Moody's, respectively.
- 5.1 Competitive. The competitive bid should include a minimum of three firms. An Authorized Representative may allow a firm or firms not submitting the bid that produces the lowest cost to match the lowest bid and be awarded a specified percentage of the notional amount of the swap.
- 5.2 Negotiated. An Authorized Representative may procure swaps by negotiated methods in the following situations:
- (a) A determination is made by an Authorized Representative that due to the complexity of a particular swap, a negotiated bid would result in the most favorable pricing;
 - (b) A determination is made by an Authorized Representative that, in light of the facts and circumstances, a negotiated bid will promote the U. T. System's interests by encouraging and rewarding innovation; or
 - (c) A determination is made by an Authorized Representative that a competitive bid would likely create market pricing effects that would be detrimental to the interests of the U. T. System.
- Sec. 6 Counterparty Risk. Counterparty risk is the risk of a failure by one of the U. T. System's swap counterparties to perform as required under a swap. To mitigate this risk, the U. T. System will 1) diversify its exposure among highly rated swap counterparties satisfying the rating criteria set forth in Section 5 above; 2) require collateralization as set forth below; and 3) include an optional termination event if the counterparty (or its credit support provider, if applicable) is downgraded below a second (lower) threshold.
- 6.1 Value Owed by Counterparty. To limit and diversify the U. T. System's counterparty risk and to monitor credit exposure to each counterparty, the U. T. System may not enter into a swap with an otherwise qualified counterparty

**The University of Texas System
Rules and Regulations of the Board of Regents**

Rule: 70202

unless the cumulative mark-to-market value owed by the counterparty (and its credit support provider, if applicable) to the U. T. System shall be less than or equal to the applicable threshold amount set forth in Section 6.3 below.

6.2 Calculation of Value Owed. The value owed shall be the sum of all mark-to-market values between the subject counterparty and the U. T. System regardless of the type of swap, net of collateral posted by the counterparty. Collateral will consist of cash, U.S. Treasury securities, and Federal Agency securities guaranteed unconditionally by the full faith and credit of the U.S. Government. Collateral shall be deposited with a third party trustee acceptable to U. T. System or as mutually agreed upon between U. T. System and each counterparty.

6.3 Threshold Amounts Based on Credit Rating. Specific threshold amounts by counterparty are based on the cumulative mark-to-market value of the swap(s) and the credit rating of the counterparty or its credit support provider. The threshold amounts are as follows:

(a) AAA / Aaa	\$30 million
(b) AA+ / Aa1	\$25 million
(c) AA / Aa2	\$20 million
(d) AA- / Aa3	\$15 million
(e) A+ / A1	\$10 million
(f) A / A2	\$ 5 million

6.4 Downgraded Rating. If the credit rating of a counterparty or its credit support provider is downgraded such that the cumulative mark-to-market value of all swaps between such counterparty and the U. T. System exceeds the maximum permitted by this policy, the counterparty must post collateral or provide other credit enhancement that is satisfactory to the U. T. System and ensures compliance with this policy.

Sec. 7 Termination Risk. The U. T. System shall consider the merits of including a provision that permits optional termination at any time over the term of the swap (elective termination right). In general, exercising the right to optionally terminate a swap should produce a benefit to the U. T. System, either through

**The University of Texas System
Rules and Regulations of the Board of Regents**

Rule: 70202

receipt of a payment from a termination, or if a termination payment is made by the U. T. System, a conversion to a more beneficial debt instrument or credit relationship. It is possible that a termination payment by the U. T. System may be required in the event of termination of a swap due to a counterparty default or following a decrease in credit rating.

- Sec. 8 Amortization Risk. The amortization schedules of the debt and associated swap should be closely matched for the duration of the swap. Mismatched amortization schedules can result in a less than satisfactory hedge and create unnecessary risk. In no circumstance may (i) the notional amount of a swap exceed the principal amount of the related debt at any time, or (ii) the term of a swap extend beyond the final maturity date of the related debt instrument, or in the case of a refunding transaction, beyond the final maturity date of the refunding bonds.
- Sec. 9 Basis Risk. Basis risk arises as a result of movement in the underlying variable rate indices that may not be in tandem, creating a cost differential that could result in a net cash outflow from the U. T. System. Basis risk can also result from the use of floating, but different, indices. To mitigate basis risk, any index used as part of a swap shall be a recognized market index, including but not limited to the Securities Industry and Financial Markets Association (SIFMA) Municipal Swap Index or the London Interbank Offered Rate (LIBOR).
- Sec. 10 Tax Risk. Tax risk is the risk that tax laws will change, resulting in a change in the marginal tax rates on swaps and their underlying assets. Tax risk is present in all tax-exempt debt issuances. The U. T. System Office of Finance will continually monitor and evaluate tax risk.
- Sec. 11 Interest Rate Risk. Interest rate risk is the risk that costs associated with variable rate exposure increase as a result of changes in market interest rates. Additional interest rate risk can be created by entering into certain types of swaps. The U. T. System Office of Finance will incorporate the impact of each swap on the overall debt portfolio.
- Sec. 12 Reporting.
- 12.1 The U. T. System Office of Finance staff will report to the Board within 30 days of completion of any swap transaction.

**The University of Texas System
Rules and Regulations of the Board of Regents**

Rule: 70202

- 12.2 The Annual Financial Report prepared by the U. T. System and presented to the Board of Regents will discuss the status of all swaps. The report shall include a list of all swaps with notional value and interest rates, a list of counterparties (and credit support providers, if applicable) and their respective credit ratings, and other key terms.

3. Definitions

Authorized Representative – includes the Executive Vice Chancellor for Business Affairs, the Vice Chancellor and General Counsel, the Associate Vice Chancellor for Finance, and the Assistant Vice Chancellor for Finance.

Counterparty – a participant in a swap who exchanges payments based on interest rates or other criteria with another counterparty.

Counterparty Long-Term Debt Rating – lowest prevailing rating from Standard & Poor's / Moody's.

Hedge – a transaction entered into to reduce exposure to market fluctuations.

Interest Rate Swap – a swap in which two parties agree to exchange future net cash flows based on predetermined interest rates or indices calculated on an agreed notional amount. An interest rate swap is not a debt instrument and there is no exchange of principal.

ISDA Master Agreement – the International Swaps and Derivatives Association, Inc. (ISDA), is the global trade association for the derivatives industry. The ISDA Master Agreement is the basic governing document that serves as a framework for all interest rate swaps and certain other types of swaps between two counterparties. It is a standard form used throughout the industry. It is typically negotiated once, prior to the first swap transaction, and remains in force for all subsequent swap transactions.

London Interbank Offered Rate (LIBOR) – the rate of interest at which banks borrow funds from other banks in the London interbank market. It is a commonly used benchmark for swaps.

**The University of Texas System
Rules and Regulations of the Board of Regents**

Rule: 70202

Mark-to-Market – calculation of the value of a financial instrument (like an interest rate swap) based on the current market rates or prices of the underlying indices.

Maximum cumulative mark-to-market – value of swaps owed to the U. T. System by counterparty (net of collateral posted).

Notional Amount – the size of the swap and the dollar amount used to calculate interest payments.

SIFMA Index – the principal benchmark for floating rate payments for tax-exempt issuers [formerly known as the Bond Market Association (BMA) Municipal Swap index]. The index is a national rate based on a market basket of high-grade, seven-day, tax-exempt variable rate bond issues.

4. Relevant Federal and State Statutes

Texas Education Code, [Chapter 55](#) – Financing Permanent Improvements

Texas Education Code, [Chapter 65](#) – Administration of The University of Texas System

Texas Government Code, [Chapter 1371](#) – Obligations for Certain Public Improvements

5. Relevant System Policies, Procedures, and Forms

None

6. Who Should Know

Administrators

7. System Administration Office(s) Responsible for Rule

Office of Business Affairs

8. Dates Approved or Amended

Editorial amendment to Number 3 made July 24, 2012

Editorial amendments made June 30, 2011

August 23, 2007

December 10, 2004

9. Contact Information

**The University of Texas System
Rules and Regulations of the Board of Regents**

Rule: 70202

Questions or comments regarding this Rule should be directed to:

- bor@utsystem.edu

7. U. T. System: Approval of an aggregate amount of \$164,482,000 of equipment financing for Fiscal Year 2013 and resolution regarding parity debt

RECOMMENDATION

The Chancellor concurs in the recommendation of the Executive Vice Chancellor for Business Affairs that the U. T. System Board of Regents

- a. approve an aggregate amount of \$164,482,000 of Revenue Financing System Equipment Financing for FY 2013 as allocated to those U. T. System institutions set out on Page 154; and
- b. resolve in accordance with Section 5 of the Amended and Restated Master Resolution Establishing The University of Texas System Revenue Financing System that
 - parity debt shall be issued to pay the cost of equipment including costs incurred prior to the issuance of such parity debt;
 - sufficient funds will be available to meet the financial obligations of the U. T. System, including sufficient Pledged Revenues as defined in the Master Resolution to satisfy the Annual Debt Service Requirements of the Financing System, and to meet all financial obligations of the U. T. System Board of Regents relating to the Financing System;
 - the U. T. System institutions and U. T. System Administration, which are "Members" as such term is used in the Master Resolution, possess the financial capacity to satisfy their direct obligation as defined in the Master Resolution relating to the issuance by the U. T. System Board of Regents of tax-exempt parity debt in the aggregate amount of \$164,482,000 for the purchase of equipment; and
 - this resolution satisfies the official intent requirements set forth in Section 1.150-2 of Title 26 of the *Code of Federal Regulations* that evidences the Board's intention to reimburse project expenditures with bond proceeds.

BACKGROUND INFORMATION

On April 14, 1994, the U. T. System Board of Regents approved the use of Revenue Financing System debt for equipment purchases in accordance with the Guidelines Governing Administration of the Revenue Financing System. Equipment financing is used for the purchase of equipment in lieu of more costly vendor financing. The guidelines specify that the equipment to be financed must have a useful life of at least three years. The debt is amortized twice a year with full amortization not to exceed 10 years.

This agenda item requests approval of an aggregate amount of \$164,482,000 for equipment financing for Fiscal Year 2013. On August 25, 2011, the U. T. System Board of Regents approved a total of \$179,550,000 of equipment financing for Fiscal Year 2012, of which \$50,143,000 has been issued as of July 31, 2012.

Further details on the equipment to be financed and debt service coverage ratios for individual institutions may be found on the following page.

APPROVAL OF U. T. SYSTEM EQUIPMENT FINANCING
FY 2013

Institution	\$ Amount of Request	Description of Expected Equipment Purchases	DSC*
U. T. Arlington	\$1,000,000	IT equipment	3.0x
U. T. Austin	1,500,000	Classroom equipment, athletics equipment, research equipment, and IT equipment	2.4x
U. T. Dallas	12,000,000	PeopleSoft implementation, research equipment, business operations equipment	2.7x
U. T. El Paso	4,882,000	Vehicle replacement, landscape equipment, PeopleSoft implementation	2.1x
U. T. Pan American	2,600,000	Food service equipment	1.4x
U.T. San Antonio	3,800,000	PeopleSoft implementation, athletics equipment	3.0x
U. T. Southwestern Medical Center - Dallas	40,000,000	Information resources equipment, clinical equipment, hospital equipment, non-clinical	2.0x
U. T. Medical Branch - Galveston	30,000,000	Clinical equipment, IT equipment, research-related equipment, facilities-related	2.5x
U. T. Health Science Center - Houston	3,200,000	IT equipment	3.6x
U. T. Health Science Center - San Antonio	7,000,000	Research equipment, clinical equipment, infrastructure equipment	2.1x
U. T. M. D. Anderson Cancer Center	50,000,000	Medical equipment, research equipment, IT equipment, and diagnostic equipment	9.6x
U. T. Health Science Center - Tyler	8,500,000	Clinical equipment	2.7x
Total		\$164,482,000	

* Debt Service Coverage ("DSC") based on six-year forecasted Statement of Revenues, Expenses, and Changes in Net Assets ("SRECNA") for FY2013 – FY2018.

U. T. System Office of Finance, June 29, 2012

8. **U. T. System Board of Regents: The University of Texas Investment Management Company (UTIMCO) Performance Summary Report and Investment Reports for the quarter ended May 31, 2012**

REPORT

The May 31, 2012 UTIMCO Performance Summary Report is attached on Page 156.

The Investment Reports for the quarter ended May 31, 2012, are set forth on Pages 157 - 160.

Item I on Page 157 reports activity for the Permanent University Fund (PUF) investments. The PUF's net investment return for the quarter was negative 1.69% versus its composite benchmark return of negative 4.47%. The PUF's net asset value decreased during the quarter to \$12,843 million. The decrease was due to a negative net investment return of \$225 million and distributions to the Available University Fund (AUF) of \$117 million. The change in net asset value also includes an increase of \$214 million from PUF Lands receipts.

Item II on Page 158 reports activity for the General Endowment Fund (GEF) investments. The GEF's net investment return for the quarter was negative 1.72% versus its composite benchmark return of negative 4.47%. The GEF's net asset value decreased by \$145 million during the quarter to \$6,884 million.

Item III on Page 159 reports activity for the Intermediate Term Fund (ITF). The ITF's net investment return for the quarter was negative 3.02% versus its composite benchmark return of negative 4.53%. The net asset value decreased during the quarter to \$4,745 million due to a negative net investment return of \$148 million and distributions of \$37 million. The change in net asset value also includes net contributions of \$104 million.

All exposures were within their asset class and investment type ranges. Liquidity was within policy.

Item IV on Page 160 presents book and market values of cash, debt, equity, and other securities held in funds outside of internal investment pools. Total cash and equivalents, consisting primarily of institutional operating funds held in the Dreyfus money market fund, increased by \$16 million to \$2,351 million during the three months since the last reporting period. Market values for the remaining asset types were debt securities: \$72 million versus \$75 million at the beginning of the period; equities: \$48 million versus \$51 million at the beginning of the period; and other investments: \$1 million versus \$1 million at the beginning of the period.

UTIMCO Performance Summary

May 31, 2012

	Net Asset Value 5/31/2012 (in Millions)	Periods Ended May 31, 2012 (Returns for Periods Longer Than One Year are Annualized)							
		Short Term		Year to Date		Historic Returns			
		1 Mo	3 Mos	Fiscal	Calendar	1 Yr	3 Yrs	5 Yrs	10 Yrs
ENDOWMENT FUNDS									
Permanent University Fund	\$ 12,843	(2.25%)	(1.69%)	(0.48%)	3.35%	(3.17%)	11.27%	1.67%	6.93%
General Endowment Fund		(2.28)	(1.72)	(0.51)	3.34	(3.17)	11.29	1.71	7.03
Permanent Health Fund	953	(2.27)	(1.75)	(0.59)	3.32	(3.26)	11.20	1.64	6.94
Long Term Fund	5,931	(2.27)	(1.75)	(0.59)	3.32	(3.25)	11.20	1.65	6.95
Separately Invested Funds	140	N/A	N/A	N/A	N/A	N/A	N/A	N/A	N/A
Total Endowment Funds	19,867								
OPERATING FUNDS									
Intermediate Term Fund	4,745	(3.12)	(3.02)	(1.41)	1.91	(3.63)	9.35	2.32	N/A
Debt Proceeds Fund	808	0.02	0.05	0.11	0.07	0.15	N/A	N/A	N/A
Short Term Fund	1,524	0.02	0.05	0.11	0.07	0.14	0.22	1.40	2.09
Total Operating Funds	7,077								
Total Investments	\$ 26,944								
VALUE ADDED (Percent)									
Permanent University Fund		1.91%	2.78%	1.15%	2.76%	1.94%	3.40%	2.54%	2.11%
General Endowment Fund		1.88	2.75	1.12	2.75	1.94	3.42	2.58	2.21
Intermediate Term Fund		0.78	1.51	1.45	1.52	2.00	2.90	2.65	N/A
Debt Proceeds Fund		0.01	0.02	0.08	0.04	0.10	N/A	N/A	N/A
Short Term Fund		0.01	0.02	0.08	0.04	0.09	0.10	0.34	0.21
VALUE ADDED (1) (\$ IN MILLIONS)									
Permanent University Fund		\$ 251	\$ 362	\$ 152	\$ 342	\$ 259	\$ 1,113	\$ 1,499	\$ 2,313
General Endowment Fund		134	195	78	185	140	625	850	1,320
Intermediate Term Fund		38	74	70	71	98	357	551	N/A
Total Value Added		\$ 423	\$ 631	\$ 300	\$ 598	\$ 497	\$ 2,095	\$ 2,900	\$ 3,633

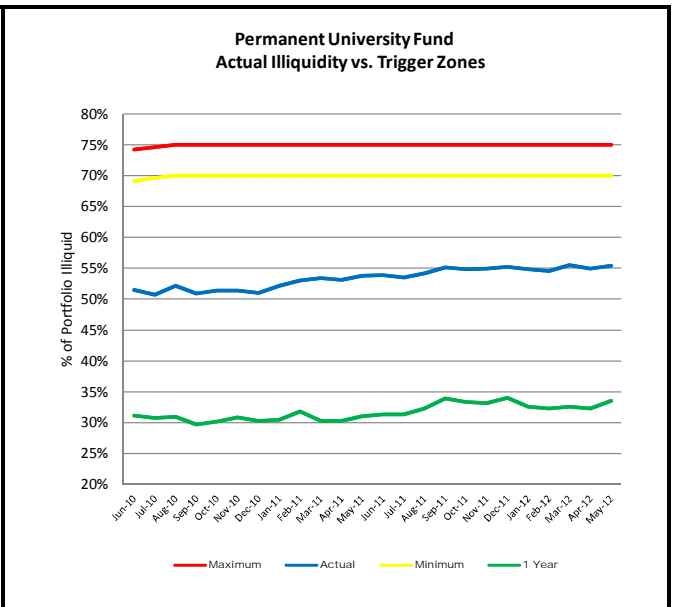
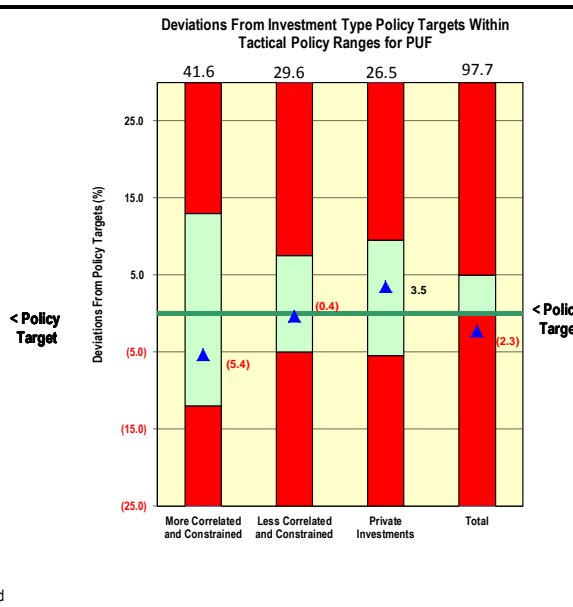

Footnotes available upon request

I. PERMANENT UNIVERSITY FUND Investment Reports for Periods Ended May 31, 2012

Prepared in accordance with Texas Education Code Sec. 51.0032

Summary of Capital Flows			
(\$ millions)	Fiscal Year Ended August 31, 2011	Quarter Ended May 31, 2012	Fiscal Year to Date May 31, 2012
Beginning Net Assets	\$ 10,725	\$ 12,971	\$ 12,688
PUF Lands Receipts	896	214	803
Investment Return (Net of Expenses)	1,573	(225)	(72)
Distributions to AUF	(506)	(117)	(576)
Ending Net Assets	<u>\$ 12,688</u>	<u>\$ 12,843</u>	<u>\$ 12,843</u>

	Fiscal Year to Date				
	Returns		Value Added		
	Portfolio	Policy Benchmark	From Asset Allocation	From Security Selection	Total
More Correlated and Constrained:					
Investment Grade	-1.38%	-1.09%	0.06%	-0.04%	0.02%
Credit-Related	5.11%	4.93%	0.00%	0.00%	0.00%
Real Estate	-1.84%	1.22%	-0.01%	-0.08%	-0.09%
Natural Resources	-16.40%	-17.69%	-0.79%	0.10%	-0.69%
Developed Country	-0.28%	-0.94%	-0.12%	0.01%	-0.11%
Emerging Markets	-8.92%	-10.74%	0.20%	0.13%	0.33%
Total More Correlated and Constrained	-6.23%	-5.50%	-0.66%	0.12%	-0.54%
Less Correlated and Constrained	3.61%	-1.64%	0.18%	1.35%	1.53%
Private Investments	5.42%	5.03%	-0.17%	0.33%	0.16%
Total	-0.48%	-1.63%	-0.65%	1.80%	1.15%

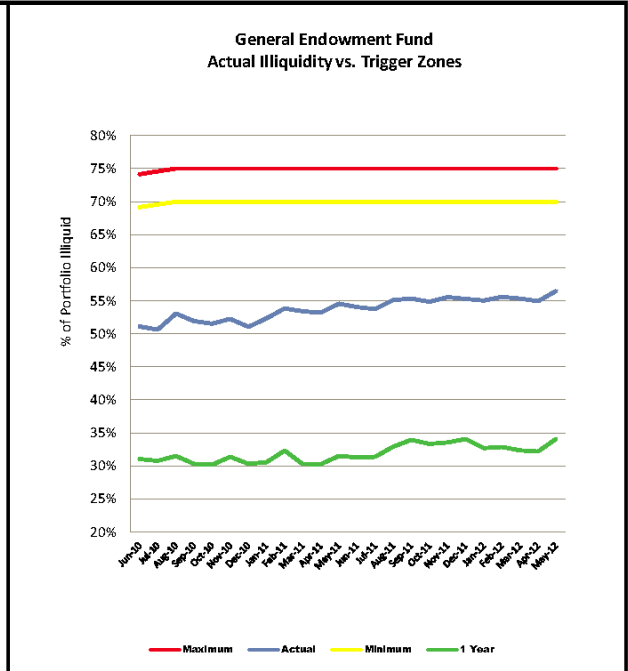
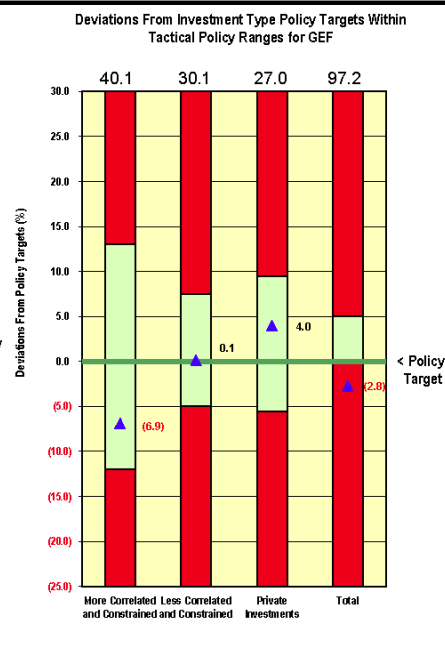
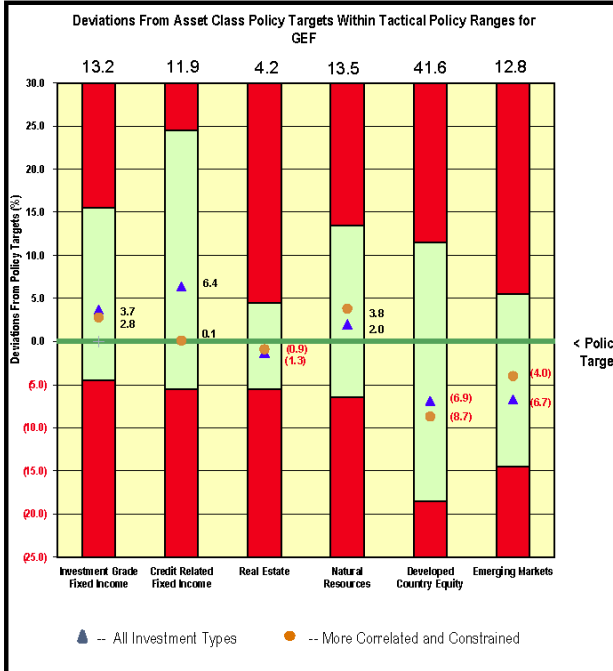


II. GENERAL ENDOWMENT FUND
Investment Reports for Periods Ended May 31, 2012

Prepared in accordance with Texas Education Code Sec. 51.0032

Summary of Capital Flows			
(\$ millions)	Fiscal Year Ended August 31, 2011	Quarter Ended May 31, 2012	Fiscal Year to Date May 31, 2012
Beginning Net Assets	\$ 6,035	\$ 7,029	\$ 7,049
Contributions	432	64	134
Withdrawals	(12)	(1)	(5)
Distributions	(327)	(86)	(257)
Investment Return (Net of Expenses)	921	(122)	(37)
Ending Net Assets	\$ 7,049	\$ 6,884	\$ 6,884

	Returns		Fiscal Year to Date Value Added		
	Portfolio	Policy Benchmark	From Asset Allocation	From Security Selection	Total
More Correlated and Constrained:					
Investment Grade	-1.15%	-1.09%	0.07%	-0.03%	0.04%
Credit-Related	5.11%	4.93%	0.00%	0.00%	0.00%
Real Estate	-1.83%	1.22%	0.00%	-0.09%	-0.09%
Natural Resources	-16.43%	-17.69%	-0.82%	0.06%	-0.76%
Developed Country	-0.13%	-0.94%	-0.11%	0.07%	-0.04%
Emerging Markets	-8.92%	-10.74%	0.18%	0.14%	0.32%
Total More Correlated and Constrained	-6.32%	-5.50%	-0.68%	0.15%	-0.53%
Less Correlated and Constrained	3.61%	-1.64%	0.17%	1.34%	1.51%
Private Investments	5.42%	5.03%	-0.17%	0.31%	0.14%
Total	-0.51%	-1.63%	-0.68%	1.80%	1.12%

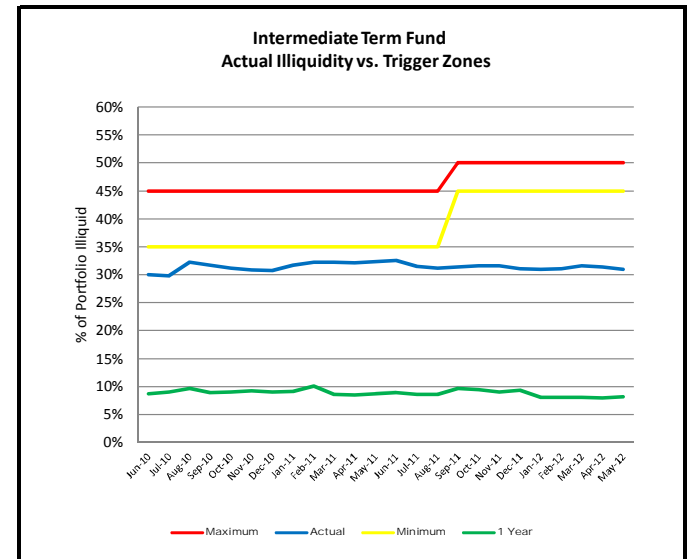
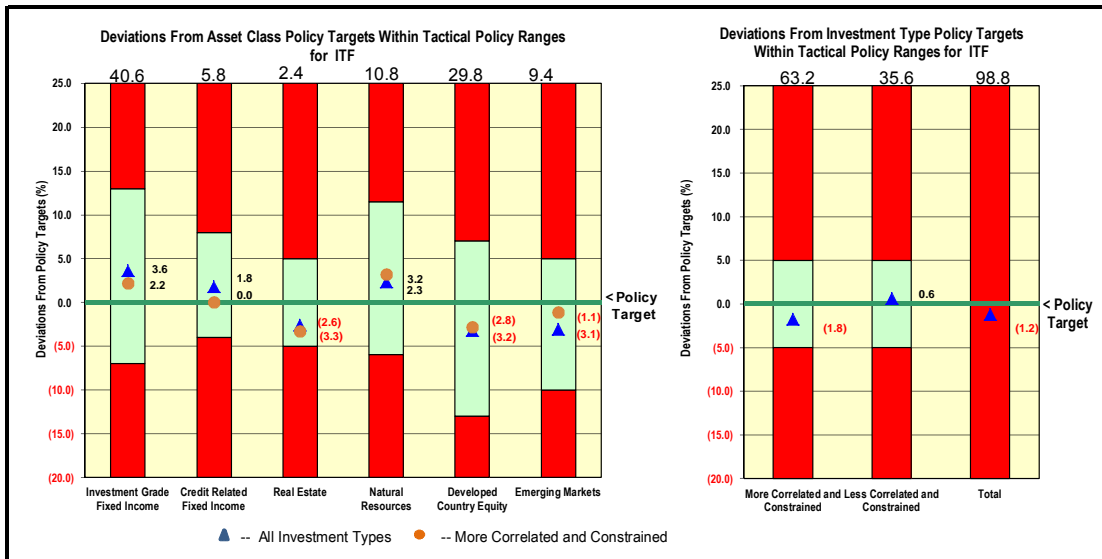


III. INTERMEDIATE TERM FUND Investment Reports for Periods Ended May 31, 2012

Prepared in accordance with Texas Education Code Sec. 51.0032

Summary of Capital Flows			
(\$ millions)	Fiscal Year Ended August 31, 2011	Quarter Ended May 31, 2012	Fiscal Year to Date May 31, 2012
Beginning Net Assets	\$ 4,156	\$ 4,826	\$ 4,662
Contributions	328	130	396
Withdrawals	(168)	(26)	(138)
Distributions	(139)	(37)	(106)
Investment Return (Net of Expenses)	485	(148)	(69)
Ending Net Assets	<u>\$ 4,662</u>	<u>\$ 4,745</u>	<u>\$ 4,745</u>

	Returns		Fiscal Year to Date		
	Portfolio	Policy Benchmark	From Asset Allocation	From Security Selection	Total
More Correlated and Constrained:					
Investment Grade	0.77%	-1.09%	0.03%	0.62%	0.65%
Credit-Related	0.00%	4.93%	0.00%	0.00%	0.00%
Real Estate	-3.31%	1.22%	-0.02%	-0.25%	-0.27%
Natural Resources	-16.99%	-17.69%	-0.75%	0.07%	-0.68%
Developed Country	-0.35%	-0.94%	-0.06%	0.02%	-0.04%
Emerging Markets	-9.18%	-10.74%	-0.01%	0.08%	0.07%
Total More Correlated and Constrained	-3.99%	-3.59%	-0.81%	0.54%	-0.27%
Less Correlated and Constrained	3.60%	-1.64%	0.16%	1.56%	1.72%
Private Investments	0.00%	0.00%	0.00%	0.00%	0.00%
Total	-1.41%	-2.86%	-0.65%	2.10%	1.45%



IV. SEPARATELY INVESTED ASSETS
Summary Investment Report at May 31, 2012
 Report prepared in accordance with Texas Education Code Sec. 51.0032

ASSET TYPES	(\$ thousands)															
	FUND TYPE															
	CURRENT PURPOSE DESIGNATED		RESTRICTED		ENDOWMENT & SIMILAR FUNDS		ANNUITY & LIFE INCOME FUNDS		AGENCY FUNDS		TOTAL EXCLUDING OPERATING FUNDS		OPERATING FUNDS (DEBT PROCEEDS AND (SHORT TERM FUND))		TOTAL	
	BOOK	MARKET	BOOK	MARKET	BOOK	MARKET	BOOK	MARKET	BOOK	MARKET	BOOK	MARKET	BOOK	MARKET	BOOK	MARKET
Cash & Equivalents:																
Beginning value 02/29/12	-	-	2,188	2,188	65,697	65,697	948	948	4,326	4,326	73,159	73,159	2,261,536	2,261,536	2,334,695	2,334,695
Increase/(Decrease)	-	-	64	64	(4,940)	(4,940)	1,516	1,516	(1,247)	(1,247)	(4,607)	(4,607)	20,799	20,799	16,192	16,192
Ending value 05/31/12	-	-	2,252	2,252	60,757	60,757	2,464	2,464	3,079	3,079	68,552	68,552	2,282,335	2,282,335	2,350,887	2,350,887
Debt Securities:																
Beginning value 02/29/12	-	-	101	101	11,731	12,859	11,744	12,408	-	-	23,576	25,368	49,841	49,607	73,417	74,975
Increase/(Decrease)	-	-	(56)	(56)	(63)	(38)	(3,134)	(3,229)	-	-	(3,253)	(3,323)	-	(100)	(3,253)	(3,423)
Ending value 05/31/12	-	-	45	45	11,668	12,821	8,610	9,179	-	-	20,323	22,045	49,841	49,507	70,164	71,552
Equity Securities:																
Beginning value 02/29/12	460	2,942	1,506	1,457	30,127	34,093	12,823	12,716	-	-	44,916	51,208	-	-	44,916	51,208
Increase/(Decrease)	-	144	(1,309)	(1,265)	(330)	(2,014)	811	403	-	-	(828)	(2,732)	-	-	(828)	(2,732)
Ending value 05/31/12	460	3,086	197	192	29,797	32,079	13,634	13,119	-	-	44,088	48,476	-	-	44,088	48,476
Other:																
Beginning value 02/29/12	-	-	155	155	12	12	438	142	407	407	1,012	716	-	-	1,012	716
Increase/(Decrease)	-	-	107	107	(3)	(3)	13	2	(207)	(207)	(90)	(101)	-	-	(90)	(101)
Ending value 05/31/12	-	-	262	262	9	9	451	144	200	200	922	615	-	-	922	615
Total Assets:																
Beginning value 02/29/12	460	2,942	3,950	3,901	107,567	112,661	25,953	26,214	4,733	4,733	142,663	150,451	2,311,377	2,311,143	2,454,040	2,461,594
Increase/(Decrease)	-	144	(1,194)	(1,150)	(5,336)	(6,995)	(794)	(1,308)	(1,454)	(1,454)	(8,778)	(10,763)	20,799	20,699	12,021	9,936
Ending value 05/31/12	460	3,086	2,756	2,751	102,231	105,666	25,159	24,906	3,279	3,279	133,885	139,688	2,332,176	2,331,842	2,466,061	2,471,530

Details of individual assets by account furnished upon request.

9. **U. T. System Board of Regents: Approval of amendments to the Investment Policy Statements for the Permanent University Fund, the General Endowment Fund, the Permanent Health Fund, the Long Term Fund, the Intermediate Term Fund, the Short Term Fund, the Separately Invested Funds, the Derivative Investment Policy, and the Liquidity Policy**

RECOMMENDATION

The Chancellor and the Executive Vice Chancellor for Business Affairs concur in the recommendation of the Board of Directors of The University of Texas Investment Management Company (UTIMCO) that the U. T. System Board of Regents approve proposed amendments to the following Investment Policy Statements, including asset allocation, and the Derivative Investment Policy and the Liquidity Policy, as set forth on the referenced pages.

- a. Permanent University Fund (PUF) (See Pages 163 - 174)
- b. General Endowment Fund (GEF) (See Pages 175 - 184)
- c. Permanent Health Fund (PHF) (See Pages 185 - 194)
- d. Long Term Fund (LTF) (See Pages 195 - 204)
- e. Intermediate Term Fund (ITF) (See Pages 205 - 214)
- f. Short Term Fund (STF) (See Pages 215 - 220)
- g. Separately Invested Funds (SIF) (See Pages 221 - 228)
- h. Derivative Investment Policy (See Pages 229 - 234)
- i. Liquidity Policy (See Pages 235 - 238)

BACKGROUND INFORMATION

The Master Investment Management Services Agreement (IMSA) between the U. T. System Board of Regents and UTIMCO requires that UTIMCO review the current Investment Policies for each Fund at least annually. The review includes distribution (spending) guidelines; long-term investment return expectations and expected risk levels; Asset Class and Investment Type allocation targets and ranges for each eligible Asset Class and Investment Type; expected returns for each Asset Class, Investment Type, and Fund; designated performance benchmarks for each Asset Class and/or Investment Type; and such other matters as the U. T. System Board of Regents or its staff designees may request. The UTIMCO Board approved the amendments to the Investment Policy Statements, the Derivative Investment Policy, and the Liquidity Policy on July 11, 2012.

Exhibits A in the PUF, GEF, and ITF Investment Policy Statements and Exhibits B in the PHF and LTF Investment Policy Statements have been amended to set forth the revised Policy Portfolio Asset Class and Investment Type targets and ranges for FY 2013. In addition, the

one year downside deviation has been adjusted to reflect the revised Asset Class and Investment Type targets for FY 2013. Finally, the Expected Annual Return (Benchmark) target for FY 2013 has been updated for the PUF, GEF, PHF, and LTF.

Other significant amendments to the PUF, GEF, and ITF Investment Policy Statements are as follows:

- a. changed Asset Class definitions to clarify Investment Grade Fixed Income and Credit-Related Fixed Income;
- b. changed Investment Guidelines, General to include references to the Delegation of Authority Policy and Derivative Investment Policy with respect to when the use of internal investment strategies or programs employing short sales is authorized; and
- c. changed Investment Guidelines, General, adding the authorization for the use and amount of aggregated annual premium (75 basis points for PUF and GEF, 50 basis points for ITF) of Derivative Investments utilized to reduce long exposure to an Asset Class or hedge against risk.

Amendments made to the STF Investment Policy Statement expand the items included under Investment Guidelines for Cash and Cash Equivalents.

Amendments made to the SIF Investment Policy Statement changed Asset Class definitions to clarify Investment Grade Fixed Income and Credit-Related Fixed Income.

Amendments to the Derivative Investment Policy are as follows:

- a. clarified definition of foreign currency contracts that are excluded from the definition of Derivative Investments;
- b. for Counterparty Risks, added exception to exclude foreign currency contracts that mature within 91 days of initial settlement from the requirement to be subject to an established ISDA Netting Agreement consistent with market practice, provided that the contracts are traded with a counterparty that has been preapproved by UTIMCO staff;
- c. amended Exhibit B, Delegated Derivative Investment Point #3, changed to reference aggregated prorated annual premium budget for Derivative Investments utilized to reduce long exposure to an Asset Class or hedge against global interest rate shocks and risk in Investment Policy Statements; and
- d. amended Exhibit B, Delegated Derivative Investment Point #5, added language to allow for use of individual stock(s) swaps within the portfolio provided the portfolio would not be net short the individual stock(s).

Amendments to the Liquidity Policy expand the items included under the definition of Cash and reword the definition of Liquid and Illiquid under the Liquidity Risk Measurement.

**THE UNIVERSITY OF TEXAS SYSTEM
PERMANENT UNIVERSITY FUND
INVESTMENT POLICY STATEMENT**

Purpose

The Permanent University Fund (the “PUF”) is a public endowment contributing to the support of institutions of The University of Texas System (other than The University of Texas - Pan American and The University of Texas at Brownsville) and institutions of The Texas A&M University System (other than Texas A&M University-Corpus Christi, Texas A&M International University, Texas A&M University-Kingsville, West Texas A&M University, Texas A&M University-Commerce, Texas A&M University-Texarkana, and Baylor College of Dentistry).

PUF Organization

The PUF was established in the *Texas Constitution* of 1876 through the appropriation of land grants previously given to The University of Texas at Austin plus one million acres. The land grants to the PUF were completed in 1883 with the contribution of an additional one million acres of land. Today, the PUF contains 2,109,190 acres of land (the “PUF Lands”) located in 19 counties primarily in West Texas.

The 2.1 million acres comprising the PUF Lands produce two streams of income: a) mineral income, primarily in the form of oil and gas royalties and b) surface income, primarily from surface leases and easements. Under the Texas Constitution, mineral income, as a non-renewable source of income, remains a non-distributable part of PUF corpus, and is invested pursuant to this Policy Statement. Surface income, as a renewable source of income, is distributed to the Available University Fund (the “AUF”), as received. The Constitution also requires that all surface income and investment distributions paid to the AUF be expended for certain authorized purposes.

The expenditure of the AUF is subject to a prescribed order of priority:

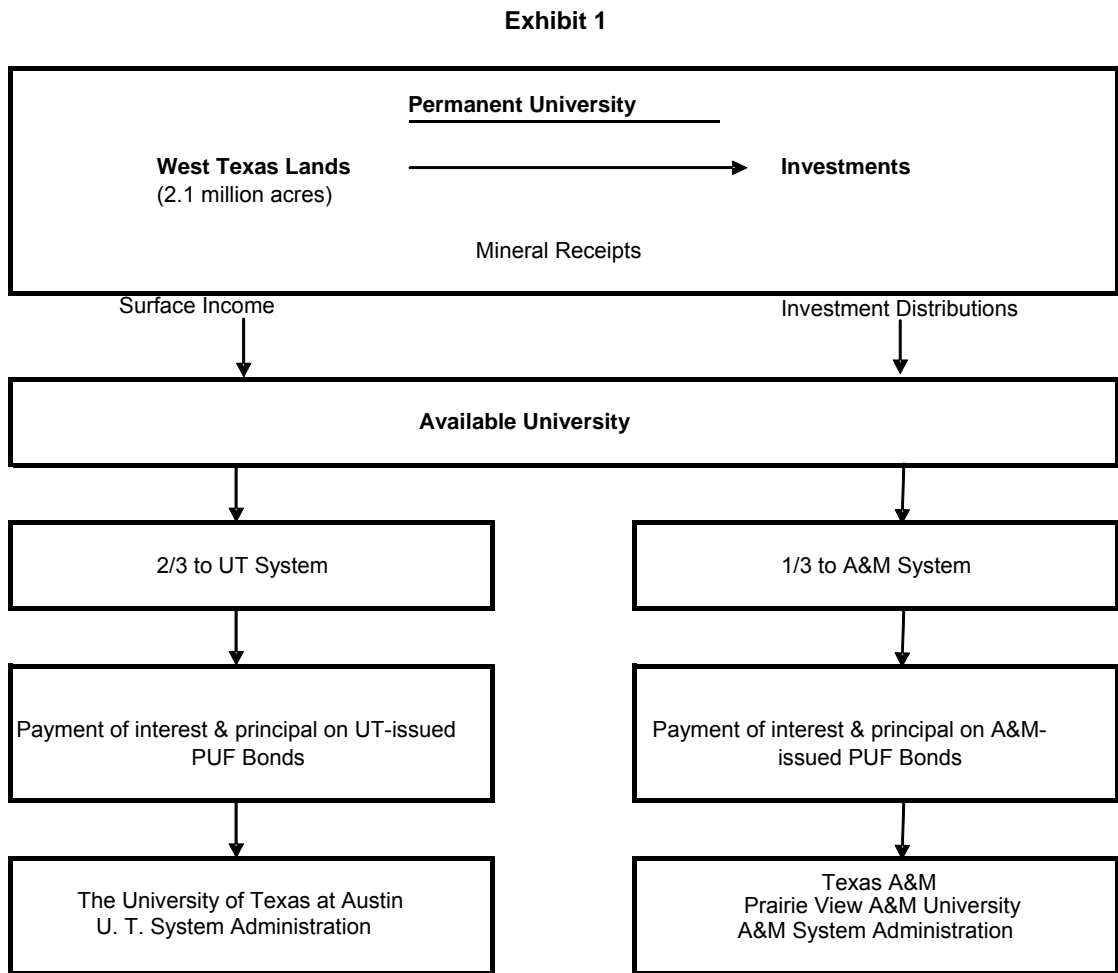
First, following a 2/3rds and 1/3rd allocation of AUF receipts to the U. T. System and the A&M System, respectively, AUF receipts are expended for debt service on PUF bonds. Article VII of the *Texas Constitution* authorizes the U. T. System Board of Regents (the “Board of Regents”) and the Texas A&M University System Board of Regents (the “TAMUS Board”) to issue bonds payable from their respective interests in AUF receipts to finance permanent improvements and to refinance outstanding PUF obligations. The Constitution limits the amount of bonds and notes secured by each System’s interest in divisible PUF income to 20% and 10% of the book value of PUF investment securities, respectively. Bond resolutions adopted by both Boards also prohibit the issuance of additional PUF parity obligations unless the interest of

Permanent University Fund Investment Policy Statement (continued)

the related System in AUF receipts during the preceding fiscal year covers projected debt service on all PUF Bonds of that System by at least 1.5 times.

Second, AUF receipts are expended to fund a) excellence programs specifically at U. T. Austin, Texas A&M University and Prairie View A&M University and b) the administration of the university Systems.

The payment of surface income and investment distributions from the PUF to the AUF and the associated expenditures is depicted below in Exhibit 1:



Permanent University Fund Investment Policy Statement (continued)

PUF Management

Article VII, Section 11b of the *Texas Constitution* assigns fiduciary responsibility for managing and investing the PUF to the Board of Regents. Article VII, Section 11b authorizes the Board of Regents, subject to procedures and restrictions it establishes, to invest the PUF in any kind of investments and in amounts it considers appropriate, provided that it adheres to the prudent investor standard. This standard provides that the Board of Regents, in making investments, may acquire, exchange, sell, supervise, manage, or retain, through procedures and subject to restrictions it establishes and in amounts it considers appropriate, any kind of investment that prudent investors, exercising reasonable care, skill, and caution, would acquire or retain in light of the purposes, terms, distribution requirements, and other circumstances of the fund then prevailing, taking into consideration the investment of all the assets of the fund rather than a single investment.

Ultimate fiduciary responsibility for the PUF rests with the Board of Regents. Section 66.08 of the *Texas Education Code*, as amended, authorizes the Board of Regents, subject to certain conditions to enter into a contract with a nonprofit corporation to invest funds under the control and management of the Board of Regents.

Pursuant to an Investment Management Services Agreement between the Board of Regents and The University of Texas Investment Management Company ("UTIMCO"), the PUF shall be managed by UTIMCO, which shall a) recommend investment policy for the PUF, b) recommend specific Asset Class and Investment Type allocation targets, ranges and performance benchmarks consistent with PUF objectives, and c) monitor PUF performance against PUF objectives. UTIMCO shall invest the PUF's assets in conformity with this Policy Statement. All changes to this Policy Statement or the exhibits to this Policy Statement, including changes to Asset Class and Investment Type allocation targets, ranges, and performance benchmarks, are subject to approval by the Board of Regents.

UTIMCO may select and terminate unaffiliated investment managers subject to the Delegation of Authority Policy approved by the UTIMCO Board. Managers shall be monitored for performance and adherence to investment disciplines.

PUF Administration

UTIMCO shall employ an administrative staff to ensure that all transaction and accounting records are complete and prepared on a timely basis. Internal controls shall be emphasized so as to provide for responsible separation of duties and adequacy of an audit trail. Custody of PUF assets shall comply with applicable law and be structured so as to provide essential safekeeping and trading efficiency.

Permanent University Fund Investment Policy Statement (continued)

PUF Investment Objectives

The PUF and the General Endowment Fund (the “GEF”) are pooled for efficient investment purposes. The primary investment objective for each fund shall be to preserve the purchasing power of fund assets and annual distributions by earning an average annual real return over rolling ten-year periods or longer at least equal to the target distribution rate of such fund after all expenses. The current target distribution rate is 4.75%. The target is subject to adjustment from time to time consistent with the primary investment objectives for the funds. Investment returns are expressed net of all investment-related expenses. Additional expenses include U.T. System administrative fees charged to the fund.

Investments must be within the Asset Class and Investment Type ranges, prudently diversified, and within the approved Policy Risk Bounds, as defined in Exhibit A, and measured at least monthly by UTIMCO’s risk model. Liquidity of the PUF will be governed by the Liquidity Policy, overseen by the Risk Committee of the UTIMCO Board.

PUF return, Asset Class and Investment Type allocations, and risk targets are subject to adjustment from time to time by the Board of Regents.

Asset Class and Investment Type Allocation and Policy

Asset Class and Investment Type allocation is the primary determinant of the volatility of investment return and, subject to the Asset Class and Investment Type allocation ranges specified in Exhibit A, is the responsibility of UTIMCO. UTIMCO is responsible for measuring actual Asset Class and Investment Type allocation at least monthly (incorporating the impact of derivative positions covered under the Derivative Investment Policy), and for reporting the actual portfolio Asset Class and Investment Type allocation to the UTIMCO Board and the Board of Regents at least quarterly. While specific Asset Class and Investment Type allocation positions may be changed within the ranges specified in Exhibit A based on the economic and investment outlook from time to time, the range limits cannot be intentionally breached without prior approval of the Board of Regents.

In the event that actual portfolio positions in Asset Class or Investment Type or the Portfolio Projected Downside Deviation move outside the ranges indicated in Exhibit A due to market forces that shift relative valuations, UTIMCO staff will immediately report this situation to the UTIMCO Board Chairman and take steps to rebalance portfolio positions back within the policy ranges in an orderly manner as soon as practicable. Extenuating circumstances that could cause immediate rebalancing to be irrational and detrimental to the interest of the PUF asset values could warrant requesting approval of the UTIMCO Board Chairman to waive immediate remedial action.

Permanent University Fund Investment Policy Statement (continued)

PUF assets shall be allocated among the following broad Asset Classes and Investment Types based upon their individual return/risk characteristics and relationships to other Asset Classes and Investment Types:

Asset Classes:

Investment Grade Fixed Income – Investment Grade Fixed Income represents ownership of fixed income instruments across all maturities, including real and nominal, US and non-US, and across all maturities that are rated investment grade, including cash as defined in the Liquidity Policy.

Credit-Related Fixed Income – Credit-Related Fixed Income represents ownership of fixed income instruments, including real and nominal across all maturities, US and non-US, and across all maturities that are rated below investment grade.

Natural Resources - Natural Resources represents ownership directly or in securities, the value of which are directly or indirectly tied to natural resources including, but not limited to, energy, metals and minerals, agriculture, livestock and timber.

Real Estate - Real Estate represents primarily equity ownership in real property including public and private securities.

Developed Country Equity – Developed Country Equity represents ownership in companies domiciled in developed countries as defined by the composition of the MSCI World Index.

Emerging Markets Equity – Emerging Markets Equity represents ownership in companies domiciled in emerging economies as defined by the composition of the MSCI Emerging Markets Index. In addition, such definition will also include those companies domiciled in economies that have yet to reach MSCI Emerging Markets Index qualification status (either through financial or qualitative measures).

Investment Types:

More Correlated & Constrained Investments – Mandates that exhibit higher levels of beta exposure to the underlying assets being traded, tend to be in a single Asset Class, have lower levels of short exposure and leverage, have more underlying security transparency, are more likely to be in publicly traded securities and are less likely to entail lock-ups.

Less Correlated & Constrained Investments – Mandates that exhibit lower levels of beta exposure to the underlying assets being traded, may be across Asset Classes, may have higher levels of short exposure and leverage, may

Permanent University Fund Investment Policy Statement (continued)

not have underlying security transparency, are more likely to be in publicly traded securities and may entail lock-ups.

Private Investments – Mandates that invest primarily in non-public securities and typically entail capital commitments, calls and distributions.

All mandates will be categorized at inception and on an ongoing basis by Asset Class and Investment Type according to the Mandate Categorization Procedures as approved by the UTIMCO Board and then in effect.

Performance Measurement

The investment performance of the PUF will be measured by the PUF's custodian, an unaffiliated organization, with recognized expertise in this field and reporting responsibility to the UTIMCO Board, and compared against the stated Policy Benchmarks of the PUF, as indicated in Exhibit A (incorporating the impact of internal derivative positions) and reported to the UTIMCO Board and the Board of Regents at least quarterly. The Policy Portfolio benchmark will be maintained by UTIMCO and will be comprised of a blend of Asset Class and Investment Type indices weighted to reflect PUF's Asset Class and Investment Type allocation policy targets as defined in Exhibit A. Monthly performance data and net asset values will be available on the UTIMCO website within a reasonable time after each month end.

Investment Guidelines

The PUF must be invested at all times in strict compliance with applicable law.

Investment guidelines include the following:

General

- Investment guidelines for index, commingled funds, limited partnerships, and corporate vehicles managed externally shall be governed by the terms and conditions of the respective investment management contracts, partnership agreements or corporate documents.
- Investment guidelines of all other externally managed accounts as well as internally invested funds must be reviewed and approved by UTIMCO's Chief Investment Officer prior to investment of PUF assets in such investments.
- No securities may be purchased or held which would jeopardize the PUF's tax-exempt status.
- No internal investment strategy or program may purchase securities on margin or use leverage unless specifically authorized by the UTIMCO Board.

Permanent University Fund Investment Policy Statement (continued)

- No internal investment strategy or program employing short sales may be made unless specifically authorized in the Delegation of Authority Policy, the Derivative Investment Policy or by the UTIMCO Board.
- The PUF's investments in warrants shall not exceed more than 5% of the PUF's net assets or 2% with respect to warrants not listed on the New York or American Stock Exchanges.
- The PUF may utilize derivatives only in accordance with the Derivative Investment Policy. The aggregate prorated annual premium of Derivative Investments utilized to reduce long exposure to an Asset Class or hedge against risk shall not exceed 75 basis points of PUF value.

Investment Grade and Credit-Related Fixed Income

Not more than 5% of the market value of fixed income securities may be invested in corporate and municipal bonds of a single issuer.

Real Estate, Natural Resources, Developed Country Equity, and Emerging Markets Equity

- Not more than 25% of the market value of equity securities may be invested in any one industry or industries (as defined by the standard industry classification code and supplemented by other reliable data sources) at cost.
- Not more than 5% of the market value of equity securities may be invested in the securities of one corporation at cost.
- Not more than 7.5% of the market value of equity and fixed income securities taken together may be invested in one corporation at cost.

PUF Distributions

The PUF shall balance the needs and interests of present beneficiaries with those of the future. PUF spending policy objectives shall be to:

- provide a predictable, stable stream of distributions over time;
- ensure that the inflation adjusted value of distributions is maintained over the long term; and
- ensure that the inflation adjusted value of PUF assets after distributions is maintained over rolling 10-year periods.

The goal is for the PUF's average spending rate over time not to exceed the PUF's average annual investment return after inflation and expenses in order to preserve the purchasing power of PUF distributions and underlying assets.

Permanent University Fund Investment Policy Statement (continued)

The *Texas Constitution* states that “The amount of any distributions to the available university fund shall be determined by the board of regents of The University of Texas System in a manner intended to provide the available university fund with a stable and predictable stream of annual distributions and to maintain over time the purchasing power of permanent university fund investments and annual distributions to the available university fund. The amount distributed to the available university fund in a fiscal year must be not less than the amount needed to pay the principal and interest due and owing in that fiscal year on bonds and notes issued under this section. If the purchasing power of permanent university fund investments for any rolling 10-year period is not preserved, the board may not increase annual distributions to the available university fund until the purchasing power of the permanent university fund investments is restored, except as necessary to pay the principal and interest due and owing on bonds and notes issued under this section. An annual distribution made by the board to the available university fund during any fiscal year may not exceed an amount equal to seven percent of the average net fair market value of permanent university fund investment assets as determined by the board, except as necessary to pay any principal and interest due and owing on bonds issued under this section. The expenses of managing permanent university fund land and investments shall be paid by the permanent university fund.”

Annually, the Board of Regents will approve a distribution amount to the Available University Fund.

In conjunction with the annual U. T. System budget process, UTIMCO shall recommend to the Board of Regents each May, or at other times as needed, an amount to be distributed to the AUF during the next fiscal year. UTIMCO's recommendation to the Board of Regents shall be an amount equal to 4.75% of the trailing 12-quarter average of the net asset value of the PUF for the quarter ending February of each year unless the average annual rate of return of the PUF investments over the trailing 12 quarters exceeds the Expected Return by 25 basis points or more, in which case the distribution shall be 5.0% of the trailing 12-quarter average. "Expected Return" is the Expected Annual Return or Benchmarks set out in Exhibit A to this Policy Statement.

Following approval of the distribution amount, distributions from the PUF to the AUF may be quarterly or annually at the discretion of UTIMCO Management.

PUF Accounting

The fiscal year of the PUF shall begin on September 1st and end on August 31st. Market value of the PUF shall be maintained on an accrual basis in compliance with Generally Accepted Accounting Principles (“GAAP”), Governmental Accounting Standards Board Statements, industry guidelines, or state statutes, whichever is applicable. Significant asset write-offs or write-downs shall be approved by UTIMCO's Chief Investment Officer and reported to the UTIMCO Board. Assets deemed to be “other than temporarily impaired” as defined by GAAP shall be written

Permanent University Fund Investment Policy Statement (continued)

off and reported to UTIMCO's Chief Investment Officer and the UTIMCO Board when material. The PUF's financial statements shall be audited each year by an independent accounting firm selected by the Board of Regents.

Valuation of Assets

As of the close of business on the last business day of each month, UTIMCO shall determine the fair market value of all PUF net assets. Valuation of PUF assets shall be based on the books and records of the custodian for the valuation date. The final determination of PUF net assets for a month end close shall normally be completed within five business days but determination may be longer under certain circumstances. Valuation of alternative assets shall be determined in accordance with the UTIMCO Valuation Criteria for Alternative Assets as approved by the UTIMCO Board and then in effect.

The fair market value of the PUF's net assets shall include all related receivables and payables of the PUF on the valuation. Such valuation shall be final and conclusive.

Compliance

Compliance with this Policy will be monitored by UTIMCO's Chief Compliance Officer. UTIMCO's Chief Executive Officer, the UTIMCO Board, and the UTIMCO Audit & Ethics Committee will receive regular reports on UTIMCO's compliance with this Policy. All material instances of noncompliance, as determined by UTIMCO's Chief Compliance Officer and the Chair of the UTIMCO Audit & Ethics Committee, will require an action plan proposed by UTIMCO's Chief Executive Officer and approved by the Chairman of the UTIMCO Board with timelines for bringing the non-compliant activity within this Policy.

Securities Lending

The PUF may participate in a securities lending contract with a bank or nonbank security lending agent for purposes of realizing additional income. Loans of securities by the PUF shall be collateralized by cash, letters of credit or securities issued or guaranteed by the U.S. Government or its agencies. The collateral will equal at least 100% of the current market value of the loaned securities. The contract shall state acceptable collateral for securities loaned, duties of the borrower, delivery of loaned securities and collateral, acceptable investment of collateral and indemnification provisions. The contract may include other provisions as appropriate.

The securities lending program will be evaluated from time to time as deemed necessary by the UTIMCO Board. Monthly reports issued by the lending agent shall be reviewed by UTIMCO staff to insure compliance with contract provisions.

Permanent University Fund Investment Policy Statement (continued)

Investor Responsibility

As a shareholder, the PUF has the right to a voice in corporate affairs consistent with those of any shareholder. These include the right and obligation to vote proxies in a manner consistent with the unique role and mission of higher education as well as for the economic benefit of the PUF. Notwithstanding the above, the UTIMCO Board shall discharge its fiduciary duties with respect to the PUF solely in the interest of the U. T. System and the A&M System, in compliance with the Proxy Voting Policy then in effect, and shall not invest the PUF so as to achieve temporal benefits for any purpose including use of its economic power to advance social or political purposes.

Amendment of Policy Statement

The Board of Regents reserves the right to amend this Policy Statement as it deems necessary or advisable.

Effective Date

The effective date of this Policy shall be September 1, ~~2011-2012~~(~~except for Min and Max ranges and Risk Bounds in Exhibit A, which became effective August 15, 2011~~).

Permanent University Fund Investment Policy Statement (continued)

EXHIBIT A

ASSET CLASS AND INVESTMENT TYPE TARGETS, RANGES, AND PERFORMANCE OBJECTIVES

EFFECTIVE SEPTEMBER 1, 2012 2011 ~~except Min and Max Ranges and Risk Bounds are Effective August 15, 2011~~

POLICY PORTFOLIO	FYE 2012 2013		
	Min	Target	Max
Asset Classes			
Investment Grade Fixed Income	5.0%	9.5%	25.0%
Credit-Related Fixed Income	0.0%	5.5%	30.0%
Real Estate	0.0%	5.5% 6.5%	40.0% 12.5%
Natural Resources	5.0%	14.5% 13.5%	25.0%
Developed Country Equity	30.0%	48.5% 45.0%	60.0%
Emerging Markets Equity	5.0%	49.5% 20.0%	25.0%
Investment Types			
More Correlated & Constrained	35.0%	47.0% 44.5%	60.0%
Less Correlated & Constrained	25.0%	30.0%	37.5%
Private Investments	17.5%	23.0% 25.5%	32.5%

*The total Asset Class & Investment Type exposure, including the amount of derivatives exposure not collateralized by Cash, may not exceed 105% of the Asset Class & Investment Type exposures excluding the amount of derivatives exposure not collateralized by Cash.

POLICY BENCHMARK (reset monthly)	FYE 2012 2013
Barclays Capital Global Aggregate Index	7.5%
FTSE EPRA/NAREIT Developed Index Net TRI USD	2.5%
50% Dow Jones-UBS Commodity Total Return Index and 50% MSCI	
World Natural Resources Index	6.5% 7.5%
MSCI World Index with net dividends	48.5% 15.0%
MSCI Emerging Markets with net dividends	12.0%
Hedge Fund Research Indices Fund of Funds Composite Index	30.0%
Venture Economics Custom Index	20.0% 21.5%
NACREIF Custom Index	3.0% 4.0%

POLICY/TARGET RETURN/RISKS	FYE 2012 2013
Expected Annual Return (Benchmarks) **	8.84 7.36%
One Year Downside Deviation	8.86 9.45%
Risk Bounds	
Lower: 1 Year Downside Deviation	75%
Upper: 1 Year Downside Deviation	115%



**Equal to nominal return, net of all investment-related expenses and assuming an inflation rate of ~~3~~ 2.5%.

EXHIBIT A
(continued)

ASSET CLASS AND INVESTMENT TYPE TARGETS, RANGES AND PERFORMANCE OBJECTIVES
EFFECTIVE DATE SEPTEMBER 1, 2012 ~~2011 except Min and Max Ranges and Risk Bounds are Effective August 15, 2011~~

POLICY BENCHMARKS BY ASSET CLASS AND INVESTMENT TYPE: FYE ~~2012~~ 2013

FYE 2012 2013		More Correlated & Constrained	Less Correlated & Constrained	Private Investments	Total
Fixed Income	Investment Grade	Barclays Capital Global Aggregate Index (7.5%)	2.0%	0.0%	9.5%
	Credit-Related	0.00%	3.0%	2.5%	5.5%
Real Assets	Real Estate	FTSE EPRA/NAREIT Developed Index Net TRI USD (2.5%)	0.0%	Custom NACREIF 3.0-4.0%	5.5 6.5%
	Natural Resources	50% Dow Jones-UBS Commodity Total Return Index and 50% MSCI World Natural Resources Index (6.5 7.5%)	1.0%	4.0 5.0%	11.5 13.5%
Equity	Developed Country	MSCI World Index with Net Dividends (18.5 15.0%)	20.0%	10.0%	48.5 45.0%
	Emerging Markets	MSCI EM Index with Net Dividends (12.0%)	4.0%	3.5 4.0%	19.5 20.0%
Total		47.0 44.5%	30.0%	23 25.5%	100.0%

 Hedge Fund Research Indices Fund of Funds Composite Index
 Venture Economics Custom Index

Investment Policy/Benchmarks are indicated in Black/Bold
Reportable Targets are indicated in Gray

**THE UNIVERSITY OF TEXAS SYSTEM
GENERAL ENDOWMENT FUND
INVESTMENT POLICY STATEMENT**

Purpose

The General Endowment Fund (the "GEF"), established by the Board of Regents of The University of Texas System (the "Board of Regents") March 1, 2001, is a pooled fund for the collective investment of certain long-term funds under the control and management of the Board of Regents. The GEF provides for greater diversification of investments than would be possible if each account were managed separately.

GEF Organization

The GEF functions like a mutual fund in which each eligible fund purchases and redeems GEF units as provided herein. The ownership of GEF assets shall at all times be vested in the Board of Regents. Such assets shall be deemed to be held by the Board of Regents, as a fiduciary, regardless of the name in which the assets may be registered.

GEF Management

Article VII, Section 11b of the Texas Constitution authorizes the Board of Regents, subject to procedures and restrictions it establishes, to invest the Permanent University Fund (the "PUF") in any kind of investment and in amounts it considers appropriate, provided that it adheres to the prudent investor standard. This standard provides that the Board of Regents, in making investments, may acquire, exchange, sell, supervise, manage, or retain, through procedures and subject to restrictions it establishes and in amounts it considers appropriate, any kind of investment that prudent investors, exercising reasonable care, skill, and caution, would acquire or retain in light of the purposes, terms, distribution requirements, and other circumstances of the fund then prevailing, taking into consideration the investment of all the assets of the fund rather than a single investment. Pursuant to Section 51.0031(c) of the *Texas Education Code*, the Board of Regents has elected the PUF prudent investor standard to govern its management of the GEF.

Ultimate fiduciary responsibility for the GEF rests with the Board of Regents. Section 66.08, *Texas Education Code*, as amended, authorizes the Board of Regents, subject to certain conditions, to enter into a contract with a nonprofit corporation to invest funds under the control and management of the Board of Regents.

General Endowment Fund Investment Policy Statement (continued)

Pursuant to an Investment Management Services Agreement between the Board of Regents and The University of Texas Investment Management Company (“UTIMCO”), the GEF shall be managed by UTIMCO, which shall a) recommend investment policy for the GEF, b) recommend specific Asset Class and Investment Type allocation targets, ranges, and performance benchmarks consistent with GEF objectives, and c) monitor GEF performance against GEF objectives. UTIMCO shall invest the GEF assets in conformity with this Policy Statement. All changes to this Policy Statement or the exhibits to this Policy Statement, including changes to Asset Class and Investment Type allocation targets, ranges and performance benchmarks, are subject to approval by the Board of Regents.

UTIMCO may select and terminate unaffiliated investment managers subject to the Delegation of Authority Policy approved by the UTIMCO Board. Managers shall be monitored for performance and adherence to investment disciplines.

GEF Administration

UTIMCO shall employ an administrative staff to ensure that all transaction and accounting records are complete and prepared on a timely basis. Internal controls shall be emphasized so as to provide for responsible separation of duties and adequacy of an audit trail. Custody of GEF assets shall comply with applicable law and be structured so as to provide essential safekeeping and trading efficiency.

Funds Eligible to Purchase GEF Units

No fund shall be eligible to purchase units of the GEF unless it is under the sole control, with full discretion as to investments, of the Board of Regents.

Any fund whose governing instrument contains provisions which conflict with this Policy Statement, whether initially or as a result of amendments to either document, shall not be eligible to purchase or hold units of the GEF.

Currently, the Long Term Fund (the “LTF”) and the Permanent Health Fund (the “PHF”) purchase units in the GEF.

GEF Investment Objectives

The GEF and the PUF are pooled for efficient investment purposes. The primary investment objective for each fund shall be to preserve the purchasing power of fund assets by earning an average annual real return over rolling ten-year periods or longer at least equal to the target distribution rate of such fund (in case of the GEF, the target distribution rate of the LTF and the PHF) after all expenses. The current target distribution rate is 4.75%. The target is subject to adjustment from time to time consistent with the primary investment objectives for the funds. Investment returns are expressed net of all investment-related expenses. Additional expenses include U.T. System administrative fees charged to the fund.

General Endowment Fund Investment Policy Statement (continued)

Investments must be within the Asset Class and Investment Type ranges, prudently diversified, and within the approved Policy Risk Bounds, as defined in Exhibit A, and measured at least monthly by UTIMCO's risk model. Liquidity of the GEF will be governed by the Liquidity Policy, overseen by the Risk Committee of the UTIMCO Board.

GEF return, Asset Class and Investment Type allocations, and risk targets are subject to adjustment from time to time by the Board of Regents.

Asset Class and Investment Type Allocation and Policy

Asset Class and Investment Type allocation is the primary determinant of the volatility of investment return and, subject to the Asset Class and Investment Type allocation ranges specified in Exhibit A, is the responsibility of UTIMCO. UTIMCO is responsible for measuring actual Asset Class and Investment Type allocation at least monthly (incorporating the impact of derivative positions covered under the Derivative Investment Policy), and for reporting the actual portfolio Asset Class and Investment Type allocation to the UTIMCO Board and the Board of Regents at least quarterly. While specific Asset Class and Investment Type allocation positions may be changed within the ranges specified in Exhibit A based on the economic and investment outlook from time to time, the range limits cannot be intentionally breached without prior approval of the Board of Regents.

In the event that actual portfolio positions in Asset Classes or Investment Types or the Portfolio Projected Downside Deviation move outside the ranges indicated in Exhibit A due to market forces that shift relative valuations, UTIMCO staff will immediately report this situation to the UTIMCO Board Chairman and take steps to rebalance portfolio positions back within the policy ranges in an orderly manner as soon as practicable. Extenuating circumstances that could cause immediate rebalancing to be irrational and detrimental to the interest of the GEF asset values could warrant requesting approval of the UTIMCO Board Chairman to waive immediate remedial action.

GEF assets shall be allocated among the following broad Asset Classes and Investment Types based upon their individual return/risk characteristics and relationships to other Asset Classes and Investment Types:

Asset Classes:

Investment Grade Fixed Income – Investment Grade Fixed Income represents ownership of fixed income instruments across all maturities, including real and nominal, US and non-US, and across all maturities that are rated investment grade, including cash as defined in the Liquidity Policy.

General Endowment Fund Investment Policy Statement (continued)

Credit-Related Fixed Income – Credit-Related Fixed Income represents ownership of fixed income instruments across all maturities, including real and nominal, US and non-US, and across all maturities that are rated below investment grade.

Natural Resources - Natural Resources represents ownership directly or in securities, the value of which are directly or indirectly tied to natural resources including, but not limited to, energy, metals and minerals, agriculture, livestock, and timber.

Real Estate - Real Estate represents primarily equity ownership in real property including public and private securities.

Developed Country Equity – Developed Country Equity represents ownership in companies domiciled in developed countries as defined by the composition of the MSCI World Index.

Emerging Markets Equity – Emerging Markets Equity represents ownership in companies domiciled in emerging economies as defined by the composition of the MSCI Emerging Markets Index. In addition, such definition will also include those companies domiciled in economies that have yet to reach MSCI Emerging Markets Index qualification status (either through financial or qualitative measures).

Investment Types:

More Correlated & Constrained Investments – Mandates that exhibit higher levels of beta exposure to the underlying assets being traded, tend to be in a single Asset Class, have lower levels of short exposure and leverage, have more underlying security transparency, are more likely to be in publicly traded securities, and are less likely to entail lock-ups.

Less Correlated & Constrained Investments – Mandates that exhibit lower levels of beta exposure to the underlying assets being traded, may be across Asset Classes, may have higher levels of short exposure and leverage, may not have underlying security transparency, are more likely to be in publicly traded securities, and may entail lock-ups.

Private Investments – Mandates that invest primarily in non-public securities and typically entail capital commitments, calls and distributions.

All mandates will be categorized at inception and on an ongoing basis by Asset Class and Investment Type according to the Mandate Categorization Procedures as approved by the UTIMCO Board and then in effect.

General Endowment Fund Investment Policy Statement (continued)

Performance Measurement

The investment performance of the GEF will be measured by the GEF's custodian, an unaffiliated organization, with recognized expertise in this field and reporting responsibility to the UTIMCO Board, and compared against the stated Policy Benchmarks of the GEF, as indicated in Exhibit A (incorporating the impact of internal derivative positions) and reported to the UTIMCO Board and the Board of Regents at least quarterly. The Policy Portfolio benchmark will be maintained by UTIMCO and will be comprised of a blend of Asset Class and Investment Type indices weighted to reflect GEF's Asset Class and Investment Type allocation policy targets as defined in Exhibit A. Monthly performance data and net asset values will be available on the UTIMCO website within a reasonable time after each month end.

Investment Guidelines

The GEF must be invested at all times in strict compliance with applicable law.

Investment guidelines include the following:

General

- Investment guidelines for index, commingled funds, limited partnerships, and corporate vehicles managed externally shall be governed by the terms and conditions of the respective investment management contracts, partnership agreements or corporate documents.
- Investment guidelines of all other externally managed accounts as well as internally invested funds must be reviewed and approved by UTIMCO's Chief Investment Officer prior to investment of GEF assets in such investments.
- No securities may be purchased or held which jeopardize the GEF's tax-exempt status.
- No internal investment strategy or program may purchase securities on margin or use leverage unless specifically authorized by the UTIMCO Board.
- No internal investment strategy or program employing short sales may be made unless specifically authorized in the Delegation of Authority Policy, the Derivative Investment Policy or by the UTIMCO Board.
- The GEF's investments in warrants shall not exceed more than 5% of the GEF's net assets or 2% with respect to warrants not listed on the New York or American Stock Exchanges.
- The GEF may utilize derivatives only in accordance with the Derivative Investment Policy. The aggregate prorated annual premium of Derivative

General Endowment Fund Investment Policy Statement (continued)

Investments utilized to reduce long exposure to an Asset Class or hedge against risk shall not exceed 75 basis points of GEF value.

Investment Grade and Credit-Related Fixed Income

Not more than 5% of the market value of fixed income securities may be invested in corporate and municipal bonds of a single issuer.

Real Estate, Natural Resources, Developed Country Equity, and Emerging Markets Equity

- Not more than 25% of the market value of equity securities may be invested in any one industry or industries (as defined by the standard industry classification code and supplemented by other reliable data sources) at cost.
- Not more than 5% of the market value of equity securities may be invested in the securities of one corporation at cost.
- Not more than 7.5% of the market value of equity and fixed income securities taken together may be invested in one corporation at cost.

GEF Accounting

The fiscal year of the GEF shall begin on September 1st and end on August 31st. Market value of the GEF shall be maintained on an accrual basis in compliance with Generally Accepted Accounting Principles (“GAAP”), Governmental Accounting Standards Board Statements, industry guidelines, or state statutes, whichever is applicable. Significant asset write-offs or write-downs shall be approved by UTIMCO’s Chief Investment Officer and reported to the UTIMCO Board. Assets deemed to be “other than temporarily impaired” as defined by GAAP shall be written off and reported to UTIMCO’s Chief Investment Officer and the UTIMCO Board when material. The GEF’s financial statements shall be audited each year by an independent accounting firm selected by the Board of Regents.

Valuation of Assets

As of the close of business on the last business day of each month, UTIMCO shall determine the fair market value of all GEF net assets and the net asset value per unit of the GEF. Valuation of GEF assets shall be based on the books and records of the custodian for the valuation date. The final determination of GEF net assets for a month end close shall normally be completed within five business days but determination may be longer under certain circumstances. Valuation of alternative assets shall be determined in accordance with the UTIMCO Valuation Criteria for Alternative Assets as approved by the UTIMCO Board and then in effect.

The fair market value of the GEF’s net assets shall include all related receivables and payables of the GEF on the valuation date and the value of each unit thereof

General Endowment Fund Investment Policy Statement (continued)

shall be its proportionate part of such net value. Such valuation shall be final and conclusive.

Compliance

Compliance with this Policy will be monitored by UTIMCO's Chief Compliance Officer. UTIMCO's Chief Executive Officer, the UTIMCO Board, and the UTIMCO Audit & Ethics Committee will receive regular reports on UTIMCO's compliance with this Policy. All material instances of noncompliance, as determined by UTIMCO's Chief Compliance Officer and the Chair of the UTIMCO Audit & Ethics Committee, will require an action plan proposed by UTIMCO's Chief Executive Officer and approved by the Chairman of the UTIMCO Board with timelines for bringing the non-compliant activity within this Policy.

Purchase of GEF Units

Purchase of GEF units may be made on any quarterly purchase date (September 1, December 1, March 1, and June 1 of each fiscal year or the first business day subsequent thereto) upon payment of cash to the GEF or contribution of assets approved by UTIMCO's Chief Investment Officer, at the net asset value per unit of the GEF as of the most recent quarterly valuation date. Each fund whose monies are invested in the GEF shall own an undivided interest in the GEF in the proportion that the number of units invested therein bears to the total number of all units comprising the GEF.

Redemption of GEF Units

Redemption of GEF units shall be paid in cash as soon as practicable after the quarterly valuation date of the GEF. Withdrawals from the GEF shall be at the market value price per unit determined at the time of the withdrawal.

Securities Lending

The GEF may participate in a securities lending contract with a bank or nonbank security lending agent for purposes of realizing additional income. Loans of securities by the GEF shall be collateralized by cash, letters of credit, or securities issued or guaranteed by the U.S. Government or its agencies. The collateral will equal at least 100% of the current market value of the loaned securities. The contract shall state acceptable collateral for securities loaned, duties of the borrower, delivery of loaned securities and collateral, acceptable investment of collateral and indemnification provisions. The contract may include other provisions as appropriate.

The securities lending program will be evaluated from time to time as deemed necessary by the UTIMCO Board. Monthly reports issued by the lending agent shall be reviewed by UTIMCO staff to insure compliance with contract provisions.

General Endowment Fund Investment Policy Statement (continued)

Investor Responsibility

As a shareholder, the GEF has the right to a voice in corporate affairs consistent with those of any shareholder. These include the right and obligation to vote proxies in a manner consistent with the unique role and mission of higher education as well as for the economic benefit of the GEF. Notwithstanding the above, the UTIMCO Board shall discharge its fiduciary duties with respect to the GEF solely in the interest of GEF unit holders, in compliance with the Proxy Voting Policy then in effect, and shall not invest the GEF so as to achieve temporal benefits for any purpose including use of its economic power to advance social or political purposes.

Amendment of Policy Statement

The Board of Regents reserves the right to amend this Policy Statement as it deems necessary or advisable.

Effective Date

The effective date of this Policy shall be September 1, 2011-2012 (except for Min and Max ranges and Risk Bounds in Exhibit A, which became effective August 15, 2011).

General Endowment Fund Investment Policy Statement (continued)

EXHIBIT A
ASSET CLASS AND INVESTMENT TYPE TARGETS, RANGES, AND PERFORMANCE OBJECTIVES
EFFECTIVE SEPTEMBER 1, 2012 2011 except Min and Max Ranges and Risk Bounds are Effective August 15, 2011

POLICY PORTFOLIO	FYE 2012 2013		
	Min	Target	Max
Asset Classes			
Investment Grade Fixed Income	5.0%	9.5%	25.0%
Credit-Related Fixed Income	0.0%	5.5%	30.0%
Real Estate	0.0%	5.5% 6.5%	10.0% 12.5%
Natural Resources	5.0%	11.5% 13.5%	25.0%
Developed Country Equity	30.0%	48.5% 45.0%	60.0%
Emerging Markets Equity	5.0%	19.5% 20.0%	25.0%
Investment Types			
More Correlated & Constrained	35.0%	47.0% 44.5%	60.0%
Less Correlated & Constrained	25.0%	30.0%	37.5%
Private Investments	17.5%	23.0% 25.5%	32.5%

*The total Asset Class & Investment Type exposure, including the amount of derivatives exposure not collateralized by Cash, may not exceed 105% of the Asset Class & Investment Type exposures excluding the amount of derivatives exposure not collateralized by Cash.

POLICY BENCHMARK (reset monthly)	FYE 2012 2013
Barclays Capital Global Aggregate Index	7.5%
FTSE EPRA/NAREIT Developed Index Net TRI USD	2.5%
50% Dow Jones-UBS Commodity Total Return Index and 50% MSCI	
World Natural Resources Index	6.5% 7.5%
MSCI World Index with net dividends	18.5% 15.0%
MSCI Emerging Markets with net dividends	12.0%
Hedge Fund Research Indices Fund of Funds Composite Index	30.0%
Venture Economics Custom Index	20.0% 21.5%
NACREIF Custom Index	3.0% 4.0%

POLICY/TARGET RETURN/RISKS	FYE 2012 2013
Expected Annual Return (Benchmarks)**	8.84 7.36%
One Year Downside Deviation	8.86 9.45%
Risk Bounds	
Lower: 1 Year Downside Deviation	75%
Upper: 1 Year Downside Deviation	115%

**Equal to nominal return, net of all investment-related expenses and assuming an inflation rate of 3 2.5%.

EXHIBIT A
(continued)
ASSET CLASS AND INVESTMENT TYPE TARGETS, RANGES AND PERFORMANCE OBJECTIVES
EFFECTIVE DATE SEPTEMBER 1, 2012 ~~2014~~ ~~except Min and Max Ranges and Risk Bounds are Effective August 15, 2014~~

POLICY BENCHMARKS BY ASSET CLASS AND INVESTMENT TYPE: FYE ~~2012~~ 2013

FYE 2012 2013		More Correlated & Constrained	Less Correlated & Constrained	Private Investments	Total
Fixed Income	Investment Grade	Barclays Capital Global Aggregate Index (7.5%)	2.0%	0.0%	9.5%
	Credit-Related	0.00%	3.0%	2.5%	5.5%
Real Assets	Real Estate	FTSE EPRA/NAREIT Developed Index Net TRI USD (2.5%)	0.0%	Custom NACREIF 3.0-4.0%	5.5 6.5%
	Natural Resources	50% Dow Jones-UBS Commodity Total Return Index and 50% MSCI World Natural Resources Index (6.5-7.5%)	1.0%	4.0-5.0%	11.5 13.5%
Equity	Developed Country	MSCI World Index with Net Dividends (18.5 15.0%)	20.0%	10.0%	48.5 45.0%
	Emerging Markets	MSCI EM Index with Net Dividends (12.0%)	4.0%	3.5-4.0%	19.5 20.0%
Total		47.0 44.5%	30.0%	23 25.5%	100.0%

Hedge Fund Research Indices Fund of Funds Composite Index
 Venture Economics Custom Index

Investment Policy/Benchmarks are indicated in Black/Bold
Reportable Targets are indicated in Gray

**THE UNIVERSITY OF TEXAS SYSTEM
PERMANENT HEALTH FUND
INVESTMENT POLICY STATEMENT**

Purpose

The Permanent Health Fund (the “PHF”), established by the Board of Regents of The University of Texas System (the “Board of Regents”), is a pooled fund for the collective investment of certain permanent funds for health-related institutions of higher education created, effective August 30, 1999, by Chapter 63 of the *Texas Education Code*. The permanent health funds which have assets in the PHF are:

- A. The Permanent Health Fund for Higher Education (the “PHFHE”), the distributions from which are to fund programs that benefit medical research, health education, or treatment programs at 10 health-related institutions of higher education; and
- B. Eight of the thirteen separate Permanent Funds for Health Related Institutions (the “PFHRIs”), the distributions from which are to fund research and other programs at health-related institutions of higher education that benefit public health. The PFHRIs invested in the PHF are:

- U. T. Health Science Center - San Antonio
- U. T. M. D. Anderson Cancer Center
- U. T. Southwestern Medical Center
- U. T. Medical Branch - Galveston
- U. T. Health Science Center - Houston
- U. T. Health Science Center - Tyler
- U. T. El Paso
- Regional Academic Health Center

The PHF provides for greater diversification of investments than would be possible if each account were managed separately.

PHF Organization

The PHF functions like a mutual fund in which each eligible fund purchases and redeems PHF units as provided herein.

Permanent Health Fund Investment Policy Statement (continued)

PHF Management

Chapter 63 of the *Texas Education Code* designates: a) the Board of Regents as the administrator for the PHFHE and b) the governing board of an institution for which a PFHRI fund is established as the administrator for its own PFHRI, or if the governing board so elects, the Comptroller of Public Accounts (State Comptroller). It permits the State Comptroller, in turn, to contract with the governing board of any institution that is eligible to receive a grant under Chapter 63. Pursuant to the foregoing and an Investment Management Services Agreement between the Board of Regents and the State Comptroller, the Board of Regents is the administrator responsible for managing the PHF. Chapter 63 further states that the Board of Regents may manage and invest the PHF in the same manner as the Board of Regents manages and invests other permanent endowments. It also requires that the administrator invest the funds in a manner that preserves the purchasing power of the funds' assets and distributions. It further requires that the administrator make distributions in a manner consistent with the administrator's policies and procedures for making distributions to the beneficiaries of its own endowments in the case of the PHFHE or the funds themselves in the case of the PFHRI funds.

Article VII, Section 11b of the Texas Constitution authorizes the Board of Regents, subject to procedures and restrictions it establishes, to invest the Permanent University Fund (the "PUF") in any kind of investment and in amounts it considers appropriate, provided that it adheres to the prudent investor standard. This standard provides that the Board of Regents, in making investments, may acquire, exchange, sell, supervise, manage, or retain, through procedures and subject to restrictions it establishes and in amounts it considers appropriate, any kind of investment that prudent investors, exercising reasonable care, skill, and caution, would acquire or retain in light of the purposes, terms, distribution requirements, and other circumstances of the fund then prevailing, taking into consideration the investment of all the assets of the fund rather than a single investment. Pursuant to Chapter 63 of the *Texas Education Code*, the Board of Regents has elected the PUF prudent investor standard to govern its management of the PHF.

Ultimate fiduciary responsibility for the PHF rests with the Board of Regents. Section 66.08, *Texas Education Code*, as amended, authorizes the Board of Regents, subject to certain conditions, to enter into a contract with a nonprofit corporation to invest funds under the control and management of the Board of Regents.

Pursuant to an Investment Management Services Agreement between the Board of Regents and The University of Texas Investment Management Company ("UTIMCO"), the PHF shall be managed by UTIMCO which shall: a) recommend investment policy for the PHF; b) recommend specific Asset Class and Investment Type allocation targets, ranges, and performance benchmarks consistent with PHF objectives; and c) monitor PHF performance against PHF objectives. UTIMCO shall invest the PHF assets in conformity with this Policy Statement. All changes to this Policy Statement or the exhibits to this Policy

Permanent Health Fund Investment Policy Statement (continued)

Statement, including changes to Asset Class and Investment Type allocation targets, ranges and performance benchmarks, are subject to approval by the Board of Regents.

PHF Administration

UTIMCO shall employ an administrative staff to ensure that all transaction and accounting records are complete and prepared on a timely basis. Internal controls shall be emphasized so as to provide for responsible separation of duties and adequacy of an audit trail. Custody of PHF assets shall comply with applicable law and be structured so as to provide essential safekeeping and trading efficiency.

Funds Eligible to Purchase PHF Units

No fund shall be eligible to purchase units of the PHF unless it is a permanent health fund established pursuant to Chapter 63 of the *Texas Education Code*, under the control, with full discretion as to investments, of the Board of Regents.

Any fund whose governing instrument contains provisions which conflict with this Policy Statement, whether initially or as a result of amendments to either document, shall not be eligible to purchase or hold units of the PHF.

PHF Investment Objectives

The primary investment objective shall be to preserve the purchasing power of PHF assets and annual distributions by earning an average annual real return over rolling ten-year periods or longer at least equal to the target distribution rate, plus the annual expected expense. The current target rate is 5.2%. The target is subject to adjustment from time to time consistent with the primary investment objective of the PHF.

Asset Allocation and Policy

PHF assets shall be allocated among the following investments:

- A. Cash and Cash Equivalents - Cash and Cash Equivalents has the same meaning as given to the term "Cash" in the Liquidity Policy.
- B. U. T. System General Endowment Fund (GEF) - See Exhibit B for the current GEF allocation, which is subject to changes by the Board of Regents. Upon any change to the GEF asset allocation, Exhibit B shall be revised accordingly.

In the event that actual Cash and Cash Equivalents positions move outside the range indicated in Exhibit A due to market forces that shift relative valuations, UTIMCO staff will immediately report this situation to the UTIMCO Board Chairman

Permanent Health Fund Investment Policy Statement (continued)

and take steps to rebalance the Cash and Cash Equivalents positions back within the policy range in an orderly manner as soon as practicable. Extenuating circumstances that could cause immediate rebalancing to be irrational and detrimental to the interest of the PHF asset values could warrant requesting approval of the UTIMCO Board Chairman to waive immediate remedial action.

Performance Measurement

The investment performance of the PHF will be measured by the PHF's custodian, an unaffiliated organization, with recognized expertise in this field and reporting responsibility to the UTIMCO Board, and compared against the stated Policy Benchmarks of the PHF, as indicated in Exhibits A and B (incorporating the impact of internal derivative positions) and reported to the UTIMCO Board and the Board of Regents at least quarterly. Monthly performance data and net asset values will be available on the UTIMCO website within a reasonable time after each month end.

Investment Guidelines

The PHF must be invested at all times in strict compliance with applicable law. Investment guidelines for the U. T. System GEF shall be as stated in the GEF Investment Policy Statement.

PHF Distributions

The PHF shall balance the needs and interests of present beneficiaries with those of the future. PHF spending policy objectives shall be to:

- A. provide a predictable, stable stream of distributions over time;
- B. ensure that the inflation adjusted value of distributions is maintained over the long term; and
- C. ensure that the inflation adjusted value of PHF assets after distributions is maintained over the long term.

The goal is for the PHF's average spending rate over time not to exceed the PHF's average annual investment return after inflation and expense ratio in order to preserve the purchasing power of PHF distributions and underlying assets.

UTIMCO shall be responsible for calculating the PHF's distribution percentage and determining the equivalent per unit rate for any given year. Unless otherwise recommended by UTIMCO and approved by the Board of Regents, PHF distributions shall be based on the following criteria:

The annual unit distribution amount shall be adjusted annually based on the following formula:

Permanent Health Fund Investment Policy Statement (continued)

- A. Increase the prior year's per unit distribution amount (cents per unit) by the average inflation rate (C.P.I.) for the previous twelve quarters. This will be the per unit distribution amount for the next fiscal year. This amount may be rounded to the nearest \$.0005 per unit.
- B. If the inflationary increase in Step A results in a distribution rate below 3.5% (computed by taking the proposed distribution amount per unit divided by the previous twelve quarter average market value price per unit), the UTIMCO Board may recommend an increase in the distribution amount as long as such increase does not result in a distribution rate of more than 5.5% (computed in the same manner).
- C. If the distribution rate exceeds 5.5% (computed by taking the proposed distribution amount per unit divided by the previous twelve quarter average market value price per unit), the UTIMCO Board may recommend a reduction in the per unit distribution amount.

Notwithstanding any of the foregoing provisions, the Board of Regents may approve a per unit distribution amount that, in their judgment, would be more appropriate than the rate calculated by the policy provisions.

Distributions from the PHF to the unit holders shall be made quarterly as soon as practicable on or after the last business day of November, February, May, and August of each fiscal year.

PHF Accounting

The fiscal year of the PHF shall begin on September 1st and end on August 31st. Market value of the PHF shall be maintained on an accrual basis in compliance with Generally Accepted Accounting Principles ("GAAP"), Governmental Accounting Standards Board Statements, industry guidelines, or state statutes, whichever is applicable. Significant asset write-offs or write-downs shall be approved by UTIMCO's Chief Investment Officer and reported to the UTIMCO Board. Assets deemed to be "other than temporarily impaired" as defined by GAAP shall be written off and reported to UTIMCO's Chief Investment Officer and the UTIMCO Board when material. The PHF's financial statements shall be audited each year by an independent accounting firm selected by the Board of Regents.

Valuation of Assets

As of the close of business on the last business day of each month, UTIMCO shall determine the fair market value of all PHF net assets and the net asset value per unit of the PHF. Valuation of PHF assets shall be based on the books and records of the custodian for the valuation date. The final determination of PHF net assets for a month end close shall normally be completed within six business days but determination may be longer under certain circumstances.

Permanent Health Fund Investment Policy Statement (continued)

The fair market value of the PHF's net assets shall include all related receivables and payables of the PHF on the valuation date and the value of each unit thereof shall be its proportionate part of such net value. Such valuation shall be final and conclusive.

Compliance

Compliance with this Policy will be monitored by UTIMCO's Chief Compliance Officer. UTIMCO's Chief Executive Officer, the UTIMCO Board, and the UTIMCO Audit & Ethics Committee will receive regular reports on UTIMCO's compliance with this Policy. All material instances of noncompliance, as determined by UTIMCO's Chief Compliance Officer and the Chair of the UTIMCO Audit & Ethics Committee, will require an action plan proposed by UTIMCO's Chief Executive Officer and approved by the Chairman of the UTIMCO Board with timelines for bringing the non-compliant activity within this Policy.

Purchase of PHF Units

Purchase of PHF units may be made on any quarterly purchase date (September 1, December 1, March 1, and June 1 of each fiscal year or the first business day subsequent thereto) upon payment of cash to the PHF or contribution of assets approved by UTIMCO's Chief Investment Officer, at the net asset value per unit of the PHF as of the most recent quarterly valuation date.

Each fund whose monies are invested in the PHF shall own an undivided interest in the PHF in the proportion that the number of units invested therein bears to the total number of all units comprising the PHF.

Redemption of PHF Units

Redemption of PHF units shall be paid in cash as soon as practicable after the quarterly valuation date of the PHF. If the withdrawal is greater than \$10 million, advance notice of 60 business days shall be required prior to the quarterly valuation date. If the withdrawal is for less than \$10 million, advance notice of five business days shall be required prior to the quarterly valuation date. If the aggregate amount of redemptions requested on any redemption date is equal to or greater than 5% of the PHF's net asset value, the Board of Regents may redeem the requested units in installments and on a pro rata basis over a reasonable period of time that takes into consideration the time frame to liquidate illiquid investments and the best interests of all PHF unit holders. Withdrawals from the PHF shall be at the market value price per unit determined for the period of the withdrawal.

Permanent Health Fund Investment Policy Statement (continued)

Investor Responsibility

As a shareholder, the PHF has the right to a voice in corporate affairs consistent with those of any shareholder. These include the right and obligation to vote proxies in a manner consistent with the unique role and mission of higher education as well as for the economic benefit of the PHF. Notwithstanding the above, the UTIMCO Board shall discharge its fiduciary duties with respect to the PHF solely in the interest of PHF unit holders, in compliance with the Proxy Voting Policy then in effect, and shall not invest the PHF so as to achieve temporal benefits for any purpose including use of its economic power to advance social or political purposes.

Amendment of Policy Statement

The Board of Regents reserves the right to amend the Investment Policy Statement as it deems necessary or advisable.

Effective Date

The effective date of this Policy shall be September 1, ~~2011~~2012, ~~except for Exhibit B. Exhibit B follows the effective date of Exhibit A of the GEF~~

Permanent Health Fund Investment Policy Statement (continued)

EXHIBIT A

PHF ASSET ALLOCATION

**POLICY TARGETS, RANGES AND PERFORMANCE OBJECTIVES
EFFECTIVE DATE SEPTEMBER 1, 2008**

	Neutral Allocation	Range	Benchmark Return
GEF Commingled Fund	100.0%	95% - 100%	Endowment Policy Portfolio
Cash and Cash Equivalents	0.0%	-1% - 5%	90 day T-Bills
Unencumbered Cash			
Temporary Cash Imbalance*			
Net non-trading receivable			

The endowment policy portfolio is the sum of the neutrally weighted benchmark returns for the GEF.

*3 trading days or less

Permanent Health Fund Investment Policy Statement (continued)

EXHIBIT B - GENERAL ENDOWMENT FUND
ASSET CLASS AND INVESTMENT TYPE TARGETS, RANGES, AND PERFORMANCE OBJECTIVES
EFFECTIVE SEPTEMBER 1, 2012 ~~2011~~ except Min and Max Ranges and Risk Bounds are Effective August 15, 2011

POLICY PORTFOLIO	FYE 2012 2013		
	Min	Target	Max
Asset Classes			
Investment Grade Fixed Income	5.0%	9.5%	25.0%
Credit-Related Fixed Income	0.0%	5.5%	30.0%
Real Estate	0.0%	5.5% 6.5%	10.0% 12.5%
Natural Resources	5.0%	11.5% 13.5%	25.0%
Developed Country Equity	30.0%	48.5% 45.0%	60.0%
Emerging Markets Equity	5.0%	19.5% 20.0%	25.0%
Investment Types			
More Correlated & Constrained	35.0%	47.0% 44.5%	60.0%
Less Correlated & Constrained	25.0%	30.0%	37.5%
Private Investments	17.5%	23.0% 25.5%	32.5%

*The total Asset Class & Investment Type exposure, including the amount of derivatives exposure not collateralized by Cash, may not exceed 105% of the Asset Class & Investment Type exposures excluding the amount of derivatives exposure not collateralized by Cash.

POLICY BENCHMARK (reset monthly)	FYE 2012 2013
Barclays Capital Global Aggregate Index	7.5%
FTSE EPRA/NAREIT Developed Index Net TRI USD	2.5%
50% Dow Jones-UBS Commodity Total Return Index and 50% MSCI World Natural Resources Index	6.5% 7.5%
MSCI World Index with net dividends	18.5% 15.0%
MSCI Emerging Markets with net dividends	12.0%
Hedge Fund Research Indices Fund of Funds Composite Index	30.0%
Venture Economics Custom Index	20.0% 21.5%
NACREIF Custom Index	3.0% 4.0%

POLICY/TARGET RETURN/RISKS	FYE 2012 2013
Expected Annual Return (Benchmarks) **	8.84 7.36%
One Year Downside Deviation	8.86 9.45%
Risk Bounds	
Lower: 1 Year Downside Deviation	75%
Upper: 1 Year Downside Deviation	115%

**Equal to nominal return, net of all investment-related expenses and assuming an inflation rate of ~~3~~ 2.5%.

EXHIBIT B
(continued)



GENERAL ENDOWMENT FUND

ASSET CLASS AND INVESTMENT TYPE TARGETS, RANGES AND PERFORMANCE OBJECTIVES

EFFECTIVE DATE SEPTEMBER 1, 2012 ~~2011 except Min and Max Ranges and Risk Bounds are Effective August 15, 2011~~

POLICY BENCHMARKS BY ASSET CLASS AND INVESTMENT TYPE: FYE ~~2012~~ 2013

FYE 2012 2013		More Correlated & Constrained	Less Correlated & Constrained	Private Investments	Total
Fixed Income	Investment Grade	Barclays Capital Global Aggregate Index (7.5%)	2.0%	0.0%	9.5%
	Credit-Related	0.00%	3.0%	2.5%	5.5%
Real Assets	Real Estate	FTSE EPRA/NAREIT Developed Index Net TRI USD (2.5%)	0.0%	Custom NACREIF 3.0 4.0%	5.5 6.5%
	Natural Resources	50% Dow Jones-UBS Commodity Total Return Index and 50% MSCI World Natural Resources Index (6.5 7.5%)	1.0%	4.0 5.0%	11.5 13.5%
Equity	Developed Country	MSCI World Index with Net Dividends (18.5 15.0%)	20.0%	10.0%	48.5 45.0%
	Emerging Markets	MSCI EM Index with Net Dividends (12.0%)	4.0%	3.5 4.0%	19.5 20.0%
Total		47.0 44.5%	30.0%	23 25.5%	100.0%

 Hedge Fund Research Indices Fund of Funds Composite Index
 Venture Economics Custom Index

Investment Policy/Benchmarks are indicated in Black/Bold
Reportable Targets are indicated in Gray

**THE UNIVERSITY OF TEXAS SYSTEM
LONG TERM FUND
INVESTMENT POLICY STATEMENT**

Purpose

The Long Term Fund (the "LTF"), succeeded the Common Trust Fund in February 1995, and was established by the Board of Regents of The University of Texas System (the "Board of Regents") as a pooled fund for the collective investment of private endowments and other long-term funds supporting various programs of The University of Texas System. The LTF provides for greater diversification of investments than would be possible if each account were managed separately.

LTF Organization

The LTF functions like a mutual fund in which each eligible account purchases and redeems LTF units as provided herein. The ownership of LTF assets shall at all times be vested in the Board of Regents. Such assets shall be deemed to be held by the Board of Regents, as a fiduciary, regardless of the name in which the assets may be registered.

LTF Management

Article VII, Section 11b of the Texas Constitution authorizes the Board of Regents, subject to procedures and restrictions it establishes, to invest the Permanent University Fund (the "PUF") in any kind of investment and in amounts it considers appropriate, provided that it adheres to the prudent investor standard. This standard provides that the Board of Regents, in making investments, may acquire, exchange, sell, supervise, manage, or retain, through procedures and subject to restrictions it establishes and in amounts it considers appropriate, any kind of investment that prudent investors, exercising reasonable care, skill, and caution, would acquire or retain in light of the purposes, terms, distribution requirements, and other circumstances of the fund then prevailing, taking into consideration the investment of all the assets of the fund rather than a single investment. Pursuant to Section 51.0031(c) of the *Texas Education Code*, the Board of Regents has elected the PUF prudent investor standard to govern its management of the LTF.

Ultimate fiduciary responsibility for the LTF rests with the Board of Regents. Section 66.08, *Texas Education Code*, as amended, authorizes the Board of Regents, subject to certain conditions, to enter into a contract with a nonprofit corporation to invest funds under the control and management of the Board of Regents.

Long Term Fund Investment Policy Statement (continued)

Pursuant to an Investment Management Services Agreement between the Board of Regents and The University of Texas Investment Management Company (“UTIMCO”), the LTF shall be managed by UTIMCO, which shall a) recommend investment policy for the LTF, b) recommend specific Asset Class and Investment Type allocation targets, ranges, and performance benchmarks consistent with LTF objectives, and c) monitor LTF performance against LTF objectives. UTIMCO shall invest the LTF assets in conformity with this Policy Statement. All changes to this Policy Statement or the exhibits to this Policy Statement, including changes to Asset Class and Investment Type allocation targets, ranges and performance benchmarks, are subject to approval by the Board of Regents.

LTF Administration

UTIMCO shall employ an administrative staff to ensure that all transaction and accounting records are complete and prepared on a timely basis. Internal controls shall be emphasized so as to provide for responsible separation of duties and adequacy of an audit trail. Custody of LTF assets shall comply with applicable law and be structured so as to provide essential safekeeping and trading efficiency.

Funds Eligible to Purchase LTF Units

No account shall be eligible to purchase units of the LTF unless it is under the sole control, with full discretion as to investments, of the Board of Regents.

Any account whose governing instrument contains provisions which conflict with this Policy Statement, whether initially or as a result of amendments to either document, shall not be eligible to purchase or hold units of the LTF.

LTF Investment Objectives

The primary investment objective shall be to preserve the purchasing power of LTF assets by earning an average annual real return over rolling ten-year periods or longer at least equal to the target distribution rate, plus the annual expected expense. The current target rate is 5.2%. The target is subject to adjustment from time to time consistent with the primary investment objective of the LTF. The LTF’s success in meeting its objectives depends upon its ability to generate high returns in periods of low inflation that will offset lower returns generated in years when the capital markets underperform the rate of inflation.

Asset Allocation and Policy

LTF assets shall be allocated among the following investments.

- A. Cash and Cash Equivalents – Cash and Cash Equivalents has the same meaning as given to the term “Cash” in the Liquidity Policy.

Long Term Fund Investment Policy Statement (continued)

- B. U. T. System General Endowment Fund (GEF) - See Exhibit B for the current GEF allocation, which is subject to changes by the Board of Regents. Upon any change to the GEF asset allocation, Exhibit B shall be revised accordingly.

In the event that actual Cash and Cash Equivalents positions move outside the range indicated in Exhibit A due to market forces that shift relative valuations, UTIMCO staff will immediately report this situation to the UTIMCO Board Chairman and take steps to rebalance portfolio positions back within the policy range in an orderly manner as soon as practicable. Extenuating circumstances that could cause immediate rebalancing to be irrational and detrimental to the interest of the LTF asset values could warrant requesting approval of the UTIMCO Board Chairman to waive immediate remedial action.

Performance Measurement

The investment performance of the LTF will be measured by the LTF's custodian, an unaffiliated organization, with recognized expertise in this field and reporting responsibility to the UTIMCO Board, and compared against the stated Policy Benchmarks of the PHF, as indicated in Exhibits A and B (incorporating the impact of internal derivative positions) and reported to the UTIMCO Board and the Board of Regents at least quarterly. Monthly performance data and net asset values will be available on the UTIMCO website within a reasonable time after each month end.

Investment Guidelines

The LTF must be invested at all times in strict compliance with applicable law. Investment guidelines for the U. T. System GEF shall be as stated in the GEF Investment Policy Statement.

LTF Distributions

The LTF shall balance the needs and interests of present beneficiaries with those of the future. LTF spending policy objectives shall be to:

- A. provide a predictable, stable stream of distributions over time;
- B. ensure that the inflation adjusted value of distributions is maintained over the long term; and
- C. ensure that the inflation adjusted value of LTF assets after distributions is maintained over the long term.

Long Term Fund Investment Policy Statement (continued)

The goal is for the LTF's average spending rate over time not to exceed the LTF's average annual investment return after inflation and expense ratio in order to preserve the purchasing power of LTF distributions and underlying assets.

Generally, pursuant to the Uniform Prudent Management of Institutional Funds Act, Chapter 163, *Texas Property Code*, as amended, ("Act"), subject to the intent of a donor in a gift instrument, the Board of Regents may appropriate for expenditure or accumulate so much of the LTF as it determines is prudent for the uses, benefits, purposes, and duration for which the LTF is established. Notwithstanding the preceding sentence, the Board of Regents may not appropriate for expenditure in any year an amount greater than nine percent (9%) of the LTF, calculated on the basis of market values determined at least quarterly and averaged over a period of not less than three years immediately preceding the year in which the appropriation for expenditure was made.

UTIMCO shall be responsible for calculating the LTF's distribution percentage and determining the equivalent per unit rate for any given year. Unless otherwise recommended by UTIMCO and approved by the Board of Regents or prohibited by the Act, LTF distributions shall be based on the following criteria:

The annual unit distribution amount shall be adjusted annually based on the following formula:

- A. Increase the prior year's per unit distribution amount (cents per unit) by the average inflation rate (C.P.I.) for the previous twelve quarters. This will be the per unit distribution amount for the next fiscal year. This amount may be rounded to the nearest \$.0005 per unit.
- B. If the inflationary increase in Step A results in a distribution rate below 3.5% (computed by taking the proposed distribution amount per unit divided by the previous twelve quarter average market value price per unit), the UTIMCO Board may recommend an increase in the distribution amount as long as such increase does not result in a distribution rate of more than 5.5% (computed in the same manner).
- C. If the distribution rate exceeds 5.5% (computed by taking the proposed distribution amount per unit divided by the previous twelve quarter average market value price per unit), the UTIMCO Board may recommend a reduction in the per unit distribution amount.

Notwithstanding any of the foregoing provisions, the Board of Regents may approve a per unit distribution amount that, in their judgment, would be more appropriate than the rate calculated by the policy provisions.

Long Term Fund Investment Policy Statement (continued)

Distributions from the LTF to the unit holders shall be made quarterly as soon as practicable on or after the last business day of November, February, May, and August of each fiscal year.

LTF Accounting

The fiscal year of the LTF shall begin on September 1st and end on August 31st. Market value of the LTF shall be maintained on an accrual basis in compliance with Generally Accepted Accounting Principles (“GAAP”), Governmental Accounting Standards Board Statements, industry guidelines, or state statutes, whichever is applicable. Significant asset write-offs or write-downs shall be approved by UTIMCO’s Chief Investment Officer and reported to the UTIMCO Board. Assets deemed to be “other than temporarily impaired” as defined by GAAP shall be written off and reported to UTIMCO’s Chief Investment Officer and the UTIMCO Board when material. The LTF’s financial statements shall be audited each year by an independent accounting firm selected by the Board of Regents.

Valuation of Assets

As of the close of business on the last business day of each month, UTIMCO shall determine the fair market value of all LTF net assets and the net asset value per unit of the LTF. Valuation of LTF assets shall be based on the books and records of the custodian for the valuation date. The final determination of LTF net assets for a month end close shall normally be completed within six business days but determination may be longer under certain circumstances.

The fair market value of the LTF’s net assets shall include all related receivables and payables of the LTF on the valuation date and the value of each unit thereof shall be its proportionate part of such net value. Such valuation shall be final and conclusive.

Compliance

Compliance with this Policy will be monitored by UTIMCO’s Chief Compliance Officer. UTIMCO’s Chief Executive Officer, the UTIMCO Board, and the UTIMCO Audit & Ethics Committee will receive regular reports on UTIMCO’s compliance with this Policy. All material instances of noncompliance, as determined by UTIMCO’s Chief Compliance Officer and the Chair of the UTIMCO Audit & Ethics Committee, will require an action plan proposed by UTIMCO’s Chief Executive Officer and approved by the Chairman of the UTIMCO Board with timelines for bringing the non-compliant activity within this Policy.

Long Term Fund Investment Policy Statement (continued)

Purchase of LTF Units

Purchase of LTF units may be made on any quarterly purchase date (September 1, December 1, March 1, and June 1 of each fiscal year or the first business day subsequent thereto) upon payment of cash to the LTF or contribution of assets approved by UTIMCO's Chief Investment Officer, at the net asset value per unit of the LTF as of the most recent quarterly valuation date.

Each account whose monies are invested in the LTF shall own an undivided interest in the LTF in the proportion that the number of units invested therein bears to the total number of all units comprising the LTF.

Redemption of LTF Units

Redemption of LTF units shall be paid in cash as soon as practicable after the quarterly valuation date of the LTF. If the withdrawal is greater than \$25 million, advance notice of 60 business days shall be required prior to the quarterly valuation date. If the withdrawal is for less than \$25 million, advance notice of five business days shall be required prior to the quarterly valuation date. If the aggregate amount of redemptions requested on any redemption date is equal to or greater than 5% of the LTF's net asset value, the Board of Regents may redeem the requested units in installments and on a pro rata basis over a reasonable period of time that takes into consideration the time frame to ~~liquidate~~ liquidate illiquid investments and the best interests of all LTF unit holders. Withdrawals from the LTF shall be at the market value price per unit determined for the period of the withdrawal except as follows: withdrawals to correct administrative errors shall be calculated at the per unit value at the time the error occurred. To be considered an administrative error, the contribution shall have been invested in the LTF for a period less than or equal to one year determined from the date of the contribution to the LTF. Transfer of units between endowment unit holders shall not be considered redemption of units subject to this provision.

Investor Responsibility

As a shareholder, the LTF has the right to a voice in corporate affairs consistent with those of any shareholder. These include the right and obligation to vote proxies in a manner consistent with the unique role and mission of higher education as well as for the economic benefit of the LTF. Notwithstanding the above, the UTIMCO Board shall discharge its fiduciary duties with respect to the LTF solely in the interest of LTF unit holders, in compliance with the Proxy Voting Policy then in effect, and shall not invest the LTF so as to achieve temporal benefits for any purpose including use of its economic power to advance social or political purposes.

Long Term Fund Investment Policy Statement (continued)

Amendment of Policy Statement

The Board of Regents reserves the right to amend the Investment Policy Statement as it deems necessary or advisable.

Effective Date

The effective date of this Policy shall be September 1, 2011~~2012~~, except for Exhibit B. ~~Exhibit B follows the effective date of Exhibit A of the GEF.~~

EXHIBIT A

LTF ASSET ALLOCATION

**POLICY TARGETS, RANGES AND PERFORMANCE OBJECTIVES
EFFECTIVE DATE SEPTEMBER 1, 2008**

	Neutral Allocation	Range	Benchmark Return
GEF Commingled Fund	100.0%	95% - 100%	Endowment Policy Portfolio
Cash and Cash Equivalents	0.0%	-1% - 5%	90 day T-Bills
Unencumbered Cash			
Temporary Cash Imbalance*			
Net non-trading receivable			

The endowment policy portfolio is the sum of the neutrally weighted benchmark returns for the GEF.

*3 trading days or less

Long Term Fund Investment Policy Statement (continued)

EXHIBIT B - GENERAL ENDOWMENT FUND
ASSET CLASS AND INVESTMENT TYPE TARGETS, RANGES, AND PERFORMANCE OBJECTIVES
EFFECTIVE SEPTEMBER 1, 2012 2011 except Min and Max Ranges and Risk Bounds are Effective August 15, 2011

POLICY PORTFOLIO	FYE 2012 2013		
	Min	Target	Max
Asset Classes			
Investment Grade Fixed Income	5.0%	9.5%	25.0%
Credit-Related Fixed Income	0.0%	5.5%	30.0%
Real Estate	0.0%	5.5% 6.5%	10.0% 12.5%
Natural Resources	5.0%	11.5% 13.5%	25.0%
Developed Country Equity	30.0%	48.5% 45.0%	60.0%
Emerging Markets Equity	5.0%	19.5% 20.0%	25.0%
Investment Types			
More Correlated & Constrained	35.0%	47.0% 44.5%	60.0%
Less Correlated & Constrained	25.0%	30.0%	37.5%
Private Investments	17.5%	23.0% 25.5%	32.5%

*The total Asset Class & Investment Type exposure, including the amount of derivatives exposure not collateralized by Cash, may not exceed 105% of the Asset Class & Investment Type exposures excluding the amount of derivatives exposure not collateralized by Cash.

POLICY BENCHMARK (reset monthly)	FYE 2012 2013
Barclays Capital Global Aggregate Index	7.5%
FTSE EPRA/NAREIT Developed Index Net TRI USD	2.5%
50% Dow Jones-UBS Commodity Total Return Index and 50% MSCI	
World Natural Resources Index	6.5% 7.5%
MSCI World Index with net dividends	18.5% 15.0%
MSCI Emerging Markets with net dividends	12.0%
Hedge Fund Research Indices Fund of Funds Composite Index	30.0%
Venture Economics Custom Index	20.0% 21.5%
NACREIF Custom Index	3.0% 4.0%

POLICY/TARGET RETURN/RISKS	FYE 2012 2013
Expected Annual Return (Benchmarks)**	8.84 7.36%
One Year Downside Deviation	8.86 9.45%
Risk Bounds	
Lower: 1 Year Downside Deviation	75%
Upper: 1 Year Downside Deviation	115%

**Equal to nominal return, net of all investment-related expenses and assuming an inflation rate of ~~-3~~ 2.5%.

EXHIBIT B
(continued)



GENERAL ENDOWMENT FUND

ASSET CLASS AND INVESTMENT TYPE TARGETS, RANGES AND PERFORMANCE OBJECTIVES

EFFECTIVE DATE SEPTEMBER 1, 2012 ~~2011 except Min and Max Ranges and Risk Bounds are Effective August 15, 2011~~

POLICY BENCHMARKS BY ASSET CLASS AND INVESTMENT TYPE: FYE ~~2012~~ 2013

FYE 2012 2013		More Correlated & Constrained	Less Correlated & Constrained	Private Investments	Total
Fixed Income	Investment Grade	Barclays Capital Global Aggregate Index (7.5%)	2.0%	0.0%	9.5%
	Credit-Related	0.00%	3.0%	2.5%	5.5%
Real Assets	Real Estate	FTSE EPRA/NAREIT Developed Index Net TRI USD (2.5%)	0.0%	Custom NACREIF 3.0-4.0%	5.5 6.5%
	Natural Resources	50% Dow Jones-UBS Commodity Total Return Index and 50% MSCI World Natural Resources Index (6.5 7.5%)	1.0%	4.0 5.0%	11.5 13.5%
Equity	Developed Country	MSCI World Index with Net Dividends (18.5 15.0%)	20.0%	10.0%	48.5 45.0%
	Emerging Markets	MSCI EM Index with Net Dividends (12.0%)	4.0%	3.5 4.0%	19.5 20.0%
Total		47.0 44.5%	30.0%	23 25.5%	100.0%

 Hedge Fund Research Indices Fund of Funds Composite Index
 Venture Economics Custom Index

Investment Policy/Benchmarks are indicated in Black/Bold
Reportable Targets are indicated in Gray

**THE UNIVERSITY OF TEXAS SYSTEM
INTERMEDIATE TERM FUND
INVESTMENT POLICY STATEMENT**

Purpose and Structure

The University of Texas System Intermediate Term Fund (the “ITF”) was established by the Board of Regents of The University of Texas System (the “Board of Regents”) as a pooled fund for the collective investment of operating funds and other intermediate and long-term funds held by U. T. System institutions and U. T. System Administration.

ITF Organization

The ITF functions as a mutual fund in which each eligible account purchases and redeems ITF units as provided herein. The ownership of ITF assets shall at all times be vested in the Board of Regents. Such assets shall be deemed to be held by the Board of Regents, as a fiduciary, regardless of the name in which the assets may be registered.

ITF Management

Article VII, Section 11b of the Texas Constitution authorizes the Board of Regents, subject to procedures and restrictions it establishes, to invest the Permanent University Fund (the “PUF”) in any kind of investment and in amounts it considers appropriate, provided that it adheres to the prudent investor standard. This standard provides that the Board of Regents, in making investments, may acquire, exchange, sell, supervise, manage, or retain, through procedures and subject to restrictions it establishes and in amounts it considers appropriate, any kind of investment that prudent investors, exercising reasonable care, skill, and caution, would acquire or retain in light of the purposes, terms, distribution requirements, and other circumstances of the fund then prevailing, taking into consideration the investment of all the assets of the fund rather than a single investment. Pursuant to Section 51.0031(c) of the *Texas Education Code*, the Board of Regents has elected the PUF prudent investor standard to govern its management of the ITF.

Ultimate fiduciary responsibility for the ITF rests with the Board of Regents. Section 66.08, *Texas Education Code*, as amended, authorizes the Board of Regents, subject to certain conditions, to enter into a contract with a nonprofit corporation to invest funds under the control and management of the Board of Regents.

Pursuant to an Investment Management Services Agreement between the Board of Regents and The University of Texas Investment Management Company (“UTIMCO”), the ITF shall be managed by UTIMCO, which shall a) recommend

Intermediate Term Fund Investment Policy Statement (continued)

investment policy for the ITF, b) recommend specific Asset Class and Investment Type allocation targets, ranges, and performance benchmarks consistent with ITF objectives, and c) monitor ITF performance against ITF objectives. UTIMCO shall invest the ITF assets in conformity with this Policy Statement. All changes to this Policy Statement or the exhibits to this Policy Statement, including changes to Asset Class and Investment Type allocation targets, ranges and performance benchmarks, are subject to approval by the Board of Regents.

UTIMCO may select and terminate unaffiliated investment managers subject to the Delegation of Authority Policy approved by the UTIMCO Board. Managers shall be monitored for performance and adherence to investment disciplines.

ITF Administration

UTIMCO shall employ an administrative staff to ensure that all transaction and accounting records are complete and prepared on a timely basis. Internal controls shall be emphasized so as to provide for responsible separation of duties and adequacy of an audit trail. Custody of ITF assets shall comply with applicable law and be structured so as to provide essential safekeeping and trading efficiency.

Funds Eligible to Purchase ITF Units

No account shall be eligible to purchase units of the ITF unless it is under the sole control, with full discretion as to investments, by the Board of Regents. Any account whose governing instrument contains provisions which conflict with this Policy Statement, whether initially or as a result of amendments to either document, shall not be eligible to purchase or hold units of the ITF.

ITF Investment Objectives

The ITF consists of intermediate and long-term funds held by the U. T. System Board of Regents, as a fiduciary, for the benefit of U. T. System institutions, U. T. System Administration, and other affiliated funds. ITF assets are pooled for efficient investment purposes and managed by UTIMCO over the intermediate to longer term.

The primary investment objective of the ITF is to preserve the purchasing power of ITF assets by earning a compound annualized return over rolling five-year periods, net of all direct and allocated expenses, of at least inflation as measured by the Consumer Price Index (CPI-U) plus 3%.

The secondary investment objective is to generate average annual returns net of all investment-related expenses, in excess of the approved Policy Portfolio over rolling five-year periods.

Intermediate Term Fund Investment Policy Statement (continued)

Investments must be within the Asset Class and Investment Type ranges, prudently diversified, and within the approved Policy Risk Bounds, as defined in Exhibit A, and measured at least monthly by UTIMCO's risk model. Liquidity of the ITF will be governed by the Liquidity Policy, overseen by the Risk Committee of the UTIMCO Board.

ITF return, Asset Class and Investment Type allocations, and risk targets are subject to adjustment from time to time by the Board of Regents.

Asset Class and Investment Type Allocation and Policy

Asset Class and Investment Type allocation is the primary determinant of the volatility of investment return and, subject to the Asset Class and Investment Type allocation ranges specified in Exhibit A, is the responsibility of UTIMCO. The Asset Class and Investment Type allocation is designed to accommodate the intermediate investment horizon of the ITF assets with enhanced returns at moderate managed risk levels. UTIMCO is responsible for measuring actual Asset Class and Investment Type allocation at least monthly (incorporating the impact of derivative positions covered under the Derivative Investment Policy), and for reporting the actual portfolio Asset Class and Investment Type allocation to the UTIMCO Board and the Board of Regents at least quarterly. While specific Asset Class and Investment Type allocation positions may be changed within the ranges specified in Exhibit A based on the economic and investment outlook from time to time, the range limits cannot be intentionally breached without prior approval of the Board of Regents.

In the event that actual portfolio positions in Asset Class or Investment Type or the Projected Downside Deviation move outside the ranges indicated in Exhibit A due to market forces that shift relative valuations, UTIMCO staff will immediately report this situation to the UTIMCO Board Chairman and take steps to rebalance portfolio positions back within the policy ranges in an orderly manner as soon as practicable. Extenuating circumstances that could cause immediate rebalancing to be irrational and detrimental to the interest of the ITF asset values could warrant requesting approval of the UTIMCO Board Chairman to waive remedial action.

ITF assets shall be allocated among the following broad Asset Classes and Investment Types based upon their individual return/risk characteristics and relationships to other Asset Classes and Investment Types:

Asset Classes:

Investment Grade Fixed Income – Investment Grade Fixed Income represents ownership of fixed income instruments across all maturities, including real and nominal, US and non-US, and across all maturities that

Intermediate Term Fund Investment Policy Statement (continued)

are rated investment grade, including Cash as defined in the Liquidity Policy.

Credit-Related Fixed Income – Credit-Related Fixed Income represents ownership of fixed income instruments **across all maturities**, including real and nominal, US and non-US, ~~and across all maturities~~ that are rated below investment grade.

Natural Resources - Natural Resources represents ownership directly or in securities, the value of which are directly or indirectly tied to natural resources including, but not limited to, energy, metals and minerals, agriculture, livestock, and timber.

Real Estate - Real Estate represents primarily equity ownership in real property including public and private securities.

Developed Country Equity – Developed Country Equity represents ownership in companies domiciled in developed countries as defined by the composition of the MSCI World Index.

Emerging Markets Equity – Emerging Markets Equity represents ownership in companies domiciled in emerging economies as defined by the composition of the MSCI Emerging Markets Index. In addition, such definition will also include those companies domiciled in economies that have yet to reach MSCI Emerging Markets Index qualification status (either through financial or qualitative measures).

Investment Types:

More Correlated & Constrained Investments – Mandates that exhibit higher levels of beta exposure to the underlying assets being traded, tend to be in a single Asset Class, have lower levels of short exposure and leverage, have more underlying security transparency, are more likely to be in publicly traded securities, and are less likely to entail lock-ups.

Less Correlated & Constrained Investments – Mandates that exhibit lower levels of beta exposure to the underlying assets being traded, may be across Asset Classes, may have higher levels of short exposure and leverage, may not have underlying security transparency, are more likely to be in publicly traded securities, and may entail lock-ups.

All mandates will be categorized at inception and on an ongoing basis by Asset Class and Investment Type according to the Mandate Categorization Procedures as approved by the UTIMCO Board and then in effect.

Intermediate Term Fund Investment Policy Statement (continued)

Performance Measurement

The investment performance of the ITF will be measured by the ITF's custodian, an unaffiliated organization, with recognized expertise in this field and reporting responsibility to the UTIMCO Board, compared against the stated Policy Benchmarks of the ITF, as indicated in Exhibit A (incorporating the impact of internal derivative positions) and reported to the UTIMCO Board and the Board of Regents at least quarterly. The Policy Portfolio benchmark will be maintained by UTIMCO and will be comprised of a blend of Asset Class and Investment Type indices reported by the independent custodian and weighted to reflect ITF's approved Asset Class and Investment Type allocation policy targets as defined in Exhibit A. Monthly performance data and net asset values will be available on the UTIMCO website within a reasonable time after each month end.

Investment Guidelines

The ITF must be invested at all times in strict compliance with applicable law. Investment guidelines include the following:

General

- Investment guidelines for index, commingled funds, limited partnerships, and corporate vehicles managed externally shall be governed by the terms and conditions of the respective investment management contracts, partnership agreements or corporate documents.
- Investment guidelines of all other externally managed accounts as well as internally invested funds must be reviewed and approved by UTIMCO's Chief Investment Officer prior to investment of ITF assets in such investments.
- No securities may be purchased or held which would jeopardize the ITF's tax-exempt status.
- No internal investment strategy or program may purchase securities on margin or use leverage unless specifically authorized by the UTIMCO Board.
- No internal investment strategy or program employing short sales may be made unless specifically authorized in the Delegation of Authority Policy, the Derivative Investment Policy or by the UTIMCO Board.
- The ITF's investments in warrants shall not exceed more than 5% of the ITF's net assets or 2% with respect to warrants not listed on the New York or American Stock Exchanges.
- The ITF may utilize derivatives only in accordance with the Derivative Investment Policy. The aggregate prorated annual premium of Derivative Investments utilized to reduce long exposure to an Asset Class or hedge against risk shall not exceed 50 basis points of ITF value.

Intermediate Term Fund Investment Policy Statement (continued)

Investment Grade and Credit-Related Fixed Income

Not more than 5% of the market value of fixed income securities may be invested in corporate and municipal bonds of a single issuer.

Real Estate, Natural Resources, Developed Country Equity, and Emerging Markets Equity

- Not more than 25% of the market of equity securities may be invested in any one industry or industries (as defined by the standard industry classification code and supplemented by other reliable data sources) at cost.
- Not more than 5% of the market value of equity securities may be invested in the securities of one corporation at cost.
- Not more than 7.5% of the market value of equity and fixed income securities taken together may be invested in one corporation at cost.

ITF Accounting

The fiscal year of the ITF shall begin on September 1st and end on August 31st. Market value of the ITF shall be maintained on an accrual basis in compliance with Generally Accepted Accounting Principles (“GAAP”), Governmental Accounting Standards Board Statements, industry guidelines, or state statutes, whichever is applicable. Significant asset write-offs or write-downs shall be approved by UTIMCO’s Chief Investment Officer and reported to the UTIMCO Board. Assets deemed to be “other than temporarily impaired” as defined by GAAP shall be written off and reported to UTIMCO’s Chief Investment Officer and the UTIMCO Board when material. The ITF’s financial statements shall be audited each year by an independent accounting firm selected by the Board of Regents.

Valuation of ITF Assets

As of the close of business on the last business day of each month, UTIMCO shall determine the fair market value of all ITF net assets and the net asset value per unit of the ITF. The final determination of ITF net assets for a month end close shall normally be completed within six business days but determination may be longer under certain circumstances. Valuation of ITF assets shall be based on the books and records of the custodian for the valuation date.

The fair market value of the ITF’s net assets shall include all related receivables and payables of the ITF on the valuation date and the value of each unit thereof shall be its proportionate part of such net value. Such valuation shall be final and conclusive.

Compliance

Intermediate Term Fund Investment Policy Statement (continued)

Compliance with this Policy will be monitored by UTIMCO's Chief Compliance Officer. UTIMCO's Chief Executive Officer, the UTIMCO Board, and the UTIMCO Audit & Ethics Committee will receive regular reports on UTIMCO's compliance with this Policy. All material instances of noncompliance, as determined by UTIMCO's Chief Compliance Officer and the Chair of the UTIMCO Audit & Ethics Committee, will require an action plan proposed by UTIMCO's Chief Executive Officer and approved by the Chairman of the UTIMCO Board with timelines for bringing the noncompliant activity within this Policy.

ITF Distributions

The ITF shall provide monthly distributions to the unit holders. The UTIMCO Board will recommend the annual distribution (%) rate to the Board of Regents. Distributions from the ITF to the unit holders shall be made monthly on the first business day of each month. To calculate the monthly distribution, the distribution rate (% divided by 12) will be multiplied by each unit holder's account, determined as follows:

- Net asset value of each unit holder's account on the last business day of the second prior month;
- Plus value of each unit holder's net purchase/redemption amount on the first business day of the prior month;
- Less the distribution amount paid to each unit holder's account on the first business day of the prior month.

Purchase and Redemption of ITF Units

The ITF participants may purchase units on the first business day of each month upon payment of cash or reinvestment of distributions to the ITF, at the net asset value per unit of the ITF as of the prior month ending valuation date. Such purchase commitments are binding. The ITF participants may redeem ITF units on a monthly basis. The unit redemption shall be paid in cash as soon as practicable after the month end valuation date of the ITF. Redemptions from the ITF shall be at the market price per unit determined at the time of the redemption. Such redemption commitments are binding.

Participants of the ITF are required to provide notification of purchases and redemptions based on specific notification requirements as set forth in The University of Texas System Allocation Policy for Non-Endowment Funds.

Securities Lending

The ITF may participate in a securities lending contract with a bank or non-bank security lending agent for purposes of realizing additional income. Loans of securities by the ITF shall be collateralized by cash, letters of credit, or securities issued or guaranteed by the U.S. Government or its agencies. The collateral will

Intermediate Term Fund Investment Policy Statement (continued)

equal at least 100% of the current market value of the loaned securities. The contract shall state acceptable collateral for securities loaned, duties of the borrower, delivery of loaned securities and collateral, acceptable investment of collateral and indemnification provisions. The contract may include other provisions as appropriate.

The securities lending program will be evaluated from time to time as deemed necessary by the UTIMCO Board. Monthly reports issued by the lending agent shall be reviewed by UTIMCO staff to ensure compliance with contract provisions.

Investor Responsibility

As a shareholder, the ITF has the right to a voice in corporate affairs consistent with those of any shareholder. These include the right and obligation to vote proxies in a manner consistent with the unique role and mission of higher education as well as for the economic benefit of the ITF. Notwithstanding the above, the UTIMCO Board shall discharge its fiduciary duties with respect to the ITF solely in the interest of ITF unitholders, in compliance with the Proxy Voting Policy then in effect, and shall not invest the ITF so as to achieve temporal benefits for any purpose including use of its economic power to advance social or political purposes.

Amendment of Policy Statement

The Board of Regents reserves the right to amend the Investment Policy Statement as it deems necessary or advisable.

Effective Date

The effective date of this Policy shall be September 1, 2011-2012 (except for Min and Max ranges and Risk Bounds in Exhibit A, which became effective August 15, 2011).

Intermediate Term Fund Investment Policy Statement (continued)

EXHIBIT A - INTERMEDIATE TERM FUND
ASSET CLASS AND INVESTMENT TYPE TARGETS, RANGES, AND PERFORMANCE OBJECTIVES
EFFECTIVE SEPTEMBER 1, 2012 2011 except Min and Max Ranges and Risk Bounds are Effective August 15, 2011

POLICY PORTFOLIO	FYE 2012 2013		
	Min	Target	Max
Asset Classes			
Investment Grade Fixed Income	30.0%	37.0%	50.0%
Credit-Related Fixed Income	0.0%	4.0%	12.0%
Real Estate	0.0%	5.0%	10.0%
Natural Resources	2.5%	8.5%	20.0%
Developed Country Equity	20.0%	33.0%	40.0%
Emerging Markets Equity	2.5%	12.5%	17.5%
Investment Types			
More Correlated & Constrained	60.0%	65.0%	70.0%
Less Correlated & Constrained	30.0%	35.0%	40.0%

*The total Asset Class & Investment Type exposure, including the amount of derivatives exposure not collateralized by Cash, may not exceed 100% of the Asset Class & Investment Type exposures excluding the amount of derivatives exposure not collateralized by Cash.

POLICY BENCHMARK (reset monthly)	FYE 2012 2013
Barclays Capital Global Aggregate Index	35.0%
FTSE EPRA/NAREIT Developed Index Net TRI USD	5.0%
50% Dow Jones-UBS Commodity Total Return Index and 50% MSCI World Natural Resources Index	7.5%
MSCI World Index with net dividends	10.0%
MSCI Emerging Markets with net dividends	7.5%
Hedge Fund Research Indices Fund of Funds Composite Index	35.0%


POLICY/TARGET RETURN/RISKS	FYE 2012 2013
Expected Annual Return (Benchmarks) **	7.28 5.91%
One Year Downside Deviation	5.34 5.59%
Risk Bounds	
Lower: 1 Year Downside Deviation	70%
Upper: 1 Year Downside Deviation	115%

**Equal to nominal return, net of all investment-related expenses and assuming an inflation rate of ~~3~~ 2.5%.

EXHIBIT A - INTERMEDIATE TERM FUND
 (continued)
ASSET CLASS AND INVESTMENT TYPE TARGETS, RANGES AND PERFORMANCE OBJECTIVES
 EFFECTIVE DATE SEPTEMBER 1, 2012 2014 ~~except Min and Max Ranges and Risk Bounds are Effective August 15, 2014~~

POLICY BENCHMARKS BY ASSET CLASS AND INVESTMENT TYPE: FYE 2012 2013

FYE 2012 2013		More Correlated & Constrained	Less Correlated & Constrained	Total
Fixed Income	Investment Grade	Barclays Capital Global Aggregate Index (35.0%)	2.0%	37.0%
	Credit-Related	(0.0%)	4.0%	4.0%
Real Assets	Real Estate	FTSE EPRA/NAREIT Developed Index Net TRI USD (5.0%)	0.0%	5.0%
	Natural Resources	50% Dow Jones-UBS Commodity Total Return Index and 50% MSCI World Natural Resources Index (7.5%)	1.0%	8.5%
Equity	Developed Country	MSCI World Index with Net Dividends (10.0%)	23.0%	33.0%
	Emerging Markets	MSCI EM Index with Net Dividends (7.5%)	5.0%	12.5%
Total		65.0%	35.0%	100.0%

 Hedge Fund Research
 Indices Fund of Funds
 Composite Index

Investment Policy/Benchmarks are indicated in Black/Bold
 Reportable Targets are indicated in Gray

**THE UNIVERSITY OF TEXAS SYSTEM
SHORT TERM FUND
INVESTMENT POLICY STATEMENT**

Purpose

The Short Term Fund (the "STF") was established by the Board of Regents of The University of Texas System (the "Board of Regents") as a pooled fund for the collective investment of operating funds and other short and intermediate term funds held by U. T. System institutions and System Administration with an investment horizon of less than one year.

STF Organization

The STF functions like a mutual fund in which each eligible account purchases and redeems STF units as provided herein. The ownership of STF assets shall at all times be vested in the Board of Regents. Such assets shall be deemed to be held by the Board of Regents, as a fiduciary, regardless of the name in which the assets may be registered.

STF Management

Article VII Section 11b of the Texas Constitution authorizes the Board of Regents, subject to procedures and restrictions it establishes, to invest the Permanent University Fund (the "PUF") in any kind of investment and in amounts it considers appropriate, provided that it adheres to the prudent investor standard. This standard provides that the Board of Regents, in making investments, may acquire, exchange, sell, supervise, manage, or retain, through procedures and subject to restrictions it establishes and in amounts it considers appropriate, any kind of investment that prudent investors, exercising reasonable care, skill, and caution, would acquire or retain in light of the purposes, terms, distribution requirements, and other circumstances of the fund then prevailing, taking into consideration the investment of all the assets of the fund rather than a single investment. Pursuant to Section 51.0031(c) of the *Texas Education Code*, the Board of Regents has elected the PUF prudent investor standard to govern its management of the STF.

Ultimate fiduciary responsibility for the STF rests with the Board of Regents. Section 66.08, *Texas Education Code*, as amended, authorizes the Board of Regents, subject to certain conditions, to enter into a contract with a nonprofit corporation to invest funds under the control and management of the Board of Regents.

Pursuant to an Investment Management Services Agreement between the Board of Regents and The University of Texas Investment Management Company ("UTIMCO"), the STF shall be managed by UTIMCO, which shall: a) recommend investment policy for the STF, b) determine specific Asset Class targets, ranges and

Short Term Fund Investment Policy Statement (continued)

performance benchmarks consistent with STF objectives, and c) monitor STF performance against STF objectives. UTIMCO shall invest the STF assets in conformity with this Policy Statement.

UTIMCO may select and terminate unaffiliated investment managers subject to the Delegation of Authority Policy approved by the UTIMCO Board, as amended. Managers shall be monitored for performance and adherence to investment disciplines.

STF Administration

UTIMCO shall employ an administrative staff to ensure that all transaction and accounting records are complete and prepared on a timely basis. Internal controls shall be emphasized so as to provide for responsible separation of duties and adequacy of an audit trail. Custody of STF assets shall comply with applicable law and be structured so as to provide essential safekeeping and trading efficiency.

Funds Eligible to Purchase STF Units

No account shall be eligible to purchase units of the STF unless it is under the sole control, with full discretion as to investments, by the Board of Regents and/or UTIMCO.

Any account whose governing instrument contains provisions which conflict with this Policy Statement, whether initially or as a result of amendments to either document, shall not be eligible to purchase or hold units of the STF.

The funds of a foundation structured as a supporting organization described in Section 509(a) of the *Internal Revenue Code of 1986*, which supports the activities of the U. T. System and its institutions, may purchase units in the STF provided that a contract between the Board of Regents and the foundation has been executed authorizing investment of foundation funds in the STF.

STF Investment Objectives

The primary investment objective shall be to maximize current income consistent with the absolute preservation of capital and maintenance of adequate STF liquidity. The STF shall seek to maintain a net asset value of \$1.00.

Achievement of this objective shall be defined as a fund return in excess of the average gross return of the median manager of an approved universe of institutional only money market funds.

Short Term Fund Investment Policy Statement (continued)

Asset Class Allocation and Policy

Asset Class allocation is the primary determinant of investment performance and subject to the Asset Class allocation ranges specified herein is the responsibility of UTIMCO. Specific Asset Class allocation targets may be changed from time to time based on the economic and investment outlook.

STF assets shall be allocated to the following broad Asset Class:

Cash and Cash Equivalents – Short-term, highly liquid investments that are readily convertible to known amounts of cash, and which are subject to a relatively small risk of changes in value.

Performance Measurement

The investment performance of the STF will be measured by an unaffiliated organization, with recognized expertise in this field and reporting responsibility to the UTIMCO Board, and compared against the performance benchmarks of the STF. Such measurement will occur at least quarterly.

Investment Guidelines

The STF must be invested at all times in strict compliance with applicable law.

Investment guidelines include the following:

General

- All investments will be U.S. dollar denominated assets.
- Investment guidelines for index, commingled funds, limited partnerships, and corporate vehicles managed externally shall be governed by the terms and conditions of the respective investment management contracts, partnership agreements or corporate documents.
- Investment guidelines of all other externally managed accounts as well as internally invested funds must be reviewed and approved by UTIMCO's Chief Investment Officer prior to investment of STF assets in such investments.
- No securities may be purchased or held which jeopardize the STF's tax-exempt status.
- No internal investment strategy or program may purchase securities on margin or use leverage unless specifically authorized by the UTIMCO Board.

Short Term Fund Investment Policy Statement (continued)

- No internal investment strategy or program employing short sales may be made unless specifically authorized by the UTIMCO Board.

Cash and Cash Equivalents

Holdings of cash and cash equivalents may include the following:

- unaffiliated liquid (Money Market Funds) investment funds rated AAA_M by Standard & Poor's Corporation or the equivalent by a Nationally Recognized Statistical Rating Organization (NRSRO),
- securities of the U.S. Treasury and U.S. Agencies and their instrumentalities with maturities of 397 days or less,
- separately managed accounts with investment guidelines equivalent to, or more stringent than, unaffiliated liquid investment funds rated AAA_M by Standard & Poor's Corporation or the equivalent by a NRSRO,
- the Custodian's late deposit interest bearing liquid investment fund,
- municipal short term securities,
- commercial paper rated in the two highest quality classes by Moody's Investor Service, Inc. (P1 or P2) or Standard & Poor's Corporation (A1 or A2 or the equivalent),
- negotiable certificates of deposit with a bank that is associated with a holding company whose short-term rating meets the commercial paper rating criteria specified above or that has a certificate of deposit rating of 1 or better by Duff & Phelps,
- floating rate securities, if they meet the single security duration criteria and are based on a spread over or under a well known index such as LIBOR or a Constant Maturity Treasury index. No internally leveraged floating rate securities are permitted (i.e., a coupon equivalent to a formula that creates a multiplier of an index value). The following types of floating rate securities are not eligible for investment: inverse floaters, non-money market based floaters, interest only or principal only floaters, non-dollar based floaters, and range note floaters, and
- repurchase agreements and reverse repurchase agreements transacted with a dealer that is approved by UTIMCO and selected by the Federal Reserve Bank as a Primary Dealer in U.S. Treasury securities and rated A-1 or P-1 or the equivalent:
 - Each approved counterparty shall execute the Standard Public Securities Association (PSA) Master repurchase agreement with UTIMCO.
 - Eligible Collateral Securities for repurchase agreements are limited to U.S. Treasury securities and U.S. Government Agency securities with a maturity of not more than 10 years.
 - The maturity for a repurchase agreement may be from one day to two weeks.

Short Term Fund Investment Policy Statement (continued)

- The value of all collateral shall be maintained at 102% of the notional value of the repurchase agreement, valued daily.
- All collateral shall be delivered to the STF custodian bank. Tri-party collateral arrangements are not permitted.
- The aggregate amount of repurchase agreements with maturities greater than seven calendar days may not exceed 10% of the STF's total assets.
- Overnight repurchase agreements may not exceed 50% of the STF's total assets.

Compliance

Compliance with this Policy will be monitored by UTIMCO's Chief Compliance Officer. UTIMCO's Chief Executive Officer, the UTIMCO Board, and the UTIMCO Audit & Ethics Committee will receive regular reports on UTIMCO's compliance with this Policy. All material instances of noncompliance, as determined by UTIMCO's Chief Compliance Officer and the Chair of the UTIMCO Audit & Ethics Committee, will require an action plan proposed by UTIMCO's Chief Executive Officer and approved by the Chairman of the UTIMCO Board with timelines for bringing the noncompliant activity within this Policy.

STF Distributions

Distributions of income from the STF to the unitholders shall be made as soon as practicable on or after the last day of each month.

STF Accounting

The fiscal year of the STF shall begin on September 1st and end on August 31st. Market value of the STF shall be maintained on an accrual basis in compliance with Generally Accepted Accounting Principles ("GAAP"), Governmental Accounting Standards Board Statements, industry guidelines, or state statutes, whichever is applicable. Significant asset write-offs or write-downs shall be approved by UTIMCO's Chief Investment Officer and reported to the UTIMCO Board. Assets deemed to be "other than temporarily impaired" as defined by GAAP shall be written off and reported to UTIMCO's Chief Investment Officer and the UTIMCO Board when material.

Valuation of Assets

All investments are stated at amortized cost, which in most cases approximates the market value of securities. The objective of the fund is to maintain a stable

Short Term Fund Investment Policy Statement (continued)

\$1.00 net asset value; however, the \$1.00 net asset value is neither guaranteed nor insured by UTIMCO.

The STF's net assets shall include all related receivables and payables of the STF on the valuation date, and the value of each unit thereof shall be its proportionate part of such net value. Such valuation shall be final and conclusive.

Purchase of STF Units

Purchase of STF units may be made on each business day upon payment of cash to the STF or contribution of assets approved by UTIMCO's Chief Investment Officer, at the net asset value per unit of the STF as of the most recent valuation date.

Each account whose monies are invested in the STF shall own an undivided interest in the STF in the proportion that the number of units invested therein bears to the total number of all units comprising the STF.

Redemption of STF Units

Redemption of units may be made on each business day at the net asset value per unit.

Securities Lending

The STF may not participate in a securities lending contract with a bank or nonbank security lending agent.

Investor Responsibility

The UTIMCO Board shall discharge its fiduciary duties with respect to the STF solely in the interest of STF unitholders and shall not invest the STF so as to achieve temporal benefits for any purpose, including use of its economic power to advance social or political purposes.

Amendment of Policy Statement

The Board of Regents reserves the right to amend the Investment Policy Statement as it deems necessary or advisable.

Effective Date

| The effective date of this policy shall be September 1, ~~2010~~2012.

**THE UNIVERSITY OF TEXAS SYSTEM
SEPARATELY INVESTED FUNDS
-INVESTMENT POLICY STATEMENT**

Purpose

The Separately Invested Funds (the "Accounts") include the Endowment, Trust, Debt Proceeds, and Other Accounts established in the name of the Board of Regents of The University of Texas System (the "Board of Regents"), and are Accounts which are not solely invested in one of the pooled investment vehicles. These Accounts are not invested in the pooled investment vehicle because: a) they are charitable trusts; b) of investment restrictions incorporated into the trust/endowment document; c) of the inability to sell the gifted investment asset; d) they are assets being migrated upon liquidation into a pooled investment vehicle; e) they are debt proceeds with a short-intermediate investment horizon; or f) they are assets held by The University of Texas Investment Management Company ("UTIMCO") at the request of a University of Texas System institution for which UTIMCO does not have investment discretion (for example, tech stock). This policy covers the Accounts collectively. However, specific guidelines are applied to each individual account. Specific Account restrictions may not fall within the guidelines established in this policy.

Investment Management

Article VII, Section 11b of the Texas Constitution authorizes the Board of Regents, subject to procedures and restrictions it establishes, to invest the Permanent University Fund (the "PUF") in any kind of investment and in amounts it considers appropriate, provided that it adheres to the prudent investor standard. This standard provides that the Board of Regents, in making investments, may acquire, exchange, sell, supervise, manage, or retain, through procedures and subject to restrictions it establishes and in amounts it considers appropriate, any kind of investment that prudent investors, exercising reasonable care, skill, and caution, would acquire or retain in light of the purposes, terms, distribution requirements, and other circumstances of the fund then prevailing, taking into consideration the investment of all the assets of the fund rather than a single investment. Pursuant to Section 51.0031(c) of the *Texas Education Code*, the Board of Regents has elected the PUF prudent investor standard to govern its management of the Accounts.

Ultimate fiduciary responsibility for the Accounts rests with the Board of Regents. Section 66.08, *Texas Education Code*, as amended, authorizes the Board of Regents, subject to certain conditions, to enter into a contract with a nonprofit corporation to invest funds under the control and management of the Board of Regents. The applicable trust/endowment document will apply to the management of each trust or endowment. The restrictions set forth in this policy and in any

Separately Invested Funds Investment Policy Statement (continued)

separate writing applicable to the Debt Proceeds Accounts and the Other Accounts will apply to the management of those Accounts.

Pursuant to an Investment Management Services Agreement between the Board of Regents and UTIMCO, the assets for the Accounts shall be managed by UTIMCO, which shall: a) recommend investment policy for the Accounts, b) determine specific Asset Class allocation targets, ranges and performance benchmarks consistent with the Accounts objectives, and if appropriate c) monitor the Accounts' performance against Accounts objectives. UTIMCO shall invest the Accounts' assets in conformity with this Policy Statement.

UTIMCO may select and terminate unaffiliated investment managers subject to any limitations stated herein. Managers shall be monitored for performance and adherence to investment disciplines.

Accounts Administration

UTIMCO shall employ an administrative staff to ensure that all transaction and accounting records are complete and prepared on a timely basis. Internal controls shall be emphasized so as to provide for responsible separation of duties and adequacy of an audit trail. Custody of assets in the Accounts shall comply with applicable law and be structured so as to provide essential safekeeping and trading efficiency.

Investment Objectives

Endowment Accounts - The primary investment objective shall be to invest the Accounts in assets that comply with the terms of the applicable trust/endowment document, taking into consideration the investment time horizon of the Accounts.

Trust Accounts - Trust Accounts are defined as either Foundation Accounts or Charitable Trusts ((Charitable Remainder Unitrusts (CRUT), Charitable Remainder Annuity Trusts (CRAT), Pooled Income Funds (PIF), or Charitable Trusts (CT)). The Board of Regents recognizes that the investment objective of a trust is dependent on the terms and conditions as defined in the trust document of each trust. The conditions that will affect the investment strategy are a) the trust payout provisions; b) the ages of the income beneficiaries; c) the ability to sell the gifted assets that were contributed to the trust; and d) consideration to investment preferences of the income beneficiaries. Taking these conditions into consideration, the fundamental investment objectives of the trust are to generate a low to moderate growth in trust principal and to provide adequate liquidity in order to meet the payout provisions of the trust.

Debt Proceeds Accounts – The primary investment objective shall be safety of principal and maintenance of adequate liquidity sufficient to meet the spend-out schedules of each Account, as provided by the U. T. System Office of Finance.

Separately Invested Funds Investment Policy Statement (continued)

Debt Proceeds Accounts, other than investments in cash as defined in the Liquidity Policy, will be invested in U.S. government obligations, including obligations of an agency or instrumentality of the United States, taking into consideration the spending needs of the Accounts.

Other Accounts – These are all accounts which are not Endowment Accounts, Trust Accounts, or Debt Proceeds Accounts that hold assets not invested in one of the pooled investment vehicles. These accounts include agency funds, institution current purpose accounts, and tech stock accounts.

Asset Class Allocation

Asset Class allocation is the primary determinant of the volatility of investment return and subject to the Asset Class allocation ranges specified herein, is the responsibility of UTIMCO. Specific Asset Class allocation positions may be changed from time to time based on the economic and investment outlook.

Unless otherwise restricted herein, the Accounts' assets shall be allocated among the following broad Asset Classes based upon their individual return/risk characteristics and relationships to other Asset Classes:

Asset Classes:

Investment Grade Fixed Income – Investment Grade Fixed Income represents ownership of fixed income instruments across all maturities, including real and nominal, US and non-US, ~~and across all maturities~~ that are rated investment grade, including cash as defined in the Liquidity Policy.

Credit-Related Fixed Income – Credit-Related Fixed Income represents ownership of fixed income instruments across all maturities, including real and nominal, US and non-US, ~~and across all maturities~~ that are rated below investment grade.

Natural Resources - Natural Resources represents ownership directly or in securities, the value of which are directly or indirectly tied to natural resources including, but not limited to, energy, metals and minerals, agriculture, livestock, and timber.

Real Estate - Real Estate represents primarily equity ownership in real property including public and private securities.

Developed Country Equity – Developed Country Equity represents ownership in companies domiciled in developed countries as defined by the composition of the MSCI World Index.

Separately Invested Funds Investment Policy Statement (continued)

Emerging Markets Equity – Emerging Markets Equity represents ownership in companies domiciled in emerging economies as defined by the composition of the MSCI Emerging Markets Index. In addition, such definition will also include those companies domiciled in economies that have yet to reach MSCI Emerging Markets Index qualification status (either through financial or qualitative measures).

In addition, life insurance and variable annuities may be acceptable investments.

Asset Class Allocation Policy

The Asset Class allocation policy and ranges for the Endowment and Trust Accounts are dependent on the terms and conditions of the applicable trust/endowment or trust document. The Asset Class allocation policy and ranges for the Debt Proceeds and Other Accounts will be determined by the terms and conditions of any applicable documents. If possible, the Accounts' assets shall be diversified among different types of assets whose returns are not closely correlated in order to enhance the return/risk profile of the Accounts.

The Board of Regents delegates authority to UTIMCO to establish specific Asset Class allocation targets and ranges for each Account. UTIMCO may establish specific Asset Class allocation targets and ranges for or within the Asset Classes listed above as well as the specific performance benchmarks for each Asset Class.

Performance Measurement

The investment performance of the actively managed Accounts, where cost effective, will be calculated and evaluated quarterly.

Investment Guidelines

The Accounts must be invested at all times in strict compliance with applicable law.

Investment guidelines include the following:

General

- Investment guidelines for index, commingled funds, limited partnerships, and corporate vehicles managed externally shall be governed by the terms and conditions of the respective investment management contracts, partnership agreements or corporate documents.
- Investment guidelines of all other externally managed accounts as well as internally invested funds must be reviewed and approved by UTIMCO's Chief Investment Officer prior to investment of SIF assets in such investments.

Separately Invested Funds Investment Policy Statement (continued)

- All investments will be U.S. dollar denominated assets unless held by an internal or external portfolio manager with the authority to invest in foreign currency denominated securities.
- No securities may be purchased or held which would jeopardize, if applicable, the Account's tax-exempt status.
- No internal investment strategy or program may purchase securities on margin or use leverage unless specifically authorized by the UTIMCO Board.
- No internal investment strategy or program employing short sales may be made unless specifically authorized by the UTIMCO Board.

The Account may utilize derivatives only in accordance with the Derivative Investment Policy.

Investment Grade Fixed Income

Permissible securities for investment include the securities within the component categories of the Barclays Aggregate Bond Index (BAGG). These component categories include investment grade government and corporate securities, agency mortgage pass-through securities, and asset-backed securities. These sectors are divided into more specific sub-sectors:

- 1) Government: Treasury and Agency;
- 2) Corporate: Industrial, Finance, Utility, and Yankee;
- 3) Mortgage-backed securities: GNMA, FHLMC, and FNMA;
- 4) Asset-backed securities;
- 5) Municipal securities; and
- 6) Commercial Mortgage-backed securities.

In addition to the permissible securities listed above, the following securities shall be permissible:

- a) Floating rate securities with periodic coupon changes in market rates issued by the same entities that are included in the BAGG as issuers of fixed rate securities;
 - b) Medium term notes issued by investment grade corporations;
 - c) Zero coupon bonds and stripped Treasury and Agency securities created from coupon securities; and
 - d) Structured notes issued by BAGG qualified entities.
- U.S. Domestic Bonds must be rated investment grade, Baa3 or better by Moody's Investors Services, BBB- by Standard & Poor's Corporation, or BBB- or better by Fitch Investors Service at the time of acquisition.

Separately Invested Funds Investment Policy Statement (continued)

- Not more than 35% of the Account's fixed income portfolio may be invested in non-U.S. dollar bonds. Not more than 15% of the Account's fixed income portfolio may be invested in bonds denominated in any one currency other than U.S. dollar.
- Non-dollar bond investments shall be restricted to bonds rated equivalent to the same credit standard as the U.S. Fixed Income Portfolio.
- Not more than 7.5% of the Account's fixed income portfolio may be invested in Emerging Market debt.
- International currency exposure may be hedged or unhedged at UTIMCO's discretion or delegated by UTIMCO to an external investment manager.
- Permissible securities for investment include Fixed Income Mutual Funds and Debt Index Funds as approved by UTIMCO's Chief Investment Officer.
- Permissible securities for investment include Fixed Income Variable Annuity Contracts as approved by UTIMCO's Chief Investment Officer.

Credit-Related Fixed Income

Not more than 5% of the market value of fixed income securities may be invested in corporate and municipal bonds of a single issuer.

Real Estate, Natural Resources, Developed Country Equity, and Emerging Markets Equity

- Not more than 25% of the market of equity securities may be invested in any one industry or industries (as defined by the standard industry classification code and supplemented by other reliable data sources) at cost.
- Not more than 5% of the market value of equity securities may be invested in the securities of one corporation at cost.
- Not more than 7.5% of the market value of equity and fixed income securities taken together may be invested in one corporation at cost.

Separately Invested Funds Investment Policy Statement (continued)

The provisions concerning investment in Investment Grade Fixed Income, Credit-Related Fixed Income, and Real Estate, Natural Resources, Developed Country Equity, and Emerging Markets Equity shall not apply to Accounts when expressly prohibited by the terms and conditions of the applicable trust/endowment, trust or other controlling document. To the extent determined practical by the U. T. System Office of Development and Gift Planning Services, donor preferences will be considered in determining whether gifts of securities are held or sold.

Distributions

Distributions of income or amounts from the Accounts shall be made as soon as practicable, either: a) based on the terms of the applicable trust instrument; b) following the fiscal quarter end for endowments; or c) based on specific requirements for other accounts.

Accounting

The fiscal year of the Accounts shall begin on September 1st and end on August 31st. Trusts will also have a tax year end which may be different than August 31st. Market value of the Accounts shall be maintained on an accrual basis in compliance with Generally Accepted Accounting Principles (“GAAP”), Governmental Accounting Standards Board Statements, industry guidelines, or federal income tax laws, whichever is applicable. Significant asset write-offs or write-downs shall be approved by UTIMCO’s Chief Investment Officer and reported to the UTIMCO Board. Assets deemed to be “other than temporarily impaired” as defined by GAAP shall be written off and reported to UTIMCO’s Chief Investment Officer and the UTIMCO Board when material.

Valuation of Assets

As of the close of business for each month, UTIMCO shall determine the fair market value of all assets in the Accounts. Such valuation of assets shall be based on the bank trust custody agreement in effect or other external source if not held in the bank custody account at the date of valuation. The final determination of the Accounts net assets for a month end close shall normally be completed within ten business days but determination may be longer under certain circumstances.

Compliance

Compliance with this Policy will be monitored by UTIMCO’s Chief Compliance Officer. UTIMCO’s Chief Executive Officer, the UTIMCO Board, and the UTIMCO Audit & Ethics Committee will receive regular reports on UTIMCO’s compliance with this Policy. All material instances of noncompliance, as determined by UTIMCO’s Chief Compliance Officer and the Chair of the UTIMCO Audit & Ethics Committee, will require an action plan proposed by UTIMCO’s Chief Executive Officer and

Separately Invested Funds Investment Policy Statement (continued)

approved by the Chairman of the UTIMCO Board with timelines for bringing the noncompliant activity within this Policy.

Securities Lending

The Accounts may participate in a securities lending contract with a bank or nonbank security lending agent for purposes of realizing additional income. Loans of securities by the Accounts shall be collateralized by cash, letters of credit or securities issued or guaranteed by the U.S. Government or its agencies. The collateral will equal at least 100% of the current market value of the loaned securities. The contract shall state acceptable collateral for securities loaned, duties of the borrower, delivery of loaned securities and collateral, acceptable investment of collateral and indemnification provisions. The contract may include other provisions as appropriate.

The securities lending program will be evaluated from time to time as deemed necessary by the UTIMCO Board. Monthly reports issued by the lending agent shall be reviewed by UTIMCO staff to insure compliance with contract provisions.

Investor Responsibility

As a shareholder, the Accounts have the right to a voice in corporate affairs consistent with those of any shareholder. These include the right and obligation to vote proxies in a manner consistent with the unique role and mission of higher education as well as for the economic benefit of the Accounts. Notwithstanding the above, the UTIMCO Board shall discharge its fiduciary duties with respect to the Accounts solely in the interest of the beneficiaries, in compliance with the Proxy Voting Policy then in effect, and shall not invest the Accounts so as to achieve temporal benefits for any purpose, including use of its economic power to advance social or political purposes.

Amendment of Policy Statement

The Board of Regents reserves the right to amend this Policy Statement as it deems necessary or advisable.

Effective Date

| The effective date of this policy shall be ~~March 1, 2011~~ September 1, 2012.

The University of Texas Investment Management Company Derivative Investment Policy

Effective Date of Policy: ~~August 15, 2011~~ August 23, 2012
Date Approved by U. T. System Board of Regents: ~~August 15, 2011~~ August 23, 2012
Date Approved by UTIMCO Board: ~~August 15, 2011~~ July 11, 2012
Supersedes: Derivative Investment Policy approved ~~August 12, 2010~~ August 15, 2011

Purpose:

The purpose of the Derivative Investment Policy is to set forth the applications, documentation and limitations for investment in derivatives in the Permanent University Fund (PUF), the General Endowment Fund (GEF), the Intermediate Term Fund (ITF), and the Separately Invested Funds (SIF), hereinafter referred to as the Funds. The Board of Regents approved investment policy guidelines for the Funds to allow for investment in derivatives provided that their use is in compliance with UTIMCO's Board approved Derivative Investment Policy. This Derivative Investment Policy supplements the Investment Policy Statements for the Funds.

Objective:

The objective of investing in derivatives is to facilitate risk management and provide efficiency in the implementation of various investment strategies for the Funds. Derivatives can provide the Funds with more economical means to improve the Funds' risk/return profile.

Scope:

This Policy applies to all derivatives in the Funds executed by UTIMCO staff and by external managers operating under an Agency Agreement. This Policy does not apply to external managers operating under limited partnership agreements, offshore corporations, or other Limited Liability Entities that limit the liability exposure of the Funds' investments. Derivative policies for external managers are established on a case-by-case basis with each external manager, as described below.

This Policy applies to both exchange traded derivatives and over the counter (OTC) derivatives. This Policy shall not be construed to apply to index or other common or commingled funds that are not controlled by UTIMCO. These commingled investment vehicles are governed by separate investment policy statements.

External Managers:

External managers are selected to manage the Funds' assets under either an Agency Agreement or through a Limited Liability Entity. An external manager operating under an Agency Agreement may engage in derivative investments only if (i) such manager has been approved to use derivatives by the UTIMCO Chief Investment Officer and (ii) the investments are consistent with the overall investment objectives of the account and in compliance with this Policy. The use of derivatives by an external manager operating under an Agency Agreement shall be approved by the UTIMCO Chief Investment Officer only for external managers that (i) demonstrate investment expertise in their use, (ii) have appropriate risk management and valuation policies and procedures, and (iii) effectively monitor and control their use.

While this Policy does not specifically include external managers operating through a Limited Liability Entity, it is noted that selecting and monitoring external managers through a Limited Liability Entity requires a clear understanding of the external managers' use of derivatives, particularly as it relates to various risk controls and leverage. The permitted uses of derivatives and leverage must be fully documented in the limited liability agreements with these managers.

Definition of Derivatives:

Derivatives are financial instruments whose value is derived, in whole or part, from the value of any one or more underlying securities or assets, or index of securities or assets (such as bonds, stocks, commodities, and currencies). For the purposes of this Policy, derivatives shall include Derivative Investments but shall not include a broader range of securities, including mortgage backed securities, structured notes, convertible bonds, exchange traded funds (ETFs), and foreign currency contracts that ~~settle mature~~ within thirty (30) days ~~of initial settlement~~. Derivatives may be purchased

The University of Texas Investment Management Company Derivative Investment Policy

through a national or international exchange or through an OTC direct arrangement with a counterparty. Refer to the attached Exhibit A for a glossary of terms.

Permitted Derivative Applications:

The primary intent of derivatives should be to hedge risk in portfolios or to implement investment strategies more effectively and at a lower cost than would be possible in the Cash market.

Permitted Derivative Applications are Derivative Investments used:

- To implement investment strategies in a low cost and efficient manner;
- To alter the Funds' market (systematic) exposure without trading the underlying Cash market securities through purchases or short sales, or both, of appropriate derivatives;
- To construct portfolios with risk and return characteristics that could not be created with Cash market securities;
- To hedge and control risks; or
- To facilitate transition trading.

UTIMCO staff may not enter into any Derivative Investment that is not a Permitted Derivative Application. To the extent that a Derivative Investment is a Permitted Derivative Application but is not within the delegated authority as set forth on Exhibit B, the UTIMCO Board will be provided with an "Option to Review" following the process outlined in Exhibit A to the Delegation of Authority Policy. This "Option to Review" applies to any new Derivative Investment recommended by UTIMCO staff and approved by UTIMCO's Chief Investment Officer that is not within the delegated authority set forth on Exhibit B or the engagement of an external manager operating under an Agency Agreement that seeks to engage in a Derivative Investment that is not within the delegated authority set forth on Exhibit B. Notwithstanding, with respect to any Derivative Investment, UTIMCO's Chief Investment Officer, the Risk Manager, or Chief Compliance Officer may determine that presentation and approval of the proposed Derivative Investment at a UTIMCO Board meeting is warranted before engaging in the Derivative Investment.

Risk and Investment Policy Controls:

Following the implementation of any Derivative Investment, the Funds' projected downside deviation and risk bounds, and projected exposure to Asset Class and Investment Type, must be within the permissible ranges as set forth in the Funds' Investment Policy Statements.

Documentation and Controls:

Prior to the implementation of a new Derivative Investment by UTIMCO staff, UTIMCO staff shall document the purpose, valuation method, methods for calculating delta, delta-adjusted exposure, Asset Class and Investment Type exposure, the effect on portfolio leverage (if applicable), risks (including, but not limited to modeling, pricing, liquidity and counterparty risks), the expected increase or reduction in risk resulting from the Derivative Investments, and the procedures in place to monitor and manage the derivative exposure. For any short exposure, UTIMCO staff shall also document the basis risk and appropriate stop-loss procedures. UTIMCO shall establish appropriate risk management procedures to monitor daily the risk of internally managed and of externally managed accounts operating under an Agency Agreement that utilize derivatives. Internal control procedures to properly account and value the Funds' exposure to the Derivative Investment shall be fully documented.

Additional Limitations:

Leverage: Leverage is inherent in derivatives since only a small cash deposit is required to establish a much larger economic impact position. Thus, relative to the Cash markets, where in most cases the cash outlay is equal to the asset acquired, Derivative Investments offer the possibility of establishing substantially larger market risk exposures with the same amount of cash as a traditional Cash market portfolio. Therefore, risk management and control processes must focus on the total risk assumed in a Derivative Investment. Exhibits A of the Fund's Investment Policy Statements provide a limitation on the amount of uncollateralized derivative exposure that can be utilized by the Funds whereby, the total Asset Class and Investment Type exposure, including the amount of derivatives exposure not collateralized by

The University of Texas Investment Management Company Derivative Investment Policy

cash, may not exceed 105% (100% in the ITF) of the Asset Class and Investment Type exposures excluding the amount of derivatives exposure not collateralized by cash.

Counterparty Risks: In order to limit the financial risks associated with Derivative Investments, rigorous counterparty selection criteria and netting agreements shall be required to minimize counterparty risk for over the counter (OTC) derivatives. Any counterparty in an OTC derivative transaction with the Funds must have a credit rating of at least A- (Standard and Poor's) or A3 (Moody's). All OTC derivatives, with the exception of foreign currency contracts that mature within 91 days of initial settlement and are traded with a counterparty that has been pre-approved by UTIMCO, must be subject to established ISDA Netting Agreements and have full documentation of all legal obligations of the Funds. In the event a counterparty is downgraded below the minimum credit rating requirements stated above, UTIMCO staff will take appropriate action to protect the interests of the Funds, including availing itself of all potential remedies contained in the ISDA agreements, The net market value, net of collateral postings, of all OTC derivatives for any individual counterparty may not exceed 1% of the total market value of the Funds.

Risk Management and Compliance:

To ensure compliance with all terms and limitations of this Policy, all internally managed and externally managed Derivative Investments in accounts under Agency Agreements will be marked to market on a daily basis by the Funds' custodian and reviewed periodically, but no less frequently than monthly, for accuracy by the UTIMCO Risk Manager. In addition, data from the external risk model will be reviewed for accuracy and completeness by the UTIMCO Risk Manager.

Compliance with this Policy will be monitored by the UTIMCO Chief Compliance Officer using data provided by the custodian and the external risk model.

Any instances of noncompliance with this Policy will be reported immediately to the UTIMCO Chief Compliance Officer and the UTIMCO Chief Investment Officer, who will determine the appropriate remedy and report promptly to the Chairs of the Risk Committee, the Audit & Ethics Committee, and the UTIMCO Board Chairman. The UTIMCO Board Chairman may waive immediate remedial action in appropriate circumstances.

Reporting:

On a quarterly basis, UTIMCO shall provide a comprehensive report to UTIMCO's Board and the Risk Committee. This report shall include all outstanding Derivative Investments, by type, entered into during the period being reported for both internal managers and external managers operating under Agency Agreements. Asset allocation as provided in the Funds' Investment Policy Statements shall incorporate the impact of uncollateralized derivative exposure associated with derivatives. For risk reporting purposes, the models used to calculate the expected profit or loss in each scenario will include the effect of delta sensitivity and other derivative sensitivity parameters as appropriate. Risk calculations will take into account leverage, correlation, and exposure parameters such as beta for equities and duration for fixed income. The UTIMCO Risk Manager will calculate risk attribution - i.e., how much of the overall risk is attributed to each Asset Class and Investment Type, including the full effect on risk of the derivatives in each. The UTIMCO Risk Manager will calculate risk attribution for each Derivative Investment.

The University of Texas Investment Management Company Derivative Investment Policy

Derivative Investment Policy Exhibit A Glossary of Terms

Agency Agreement – A form of legal agreement that typically grants limited investment discretion to an external investment manager to act as the investment agent of the Funds but does not limit the liability of the Funds for actions taken by that agent.

Basket – A group of securities and a weighting scheme, or a proprietary index. Baskets are typically defined to achieve a certain investment goal, within certain limitations. For example, a Basket could replicate an emerging market index, excluding certain companies that UTIMCO is not permitted to hold.

Cash market - The physical market for a commodity or financial instrument.

Counterparty - The offsetting party in an exchange agreement.

Derivative Investment – An investment in a futures contract, forward contract, swap, and all forms of options.

Exchange traded derivatives - A Derivative Investment traded on an established national or international exchange. These derivatives “settle” daily in that cash exchanges are made between the exchange and parties to the contracts consistent with the change in price of the instrument. Fulfillment of the contract is guaranteed by the exchange on which the derivatives are traded. Examples include S&P 500 futures contracts and Goldman Sachs Commodities Index futures contracts.

Forward contract - A nonstandardized contract for the physical or electronic (through a bookkeeping entry) delivery of a commodity or financial instrument at a specified price at some point in the future. The most typical Forward contract is a forward foreign currency contract, which involves the contemplated exchange of two currencies.

Futures contract - A standardized contract for either the physical delivery of a commodity or instrument at a specified price at some point in the future, or a financial settlement derived from the change in market price of the commodity or financial instrument during the term of the contract.

ISDA Netting Agreement - The International Swaps and Derivatives Association (ISDA) is the global trade association representing participants in the privately negotiated derivatives industry, covering swaps and options across all asset classes. ISDA has produced generally accepted “Master Agreements,” a 1992 Master Agreement and a 2002 Master Agreement, that are used by most counterparties in OTC derivatives. Netting agreements are terms within the applicable Master Agreement that deal with the calculation of exposure for each counterparty. These netting agreements require that exposures between counterparties will be “netted” so that payables and receivables under all existing derivatives between two counterparties are offset in determining the net exposure between the two counterparties.

Limited Liability Entity – A legal entity created to define how assets contributed to the entity by external partners to the agreement will be managed by the manager of the entity. These entities are typically limited liability partnerships, corporations, or other such entities that limit the liability of external investors to the current value of the external investors’ investment in the entity.

Long exposure to an Asset Class – The Net Asset Value of the Asset Class and Investment Type as defined in the Funds’ Investment Policy Statement.

Option - A derivative that conveys the right but not the obligation to buy or deliver the subject financial instrument at a specified price, at a specified future date.

The University of Texas Investment Management Company Derivative Investment Policy

Over the counter (OTC) derivatives - A derivative which results from direct negotiation between a buyer and a counterparty. The terms of such derivatives are nonstandard and are the result of specific negotiations. Settlement occurs at the negotiated termination date, although the terms may include interim cash payments under certain conditions. Examples include currency swaps and forward contracts, interest rate swaps, and collars.

Replicating Derivatives – Derivatives that are intended to replicate the return characteristics of an underlying index or any other Cash market security.

Swap - A contract whereby the parties agree to exchange cash flows of defined investment assets in amounts and times specified by the contract.

The University of Texas Investment Management Company Derivative Investment Policy

Derivative Investment Policy Exhibit B Delegated Derivative Investments

Subject to the limitations contained in the Derivative Investment Policy, the UTIMCO Board hereby delegates to the UTIMCO Chief Executive Officer the authority to enter into the following Derivative Investments:

Delegated Derivative Investments:

1. Replicating Derivatives - Derivative Investments that replicate the return characteristics of a long exposure to an underlying index, Basket or commodity. These investments are generally futures contracts and swaps on a passive index, Basket or commodity.
2. Derivative Investments that upon their expiration would not exceed the loss of a similar investment in the cash index being referred to in the derivative contract. These investments may include swaps whereby the holder of the instrument will forgo potential upside return in exchange for downside protection or receive a multiple of a referenced return should the return of the underlying referenced index be within a certain range and may also include the selling of put options.
3. Derivative Investments that reduce long exposure to an Asset Class or hedge against global interest rate shocks and risk, and limit maximum loss to the premium paid for the Derivative Investment, i.e., purchase options. The aggregate prorated annual premium of all Derivative Investments under this provision shall not exceed 75 basis points of the Fund value as set forth in the respective Fund's Investment Policy Statement.
4. Futures contracts and forward contracts on foreign currency if used (i) by an external fixed income manager within its investment guidelines, (ii) for hedging purposes by an external equities manager within its investment guidelines, or (iii) to hedge existing or prospective foreign currency risk by UTIMCO staff.
5. Derivative Investments used to manage bond duration or hedge equity exposure to countries, sectors or capitalization factors, or individual stock(s) swaps within the portfolio only if subsequent to the investment the portfolio would not be net short to any one of those factors. An example of such a hedge is selling futures contracts or call options on a country or sector index, provided the manager is exposed to that country or sector.
6. Derivative Investments used to gain long exposure to an Asset Class and limit maximum loss to the premium paid for the Derivative Investment.

The delegated authority set forth above should not be construed to permit UTIMCO staff to enter into Derivative Investments that are unhedged or 'naked' short positions containing unlimited loss.

Modeling: Each Delegated Derivative Investment must be such that it can be decomposed into one or more components, and each said component can be modeled using a model such as the CDS valuation model, Black-Scholes model, including modifications for foreign currency ("Quanto"), allowing both normal and log-normal distributions (the Black model), and modifications to handle dividends or other model approved by the Policy Committee.

Leverage: Each Delegated Derivative Investment must be modeled on a fully collateralized basis. During the course of the investment, cash collateral backing a Derivative Investment may be utilized to invest in other investments thereby creating leverage at the Fund level. This is only allowed if within the Funds' Investment Policy Statements.

The University of Texas Investment Management Company Liquidity Policy

Effective Date of Policy: ~~August 25, 2011~~ August 23, 2012
Date Approved by U.T. System Board of Regents: ~~August 25, 2011~~ August 23, 2012
Date Approved by UTIMCO Board: ~~July 14, 2011~~ July 11, 2012
Original Effective Date of Policy: August 7, 2003
Supersedes: Liquidity Policy dated ~~August 20, 2009~~ August 25, 2011

Purpose:

The purpose of this Liquidity Policy is to establish limits on the overall liquidity profile of investments in (1) the Permanent University Fund (PUF) and the General Endowment Fund (GEF), hereinafter collectively referred to as the Endowment Funds and, (2) the Intermediate Term Fund (ITF). For the purposes of this policy, "liquidity" is defined as a measure of the ability of an investment position to be converted into Cash. The established liquidity profile limits will act in conjunction with, but do not supersede, the Investment Policies adopted by the U. T. System Board of Regents.

Objective:

The objective of this Liquidity Policy is to control the element of total risk exposure of the Endowment Funds and the ITF stemming from the uncertainties associated with the ability to convert longer term investments to Cash to meet immediate needs or to change investment strategy, and the potential cost of that conversion.

Scope:

This Liquidity Policy applies to all PUF, GEF, and ITF investments made by The University of Texas Investment Management Company (UTIMCO), both by internal and by external managers. Policy implementation will be managed at the aggregate UTIMCO level and will not be a responsibility of individual internal or external managers managing a portion of the aggregate assets.

Definition of Liquidity Risk:

"Liquidity risk" is defined as that element of total risk resulting from the uncertainty associated with both the cost and time period necessary to convert existing investment positions to Cash. Liquidity risk also entails obligations relating to the unfunded portions of capital commitments. Liquidity risk can result in lower than expected returns and reduced opportunity to make changes in investment positions to respond to changes in capital market conditions. Modern finance theory asserts that liquidity risk is a systematic risk factor that is incorporated into asset prices such that future longer-term returns will be higher for assets with higher liquidity risk, although that may not be the case in the short term.

Definition of Cash:

Cash is defined as short term (generally securities with time to maturity or mandatory purchase or redemption of three months or less), highly liquid investments that are readily convertible to known amounts and which are subject to a relatively small risk of changes in value. Holdings may include:

- the existing Dreyfus Institutional Preferred Money Market Fund mandate and any other UTIMCO Board approved SEC Rule 2a-7 money market fund rated AAAM by Standard & Poors or the equivalent by a Nationally Recognized Statistical Rating Organization (NRSRO),
- securities of the U.S. Treasury and U.S. Agencies and their instrumentalities with maturities of 397 days or less,
- separately managed accounts with investment guidelines equivalent to, or more stringent than, unaffiliated liquid investment funds rated AAAM by Standard & Poor's Corporation or the equivalent by a NRSRO,
- the Custodian's late deposit interest bearing liquid investment fund,
- municipal short term securities,
- commercial paper rated in the two highest quality classes by Moody's Investor Service, Inc. (P1 or P2) or Standard & Poor's Corporation (A1 or A2 or the equivalent),

The University of Texas Investment Management Company Liquidity Policy

- negotiable certificates of deposit with a bank that is associated with a holding company whose short-term rating meets the commercial paper rating criteria specified above or that has a certificate of deposit rating of 1 or better by Duff & Phelps, and
- repurchase agreements and reverse repurchase agreements transacted with a dealer that is approved by UTIMCO and selected by the Federal Reserve as a Primary Dealer in U.S. Treasury securities and rated A-1 or P-1 or the equivalent.

Liquidity Risk Measurement-The Liquidity Profile:

For the purposes of this Liquidity Policy, potential liquidity risk will be monitored by measuring the aggregate liquidity profile of the Endowment Funds and ITF. All individual investments within the Endowment Funds and ITF will be segregated into two categories:

- **Liquid:** Investments that could be converted to Cash within a period of ~~one day to less than 90 days~~ 90 days or less in an orderly market at a discount of 10% or less.
- **Illiquid:** Investments that could be converted to Cash in an orderly market over a period of ~~90 days or more~~ more than 90 days or in a shorter period of time by accepting a discount of more than 10%.

UTIMCO staff will report individual investments within the Endowment Funds and ITF categorized as follows:

- **Cash:** Short term (generally securities with time to maturity or mandatory purchase or redemption of three months or less), highly liquid investments that are readily convertible to known amounts and which are subject to a relatively small risk of changes in value.
- **Liquid (Weekly):** Investments that could be converted to Cash within a period of one day to less than 7 days in an orderly market at a discount of 5% or less.
- **Liquid (Quarterly):** Investments that could be converted to Cash within a period of ~~one day to less than 90 days~~ 90 days or less in an orderly market at a discount of 10% or less.
- **Liquid (Annual):** Investments that could be converted to Cash within a period of one day to less than 365 days in an orderly market at a discount of 10% or less.

The measurements necessary to segregate all existing investments into one of the two categories assume normally functioning capital markets and cash market transactions. In addition, swaps, derivatives, or other third party arrangements to alter the status of an investment classified as illiquid may be considered, with the prior approval of the UTIMCO Board or the Risk Committee, in determining the appropriate liquidity category for each investment.

The result of this liquidity risk measurement process will be a liquidity profile for the Endowment Funds and the ITF which indicates the percentage of the total portfolio assets within each liquidity category. This Liquidity Policy defines the acceptable range of percentage of total assets within each liquidity category, specifies “trigger zones” requiring special review by UTIMCO staff and special action by the UTIMCO Board or the Risk Committee, and specifies the method of monitoring and presenting actual versus policy liquidity profiles.

Liquidity Policy Profile:

The current Liquidity Policy Profile ranges and trigger zones for each of the Endowment Funds are defined by the table below:

	<u>FY 09</u>	<u>FY 10+</u>
Liquidity above trigger zone:	35.0%	30.0%
Liquidity within trigger zone:	30.0%-35.0%	25.0%-30.0%

**The University of Texas Investment Management Company
Liquidity Policy**

Liquidity below trigger zone: <30.0% <25.0%

Investments that maintain liquidity below the trigger zone do not require any action by the UTIMCO Board or the Risk Committee. Liquidity within the trigger zone requires special action by the UTIMCO Board or the Risk Committee. For example, the allowable range for **illiquid** investments in FY 09 is up to 70.0% of the total portfolio. However, any **illiquid** investments made in the 65.0% to 70.0% trigger zone require prior approval by the Risk Committee or the UTIMCO Board. Risk Committee review of new investments in the illiquid trigger zone will supplement, rather than replace, the procedures established by the UTIMCO Board for the approval of new investments.

The current Liquidity Policy Profile ranges and trigger zones for the ITF are defined by the table below:

	<u>FY 09-11</u>	<u>FY 12+</u>
Liquidity above trigger zone:	65%	55%
Liquidity within trigger zone:	55%-65%	50%-55%
Liquidity below trigger zone:	<55%	<50%

The allowable range for **illiquid** investments is 0% to 50% of the total portfolio for the ITF. However, any **illiquid** investments made in the 45% to 50% trigger zone require prior approval by the Risk Committee or the UTIMCO Board. Risk Committee review of new investments in the illiquid trigger zone will supplement, rather than replace, the procedures established by the UTIMCO Board for the approval of new investments.

Unfunded Commitments:

As used herein, “unfunded commitments” refers to capital that has been legally committed from an Endowment Fund and has not yet been called but may still be called by the general partner or investment manager. The Maximum Permitted Amount of unfunded commitments for each Endowment Fund is:

	<u>FY 09</u>	<u>FY 10+</u>
Unfunded Commitment as a percent of total invested assets:	27.5%	30.0%

No new commitments may be made for an Endowment Fund without approval from the Risk Committee if the actual amount of unfunded commitments for such Endowment Fund exceeds, or, as a result of such commitment, would exceed the Maximum Permitted Amount.

Documentation and Controls:

Managing Directors responsible for each asset class are responsible for determining the liquidity category for each investment in that asset class as well as the amount of unfunded commitments for each Endowment Fund. The determination of liquidity will include underlying security trading volumes, notice periods, redemption dates, lock-up periods, and “soft” and “hard” gates. These classifications will be reviewed by the Risk Manager and the Chief Compliance Officer, and must receive final approval from the Chief Investment Officer. Classifications and weights within each liquidity category will be updated and reported on a monthly basis. All new investments considered will be categorized by liquidity category, and a statement regarding the effect on overall liquidity and the amount of unfunded commitments for each Endowment Fund of the addition of a new investment must be an element of the due diligence process and will be a part of the recommendation report to the UTIMCO Board.

As additional safeguards, trigger zones have been established as indicated above to trigger required review and action by the UTIMCO Board or the Risk Committee in the event any investment action would cause the actual investment position in illiquid investments to enter the designated trigger zone, or in the event market actions caused the actual investment position in illiquid investments to move into trigger zones. In addition, any proposed investment actions which would increase the actual investment position in illiquid investments in any of the PUF,

The University of Texas Investment Management Company Liquidity Policy

the GEF, or the ITF by 10% or more of the total asset value of such fund would also require review and action by the UTIMCO Board or the Risk Committee prior to the change. Any actual positions in any trigger zones or outside the policy ranges will be communicated to the Chief Investment Officer immediately. The Chief Investment Officer will then determine the process to be used to eliminate the exception and report promptly to the UTIMCO Board and the Risk Committee the circumstances of the deviation from Policy and the remedy to the situation. Furthermore, as indicated above, no new commitments may be made for an Endowment Fund without approval from the Risk Committee if the actual amount of unfunded commitments for such Endowment Fund exceeds, or, as a result of such new commitment, would exceed, the Maximum Permitted Amount.

Reporting:

The actual liquidity profiles of the Endowment Funds and the ITF, including a detailed analysis of liquidity by category, and the status of unfunded commitments for each Endowment Fund, and compliance with this Liquidity Policy will be reported to the UTIMCO Board on at least a quarterly basis. Any exception to this Liquidity Policy and actions taken to remedy the exception will be reported promptly.

10. **U. T. System Board of Regents: Approval of revisions to the amended and restated University of Texas Investment Management Company (UTIMCO) Compensation Program**

RECOMMENDATION

The University of Texas Investment Management Company Board of Directors (UTIMCO Board) and the Executive Vice Chancellor for Business Affairs recommend that the U. T. System Board of Regents (U. T. Board) approve the amended and restated UTIMCO Compensation Program (Plan) effective September 1, 2012, as set forth in congressional style on the following pages. The Plan was approved by the UTIMCO Board on July 11, 2012, and amends and restates the UTIMCO Compensation Program that was approved by the U. T. Board on August 20, 2009, and amended on November 11, 2010 (Prior Plan). The Plan is to be effective for the Plan Year beginning September 1, 2012.

BACKGROUND INFORMATION

The Prior Plan consists of two elements: base salary and an annual incentive plan. The UTIMCO Board has the discretion to interpret the compensation program and may from time to time adopt such rules and regulations that it may deem necessary to carry out the compensation program and may also amend the compensation program.

The proposed changes are as follows:

- a. Section 5.2 has been changed to reflect a new Performance Period. The Performance Period will begin on September 1 and end August 31, consistent with the fiscal year of the Investment Funds, replacing the current Performance Period of July 1 through June 30.
- b. Section 5.5(d) has been changed to make the use of an external investment consultant to evaluate the performance of Entity and Asset Class/Investment Type permissive rather than mandatory.
- c. Section 5.5(f) has been changed to require the Compensation Committee to review and make its recommendations regarding the payment of Performance Incentive Awards within 120 days following the end of the Performance Period rather than 150 days to coincide with the change in Performance Period beginning and ending dates.
- d. Section 5.5(f) has also been changed to clarify the party responsible for calculations of the third party review of Performance Incentive Awards by adding "and after review by the external auditor," and deleting "based on the certification of its advisors" language.
- e. Section 5.6(a) has been changed to require payment of Performance Incentive Awards within 120 days following the end of the Performance Period rather than 150 days to coincide with the change in Performance Period beginning and ending dates.

- f. Section 5.8(a)(1) has been amended to change the weights of the performance of the Total Endowment Assets (TEA) from 85% to 80% and the Intermediate Term Fund (ITF) from 15% to 20%.
- g. Section 5.9(e) has been added to authorize the UTIMCO Board to adjust Performance Incentive Awards for the first three Performance Periods beginning September 1, 2012, if the change in Performance Period unduly benefits or harms a Plan Participant.
- h. Section 5.11 has been added to incorporate new terminology in the Plan related to Eligibility for Retirement. A Plan Participant will be eligible to retire and will immediately be vested in all Performance Incentive Awards on the last day of the month in which the sum of the Participant's age and years of service with UTIMCO, including months of age and months of service credit, equals or exceeds the number 75. A Plan Participant who becomes eligible for retirement may voluntarily defer all or a portion of his or her Performance Incentive Award that otherwise would have been deferred had the Participant not been eligible for retirement. Any amount voluntarily deferred will be subject to a three year payout.
- i. Renumbered Section 5.12. Section 5.12(a) and (b) has been changed to add language to exclude retirement eligible Participants from the deferrals of Performance Incentive Awards required when certain Extraordinary Circumstances occur.
- j. Section 8.10 has been changed to add Eligible for Retirement as a defined term.
- k. Former Sections 8.10 to 8.34 have been renumbered as Sections 8.11 to 8.35.
- l. Renumbered Section 8.24 regarding the definition of Peer Group has changed to eliminate the requirement that Peer Group be maintained by the UTIMCO Board's external investment advisor.
- m. Appendix A, Performance Incentive Award Methodology, has been updated to reflect actual CEO Performance Incentive Award opportunities based on a new assumed base salary and new percentages for determining the award.
- n. Table 1, Appendix C, has been updated related to two Eligible Positions in the Operations/Support Professionals section. The Managing Director title has been changed to Chief Technology Officer and a Deal Attorney Eligible Position has been added. Also, the maximum % of salary for incentive award opportunities has been changed for several eligible positions.
- o. Table 2, Appendix D, has been added for the Performance Period beginning September 1, 2012. In the Policy Portfolio Weights, Total Endowment Assets column, % of Portfolio has been changed for Natural Resources, Developed Country Equity, Private Investments (excludes Real Estate), and Private Investments Real Estate. This change corresponds with the proposed amendments to Exhibit A of the Permanent University Fund and the General Endowment Fund Investment Policy Statements.

- p. Table 3, Appendix E, has been updated to change the Eligible Position, Operations/Support Professionals, Managing Director title to Chief Technology Officer and a Deal Attorney eligible position has been added.
- q. Other miscellaneous nonsubstantive and editorial changes have been made.

DRAFT 07/11/12



UTIMCO COMPENSATION PROGRAM

**Amended and Restated
Effective ~~July~~ September 1, 2009 2012**

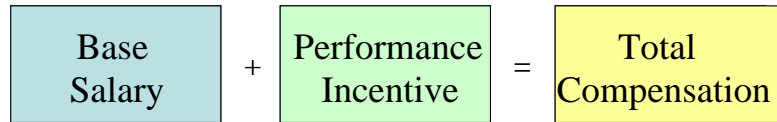
(Appendices updated as of July 1, 2011)

TABLE OF CONTENTS

1. Compensation Program Structure and Effective Date	1
2. Compensation Program Objectives	1
3. Total Compensation Program Philosophy	2
4. Base Salary Administration	2
4.1 Salary Structure	2
4.2 Salary Adjustments	3
5. Performance Incentive Plan	3
5.1 Purpose of the Performance Incentive Plan	3
5.2 Performance Period	4
5.3 Eligibility and Participation	4
5.4 Performance Goals	5
5.5 Incentive Award Opportunity Levels and Performance Incentive Awards	7
5.6 Form and Timing of Payouts of Performance Incentive Awards	9
5.7 Nonvested Deferred Awards	9
5.8 Performance Measurement Standards	10 11
5.9 Modifications of Measurement Period for Measuring Entity and Asset Class/Investment Type Performance Goals	13
5.10 Termination Provisions	14
<u>5.11 Eligibility for Retirement</u>	<u>16</u>
5.11-12 Extraordinary Circumstances	15 17
5.12-13 Recovery of Performance Incentive Awards	17 19
6. Compensation Program Authority and Responsibility	18 20
6.1 Board as Plan Administrator	18 20
6.2 Powers of Board	18 20
7. Compensation Program Interpretation	18 20
7.1 Board Discretion	18 20
7.2 Duration, Amendment, and Termination	19 21
7.3 Recordkeeping and Reporting	19 21
7.4 Continued Employment	19 21
7.5 Non-transferability of Awards	20 21
7.6 Unfunded Liability	20 22
7.7 Compliance with State and Federal Law	20 22
7.8 Federal, State, and Local Tax and Other Deductions	20 22
7.9 Prior Plan	21 22
8. Definition of Terms	22 24
Appendix A	A-1
Appendix B	B-1
Appendix C	C-1
Appendix D	D-1
Appendix E	E-1

1. COMPENSATION PROGRAM STRUCTURE AND EFFECTIVE DATE

The UTIMCO Compensation Program (“Compensation Program” or “Plan”) consists of two elements: base salary and an annual incentive plan (the “Performance Incentive Plan”):



The base salary portion of the Compensation Program sets forth a structure and guidelines for establishing and adjusting the salaries of key investment and operations staff employees. The Performance Incentive Plan portion of the Compensation Program sets forth the criteria for calculating and receiving annual incentive awards for key investment and operations staff who are eligible Participants in the Performance Incentive Plan. Provisions of the Compensation Program relating solely to the base salary portion of the Compensation Program are described in Section 4. Provisions of the Compensation Program relating solely to the Performance Incentive Plan portion of the Compensation Program are described in Section 5. Sections 1, 2, 3, 6, 7, and 8 of the Compensation Program relate to both the base salary portion and the Performance Incentive Plan portion except where otherwise specified in any such Section.

Effective Date: Except as provided in Section 7.9, this document, with an “Effective Date” of ~~July 1, 2009~~ September 1, 2012, supersedes the UTIMCO Compensation Program that was effective July 1, ~~2008~~2009.

2. COMPENSATION PROGRAM OBJECTIVES

UTIMCO’s Compensation Program serves a number of objectives:

- To attract and retain key investment and operations staff of outstanding competence and ability.
- To encourage key investment staff to develop a strong commitment to the performance of the assets for which UTIMCO has been delegated investment responsibility.
- To motivate key investment staff to focus on maximizing real, long-term returns for all funds managed by UTIMCO while assuming appropriate levels of risk.
- To facilitate teamwork so that members of UTIMCO operate as a cohesive group.

3. TOTAL COMPENSATION PROGRAM PHILOSOPHY¹

UTIMCO aspires to attract and retain high caliber employees from nationally recognized peer institutions and the investment management community in general. UTIMCO strives to provide a total compensation program that is competitive nationally, with the elements of compensation evaluated relative to comparably sized university endowments, foundations, and for-profit investment management firms with a similar investment philosophy (e.g., externally managed funds).

UTIMCO's total Compensation Program is positioned against the competitive market as follows:

- Base salaries are targeted at the market median (e.g., 50th percentile).
- Target total compensation (salary plus target Incentive Award Opportunity) is positioned at the market median.
- Maximum total compensation (salary plus maximum Incentive Award Opportunity) is targeted at the market 75th percentile if individual performance is outstanding; provided that if individual performance is outstanding during a Performance Period when endowment investment performance at the end of such Performance Period exceeds 20%, maximum total compensation (salary plus maximum Incentive Award Opportunity modified when Net Returns on Total Endowment Assets exceed 20%) for Affected Participants is targeted at the 90th percentile. (For this purpose, 0 is the lowest point and 100 is the highest.)

Although base salaries, as well as target and maximum total compensation, have a targeted positioning relative to market, an individual employee's actual total compensation may vary from the targeted positioning based on the individual's experience, education, knowledge, skills, and performance as well as UTIMCO's investment performance as described in this document. Except as provided in Sections 5.8 and 5.9 for purposes of determining the length of historical performance, base salaries and Incentive Award Opportunities (as well as the actual Performance Incentive Awards) are not determined based on seniority at UTIMCO.

4. BASE SALARY ADMINISTRATION

4.1. *Salary Structure*

- (a) Base salaries are administered through a Salary Structure as set forth in this Section 4.1. Each employment position has its own salary range, with the midpoint set approximately equal to the market median base salary for employment positions with similar job content and level of responsibility.

¹ This explanation of UTIMCO's "Total Compensation Program Philosophy" is not intended to modify any of the substantive provisions of this document.

- (b) The salary range midpoints will be determined by the Compensation Committee based on consultation with an outside compensation consultant and with UTIMCO management. Salary range midpoints for key management, investment, and operations positions will be updated at least every three years based on a salary benchmarking study conducted by a qualified compensation consultant selected by the Compensation Committee. In years in which the Compensation Committee does not commission a formal salary survey, the base salary midpoints may be adjusted at the Compensation Committee's discretion based on expected annual salary structure adjustments as reported in one or more published compensation planning surveys.

4.2. Salary Adjustments

- (a) The base salary of the CEO is determined by the Board. The base salary of the Chief Compliance Officer ("CCO") will be determined by the Compensation Committee based on the joint recommendation of the Audit and Ethics Committee and the CEO and the base salaries of the other key investment and operations employees are determined by the Compensation Committee. Base salaries will be set within the salary range for each employment position. An individual's base salary within the range may be higher or lower than the salary range midpoint based on his or her level of experience, education, knowledge, skills, and performance. On an exception basis, the Board may set individual base salaries outside of the salary range if an individual either substantially exceeds or does not meet all of the market criteria for a particular position.
- (b) Individuals may receive an annual adjustment (increase or decrease) of their base salaries at the discretion of the Compensation Committee or, in the case of the CEO, at the discretion of the Board. Base salary adjustments, if any, will be determined based on each individual employee's experience, education, knowledge, skills, and performance; provided that, in the case of the CCO, any such adjustment shall be based on the joint recommendation of the Audit and Ethics Committee and the CEO. Employees are not guaranteed an annual salary increase.

5. PERFORMANCE INCENTIVE PLAN

5.1. Purpose of the Performance Incentive Plan

The purpose of the Performance Incentive Plan is to provide annual Performance Incentive Awards to eligible Participants based on specific objective criteria relative to UTIMCO's and each Participant's performance. The primary objectives of the Performance Incentive Plan are outlined in Section 2.

5.2. Performance Period

- (a) For purposes of the Performance Incentive Plan, the “Performance Period” begins on ~~July~~September 1 of each year and ends the following ~~June~~30~~August~~ 31.
- (b) Except as otherwise provided under Sections 5.8 and 5.9, performance for each year in the historical performance period will be measured between ~~July~~September 1 and the following ~~June~~30~~August~~ 31 of the applicable year for gauging achievement of the Entity and Asset Class/Investment Type Performance Goals.

5.3. Eligibility and Participation

- (a) Each employee of UTIMCO will be a “Participant” in the Performance Incentive Plan for a Performance Period if (and only if) he or she is both (i) employed by UTIMCO in an employment position that is designated as an “Eligible Position” for that Performance Period and (ii) selected by the Board as eligible to participate in the Performance Incentive Plan for that Performance Period. “Eligible Positions” for a Performance Period include senior management, investment staff, and other key positions as designated by the CEO and approved by the Board as Eligible Positions for that Performance Period. An employment position that is an Eligible Position in one Performance Period is not automatically an Eligible Position in any subsequent Performance Period, and each Eligible Position must be confirmed or re-confirmed by the Board as being an “Eligible Position” for the applicable Performance Period. Similarly, an employee who is eligible to participate in the Performance Incentive Plan in one Performance Period is not automatically eligible to participate in any subsequent Performance Period (notwithstanding that such employee may be employed in an Eligible Position in that subsequent Performance Period), and each employee must be designated or re-designated by the Board as being eligible to participate in the Performance Incentive Plan for the applicable Performance Period. The Board will confirm the Eligible Positions and designate the eligible employees who will become Participants for a Performance Period within the first 90 days of the Performance Period or, if later, as soon as administratively feasible after the start of the Performance Period. The Board in its discretion may also designate the employment position of a newly hired or promoted employee as an “Eligible Position” and may designate such newly hired or promoted employee as eligible to participate in the Performance Incentive Plan for a Performance Period (or remainder of a Performance Period) within 30 days of such hire or promotion or, if later, as soon as administratively feasible after such hire or promotion. A list of Eligible Positions for each Performance Period is set forth in Table 1, which is attached as Appendix C. Table 1 will be revised each Performance Period when necessary to set forth the Eligible Positions for that Performance Period as soon as administratively practicable after confirmation of such Eligible

Positions by the Board for such Performance Period, and such revised Table 1 will be attached as Appendix C.

- (b) An employee in an Eligible Position who has been selected by the Board to participate in the Performance Incentive Plan will become a Participant on the later of (i) the date he or she is employed in an Eligible Position or (ii) the date he or she is selected by the Board to participate in the Performance Incentive Plan; provided, however, that the Board in its discretion may designate any earlier or later date (but not earlier than such employee's date of hire and not later than such employee's date of Termination of employment) upon which such employee will become a Participant, and such employee will instead become a Participant on such earlier or later date. The preceding notwithstanding, except as provided below, an employee may not commence participation in the Performance Incentive Plan and first become a Participant during the last six months of any Performance Period; provided however, that the Board may select an employee to participate in the Performance Incentive Plan during the last six months of the Performance Period when compelling individual circumstances justify a shorter period of time and such circumstances are recorded in the minutes of a meeting of the Board in which event participation of the employee in the Performance Incentive Plan will begin on the participation date selected by the Board for the employee but not earlier than the employee's date of hire (assuming such employee is employed by UTIMCO in an Eligible Position on such date).
- (c) An employee will cease to be a Participant in the Performance Incentive Plan on the earliest to occur of: (i) the date such employee is no longer employed in an Eligible Position; (ii) the date of Termination of such employee's employment with UTIMCO for any reason (including Voluntary Termination and Involuntary Termination, death, and Disability); (iii) the date of termination of the Performance Incentive Plan; (iv) the date such employee commences a leave of absence; (v) the date such employee begins participation in any other UTIMCO incentive program; (vi) the date the Board designates that such employee's employment position is not an Eligible Position (or fails to designate the employee's employment position as an Eligible Position with respect to a Performance Period); or (vii) any date designated by the Board as the date on which such employee is no longer a Participant.
- (d) Except as provided in Sections 5.10(b) and (c), only individuals who are Participants on the last day of a Performance Period are eligible to receive Performance Incentive Awards under the Performance Incentive Plan for that Performance Period.

5.4. Performance Goals

- (a) Within the first 60 days of each Performance Period, except as provided below, the CEO will recommend goals ("Performance Goals") for each Participant (other than the Performance Goals for the CEO, which are

determined as provided in Section 5.4(c), and the Performance Goals for employees who are hired or promoted later during a Performance Period) subject to approval by the Compensation Committee within the first 90 days of the Performance Period. The CEO will also recommend Performance Goals for employees who are hired or promoted during the Performance Period and become Participants at the time those employees are designated as Participants (with such Performance Goals subject to confirmation by the Compensation Committee as soon as administratively feasible after such Performance Goals are recommended). If the position of the CCO is determined to be an Eligible Position and the employee in the Eligible Position has been designated by the Compensation Committee as a Participant in the Performance Incentive Plan for the Performance Period, the Performance Goals of the employee holding the position of CCO will be determined jointly by the Audit and Ethics Committee and the CEO. References to the CCO hereafter assume that the position of CCO has been determined to be an Eligible Position and the employee holding the position of CCO has been determined to be a Participant in the Performance Incentive Plan for the Performance Period. If the position of CCO has not been determined to be an Eligible Position for the Performance Period the provisions hereafter specific to the CCO have no force and effect.

- (b) There are three categories of Performance Goals:
- (1) Entity Performance (measured as described in Section 5.8(a))
 - (2) Asset Class/Investment Type Performance (measured as described in Section 5.8(b))
 - (3) Qualitative Performance (measured as described in Section 5.8(c))

Except for the CEO and CCO, Qualitative Performance Goals will be defined jointly by each Participant and his or her supervisor, subject to approval by the CEO and subject to final approval by the Compensation Committee. Qualitative Performance Goals for the CCO will be defined jointly by the Audit and Ethics Committee and the CEO. Qualitative Performance Goals may be established in one or more of the following areas:

- Leadership
- Implementation of operational goals
- Management of key strategic projects
- Effective utilization of human and financial resources
- UTIMCO investment performance relative to the Peer Group

- (c) The CEO's Performance Goals will be determined and approved by the Board.

- (d) Each Performance Goal for each Eligible Position is assigned a weight for the Performance Period. The Audit and Ethics Committee and the CEO will jointly recommend to the Compensation Committee the weightings of the Performance Goals for the CCO. For each Performance Period, the Compensation Committee will approve (or adjust as it deems appropriate) the weightings of the Performance Goals at the same time it approves the Performance Goals. The weightings for each Eligible Position are set forth in Table 1, which is attached as Appendix C. Table 1 will be revised each Performance Period when necessary to set forth the weightings for the Eligible Positions for that Performance Period as soon as administratively practicable after such weightings are approved by the Compensation Committee for such Performance Period. Notwithstanding the identified weighting for a Performance Goal for an Eligible Position, the Compensation Committee, may adjust the weightings (up or down) for any Participant for a Performance Period when it considers the identified weighting for a Performance Goal to be inappropriate for such Participant because of his or her length of service with UTIMCO, his or her tenure in the respective Eligible Position, his or her prior work experience, or other factors as deemed appropriate by the Compensation Committee; provided that, in the case of the CCO, any such adjustment shall be based on the joint recommendation of the Audit and Ethics Committee and the CEO. The weightings for the Performance Goals for each Performance Period are subject to approval by the Board.

5.5. Incentive Award Opportunity Levels and Performance Incentive Awards

- (a) At the beginning of each Performance Period, each Eligible Position is assigned an “Incentive Award Opportunity” for each Performance Goal for the Participants in that Eligible Position. The Audit and Ethics Committee and CEO will jointly recommend the Incentive Award Opportunity for the CCO to the Compensation Committee. Each Incentive Award Opportunity is determined by the Compensation Committee (and subject to approval by the Board) and is expressed as a percentage of base salary earned during the Performance Period. The Incentive Award Opportunities include a threshold, target, and maximum award for achieving commensurate levels of performance of the respective Performance Goal.
- (b) Incentive Award Opportunities for each Performance Period are set forth in Table 1, which is attached as Appendix C. Table 1 will be revised each Performance Period when necessary to set forth the Incentive Award Opportunities for that Performance Period as soon as administratively practicable after approval of the Incentive Award Opportunities by the Board for such Performance Period, and such revised Table 1 will be attached as Appendix C.
- (c) Actual “Performance Incentive Awards” are the amounts that are actually awarded to Participants for the respective Performance Period. Actual

Performance Incentive Awards will range from zero (if a Participant performs below threshold on all Performance Goals or, pursuant to Section 5.412(c) in the case of Affected Participants, Net Returns of the Total Endowment Assets during the Performance Period for which Performance Incentive Awards are being determined are below a negative 14.01% at the end of such Performance Period) to the maximum Incentive Award Opportunity (if a Participant performs at or above maximum on all Performance Goals) depending on performance relative to objectives; provided that, pursuant to Section 5.412(d), actual Performance Incentive Awards for Affected Participants may exceed the maximum Incentive Award Opportunity if the Net Returns of the Total Endowment Assets during the Performance Period for which Performance Incentive Awards are being determined exceed positive 20.0% at the end of such Performance Period. Awards are capped at maximum levels regardless of whether a Participant exceeds the stated maximum Performance Goals.

- (d) Following the end of each Performance Period, the Compensation Committee will review the actual performance of each Participant against the Performance Goals of the respective Participant and determine the Participant's level of achievement of his or her Performance Goals. The Compensation Committee ~~will may seek, and may rely on;~~ the independent confirmation of the level of Performance Goal achievement from an external investment consultant to evaluate Entity Performance and Asset Class/Investment Type Performance. The CEO will submit a written report to the Compensation Committee, which documents the Participant's performance relative to the Participant's Performance Goals set at the beginning of the Performance Period, and upon which the Compensation Committee may rely in evaluating the Participant's performance. The Audit and Ethics Committee and the CEO will jointly determine the CCO's level of achievement relative to the CCO's Performance Goals. The Board will determine the CEO's level of achievement relative to the CEO's Performance Goals.
- (e) Performance Incentive Awards will be calculated for each Participant based on the percentage achieved of each Performance Goal, taking into account the weightings for the Participant's Entity Performance, Asset Class/Investment Type Performance, and Qualitative Performance Goals and each Participant's Incentive Award Opportunity; provided that, Performance Incentive Awards of Affected Participants will be (i) increased if the Net Returns of the Total Endowment Assets during the Performance Period for which Performance Incentive Awards are being determined exceed positive 20.0% at the end of such Performance Period and (ii) decreased if the Net Returns of the Total Endowment Assets during the Performance Period for which Performance Incentive Awards are being determined are below negative 5.0% at the end of such Performance Period, all pursuant to Section 5.412. The methodology for calculating Incentive Award Opportunities and Performance Incentive Awards is presented on Appendix A. Performance

Incentive Awards will be interpolated in a linear fashion between threshold and target as well as between target and maximum.

- (f) Within ~~150-120~~ days following the end of a Performance Period, and after review by the external auditor, the Compensation Committee will review all Performance Incentive Award calculations, ~~based on the certification of its advisors,~~ and make any changes it deems appropriate. The Compensation Committee will submit its recommendations to the Board for approval. Subject to the provisions of Section 7.1, the Board will approve Performance Incentive Awards.
- (g) Following the approval of a Performance Incentive Award by the Board, each Participant will be notified as to the amount, if any, of his or her Performance Incentive Award as well as the terms, provisions, conditions, and limitations of the Nonvested Deferred Award portion of such Performance Incentive Award.

5.6. Form and Timing of Payouts of Performance Incentive Awards

Except as provided in Sections 5.11, ~~and 5.12,~~ and 5.13, approved Performance Incentive Awards will be paid as follows:

- (a) -Subject to the Applicable Deferral Percentage of an Eligible Position as documented in Table 1, which is attached as Appendix C, the Performance Incentive Award will be paid to the Participant (“Paid Performance Incentive Award”) within ~~150-120~~ days of the completion of the Performance Period on a date selected in the discretion of UTIMCO and in no event later than the last day of the calendar year in which the Performance Period ends, and
- (b) An amount of the Performance Incentive Award for an Eligible Position equal to the Applicable Deferral Percentage set forth on Table 1 will be treated as a “Nonvested Deferred Award” subject to the terms of Section 5.7 and paid in accordance with that Section. Table 1 will be revised, as necessary, for each Performance Period to set forth any Applicable Deferral Percentage for each Eligible Position as soon as administratively practicable after approval of the deferral percentages by the Board for such Performance Period and such revised Table 1 will be attached as Appendix C.

5.7. Nonvested Deferred Awards

- (a) For each Performance Period, a hypothetical account on UTIMCO’s books (“Nonvested Deferred Award Account”) will be established for each Participant. As of the date that the corresponding Paid Performance Incentive Award is paid to the Participant, each Participant’s Nonvested Deferred Award for a Performance Period will be credited to his or her Nonvested Deferred Award Account established for that Performance Period; provided, however, that, in the case of any Participant whose Nonvested Deferred Award has been forfeited pursuant to Section 5.10(a) or Section

5.~~42~~13 on the date such Nonvested Deferred Award would be so credited to his or her Nonvested Deferred Award Account, such Nonvested Deferred Award will not be credited to such Participant's Nonvested Deferred Award Account. The Nonvested Deferred Award Accounts will be credited (or debited) monthly with an amount equal to the net investment returns of the Total Endowment Assets ("Net Returns") for the month multiplied by the balance of the respective Participant's Nonvested Deferred Award Account(s) as of the last day of the month. When the Nonvested Deferred Award is initially credited to the Nonvested Deferred Award Account, the Nonvested Deferred Award Account will be credited (or debited) with Net Returns for the month of the initial credit of a Nonvested Deferred Award, but the Net Returns will be prorated to reflect the number of days of the month during which the amounts were credited to the Nonvested Deferred Award Account. Participants are not entitled to their Nonvested Deferred Award Accounts unless and until they become vested in those accounts in accordance with Section 5.7(b).

- (b) Unless a Participant's Nonvested Deferred Award has been forfeited pursuant to Section 5.10(a) or Section 5.~~42~~13, such Participant will become vested in, and entitled to payment of, his or her Nonvested Deferred Award Account for each respective Performance Period according to the following schedule:
- (1) On the first anniversary of the last day of the Performance Period for which the Nonvested Deferred Award was earned, one third of the amount then credited to the Participant's Nonvested Deferred Award Account for that Performance Period will be vested and paid to the Participant.
 - (2) On the second anniversary of the end of the Performance Period for which the Nonvested Deferred Award was earned, one half of the amount then credited to the Participant's Nonvested Deferred Award Account for that Performance Period will be vested and paid to the Participant.
 - (3) On the third anniversary of the end of the Performance Period for which the Nonvested Deferred Award was earned, the remaining amount then credited to the Participant's Nonvested Deferred Award Account for that Performance Period will be vested and paid to the Participant.
 - (4) Nonvested Deferred Award Accounts payable under the above paragraphs of this Section 5.7(b) will be paid on a date selected in the discretion of UTIMCO after the applicable portion of any such Nonvested Deferred Award Account becomes vested and in no event later than the last day of the calendar year in which the applicable portion of such Nonvested Deferred Award Account becomes vested.

5.8. Performance Measurement Standards

(a) Entity Performance

- (1) Entity Performance for purposes of the Performance Incentive Plan is the performance of the Total Endowment Assets (weighted at ~~85~~80%) and the Intermediate Term Fund (weighted at ~~15~~20%).
- (2) The performance of the Total Endowment Assets ("TEA") is measured based on the TEA's performance relative to the TEA Policy Portfolio Return (TEA benchmark).
- ~~(3)~~ The performance of the Intermediate Term Fund will be measured based on the performance of the ITF relative to the ITF Policy Portfolio Return (ITF benchmark). ~~The performance standards related to the Intermediate Term Fund for the Performance Period beginning July 1, 2007, are reflected in Table 2 on Appendix D.~~
- ~~(3)~~(4) Performance standards related to the TEA and ITF for each Performance Period beginning after ~~June 30~~August 31, 2008~~2010~~, will be set forth on a revised table for each such Performance Period and set forth on Appendix D as soon as administratively practicable after such standards are determined. Performance of the TEA and Intermediate Term Fund~~ITF~~ is measured net of fees, meaning performance is measured after factoring in all administrative and other fees incurred for managing the TEA and ITF.
- ~~(4)~~(5) Except as provided in Section 5.9, performance of the Total Endowment Assets (based on the TEA benchmark) and the Intermediate Fund (based on the ITF benchmark) will be measured based on a three-year rolling historical performance of each such fund.

(b) Asset Class/Investment Type Performance

- (1) Asset Class/Investment Type Performance is the performance of specific asset classes and investment types within the Total Endowment Assets and the Intermediate Term Fund (such as developed country, private investments, etc.) based on the standards set forth in this Section 5.8(b). Except as provided in paragraph (2) below and Section 5.9, Asset Class/Investment Type Performance will be measured relative to the appropriate benchmark based on three-year rolling historical performance. Performance standards for each asset class and investment type will vary depending on the ability to outperform the respective benchmark. The benchmarks for each asset class and investment type, as well as threshold, target, and maximum performance standards in effect during the three-year rolling historical period, culminating with the current Performance Period, are set forth on Table 2, which is attached as Appendix D. Table 2 will be revised,

as necessary, for subsequent Performance Periods to reflect new benchmarks, as well as threshold, target, and maximum performance standards, in effect during the three-year rolling historical period, culminating with the subsequent Performance Period, in which event, such revised table will be attached as Appendix D as soon as administratively practicable after the change in such benchmarks and standards necessitating such change are set.

- (2) Performance for private investments is calculated differently from other asset classes and investment types due to its longer investment horizon and illiquidity of assets. Except for private investments in Real Estate, performance of private investments is determined based on the performance of partnership commitments made since 2001 based on internal rates of return (IRR's) relative to the respective Venture Economics benchmarks. Performance of private investments in Real Estate will be determined based on the performance of partnership commitments made relative to a NACRIEF Custom Index benchmark.
- (c) Qualitative Performance
- (1) The level of a Participant's Qualitative Performance will be measured by the CEO (in the case of the CCO, jointly by the Audit and Ethics Committee and the CEO), subject to approval by the Compensation Committee, based on the level of attainment (below threshold, threshold, target, or maximum) of the Participant's Qualitative Performance Goals for the Performance Period.
 - (2) For purposes of determining the level of attainment of each Participant's Qualitative Performance Goals for the Performance Period, the Participant will have attained below threshold level if he or she fails to successfully complete at least 50% of his or her Qualitative Performance Goals for that Performance Period, threshold level if he or she successfully completes 50% of his or her Qualitative Performance Goals for that Performance Period, target level if he or she successfully completes 75% of his or her Qualitative Performance Goals for that Performance Period, and maximum level if he or she successfully completes 100% of his or her Qualitative Performance Goals for that Performance Period (with interpolation for levels of attainment between threshold, target, and maximum).
 - (3) In determining the percentage of successful completion of a Participant's Qualitative Performance Goals, the CEO, and in the case of the CCO, the Audit and Ethics Committee (in the initial determination) and the Compensation Committee (in its review of the attained levels for approval) need not make such determination based solely on the number of Qualitative Performance Goals successfully completed but may take into account the varying degrees of importance of the Qualitative Performance Goals, changes in the

Participant's employment duties occurring after the Qualitative Performance Goals are determined for the Performance Period, and any other facts and circumstances determined by the CEO, and in the case of the CCO, the Audit and Ethics Committee, or Compensation Committee (as applicable) to be appropriate for consideration in evaluation of the level of achievement of the Participant's Qualitative Performance Goals for the Performance Period.

5.9. *Modifications of Measurement Period for Measuring Entity and Asset Class/Investment Type Performance Goals*

- (a) Although generally Entity Performance and most Asset Class/Investment Type Performance are measured based on three-year rolling historical performance, newly hired Participants will be phased into the Performance Incentive Plan so that Entity Performance and Asset Class/Investment Type Performance are measured over a period of time consistent with each Participant's tenure at UTIMCO. This provision ensures that a Participant is measured and rewarded over a period of time consistent with the period during which he or she influenced the performance of the entity or a particular asset class and investment type. In the Performance Period in which a Participant begins participation in the Performance Incentive Plan, the Entity Performance and Asset Class/Investment Type Performance components of the Incentive Award Opportunity will be based on one full year of historical performance (i.e., the performance for the Performance Period during which the Participant commenced Performance Incentive Plan participation). During a Participant's second year of Performance Incentive Plan participation, the Entity Performance and Asset Class/Investment Type Performance components of the Incentive Award Opportunity will be based on two full years of historical performance. In the third year of a Participant's Performance Incentive Plan participation and beyond, the Entity and Asset Class/Investment Type Performance components of the Incentive Award Opportunity will be based on the three full years of rolling historical performance.
- (b) For purposes of measuring Entity and Asset Class/Investment Type Performance, the three-year historical performance cycle will not be utilized for any specific asset class and investment type (or subset of an asset class and investment type) until that asset class and investment type (or subset of that asset class and investment type) has three years of historical performance as part of the Performance Incentive Plan and, until that time, the actual years (full and partial) of historical performance of that asset class and investment type (or subset of that asset class and investment type) while part of the Performance Incentive Plan will be used as the measurement period.
- (c) For purposes of measuring Entity and Asset Class/Investment Type Performance of an asset class and investment type (or subset of an asset class and investment type) that is removed from the Performance Incentive Plan

prior to completion of the then in-progress three-year historical performance cycle, the three-year historical performance cycle will not be utilized for that removed asset class and investment type (or subset of an asset class and investment type), but instead the actual number of full months that the removed asset class and investment type was part of the Performance Incentive Plan during the then in-progress three-year historical performance cycle will be used as the measurement period.

- (d) For purposes of measuring Asset Class/Investment Type Performance for a particular Participant of an asset class and investment type (or subset of an asset class and investment type) that is removed from or added to the Participant's responsibility during the then in-progress three-year historical performance cycle, the three-year historical performance cycle will not be utilized for that removed or added asset class and investment type (or subset of an asset class and investment type), but instead the actual number of full months that the removed or added asset class and investment type was part of the Participant's responsibility during the then in-progress three-year historical performance cycle will be used as the measurement period for evaluating the Asset Class/Investment Type Performance with respect to such Participant.

(e) Beginning with the Performance Period September 1, 2012 to August 31, 2013, Entity Performance and Asset Class/Investment Type Performance for the one-, two-, and three-year historical performance cycles will be measured from September 1st to August 31st. Notwithstanding anything in this Plan to the contrary, if, as a result of the change in the measurement period, in the opinion of the Board, an adjustment to a Participant's Performance Incentive Award is warranted, the Board in its discretion, is authorized to change the amount of a Participant's Performance Incentive Award for the first three Performance Periods beginning after August 31, 2012, so as not to unduly benefit, nor deprive or eliminate an award of a Participant.

5.10. Termination Provisions

- (a) Except as otherwise provided in this Section 5.10, any Participant who ceases to be a Participant (either because of Termination of employment with UTIMCO or for any other reason stated in Section 5.3(c)) prior to the end of a Performance Period will not be eligible to receive payment of any Performance Incentive Award for that or any subsequent Performance Periods. In addition, a Participant will forfeit any Nonvested Deferred Awards at such Participant's Voluntary Termination or Involuntary Termination for Cause. Further, upon Involuntary Termination for reasons other than Cause, the amount in the Nonvested Deferred Award Accounts of such terminated individual will vest immediately and be paid on a date selected by UTIMCO and in no event later than the last day of the calendar year in which such Termination occurs.

- (b) If a Participant ceases to be a Participant in the Performance Incentive Plan under Section 5.3(c) prior to the end of a Performance Period because his or her employment position is no longer an Eligible Position (but such employee continues to be employed with UTIMCO), such Participant's Performance Incentive Award for the current Performance Period, if any, will be calculated on a prorated basis from the first day of the Performance Period to the Performance Measurement Date immediately preceding or, if applicable, coinciding with the date the Participant ceases to be in an Eligible Position, and such individual will not be entitled to any Performance Incentive Awards for any Performance Period thereafter (unless he or she again becomes a Participant in accordance with Sections 5.3(a) and (b)). All Nonvested Deferred Awards of such individual continue to vest and be paid subject to the provisions of Section 5.7(b).
- (c) If a Participant ceases to be a Participant in the Performance Incentive Plan under Section 5.3(c) prior to the end of a Performance Period because his or her employment with UTIMCO terminates due to death or Disability, the Participant's Performance Incentive Award for the Performance Period in which Termination occurs, in lieu of any other Performance Incentive Award under the Performance Incentive Plan, will be paid at target on a prorated basis from the first day of the Performance Period to the Performance Measurement Date immediately preceding or, if applicable, coinciding with the date of the Participant's death or Disability, and such individual will not be entitled to any Performance Incentive Awards for any Performance Period thereafter (unless he or she again becomes a Participant in accordance with Sections 5.3(a) and (b)). All Nonvested Deferred Award Accounts of such terminated individual will vest immediately and be paid on a date selected in the discretion of UTIMCO and in no event later than the last day of the calendar year in which such termination occurs. Payments under this provision will be made to the estate or designated beneficiaries of the deceased Participant or to the disabled Participant, as applicable.
- (d) If a Participant ceases to be a Participant in the Performance Incentive Plan under Section 5.3(c) prior to the end of a Performance Period because he or she commences a leave of absence, such Participant's Performance Incentive Award for the current Performance Period, if any, will be calculated on a prorated basis from the first day of the Performance Period to the Performance Measurement Date immediately preceding or coinciding with the date the Participant commences such leave of absence, and such individual will not be entitled to any Performance Incentive Awards for any Performance Period thereafter (unless he or she again becomes a Participant in accordance with Sections 5.3(a) and (b)). All Nonvested Deferred Awards of such individual continue to vest and be paid subject to the provisions of Section 5.7(b).
- (e) In the case of any Participant who ceases to be a Participant in the Performance Incentive Plan prior to the end of Performance Period and is entitled to a Performance Incentive Award or a prorated Performance

Incentive Award under this Section 5.10, such Performance Incentive Award will be calculated at the time and in the manner provided in Section 5.5 and Appendix A and paid in accordance with Section 5.6 and will not be calculated or paid prior to such time.

5.11. Eligibility for Retirement.

A participant is eligible for retirement on the last day of the month in which the sum of the Participant's age and years of service, including months of age and months of service credit, equals or exceeds the number 75.

In the case of any Participant who is eligible for retirement, any Performance Incentive Award to which the Participant becomes entitled, as well as any remaining Nonvested Deferred Award, will vest immediately and be includible in the Participant's gross income for Federal income tax purposes in the calendar year in which vesting occurs without regard to when payment is made to the Participant. The vested Performance Incentive Award and any remaining Nonvested Deferred Award will be paid to the participant on a date selected by UTIMCO and in no event later than the last day of the calendar year unless the Participant has agreed to a Voluntary Deferral of all or a portion of his Performance Incentive Award that would otherwise have been deferred had the Participant not been eligible for retirement ("Amount Voluntarily Deferred"). If the Participant has agreed to a Voluntary Deferral of such amount of his Performance Incentive Award,

- (a) the Amount Voluntarily Deferred (1) will be credited to a hypothetical account established in the Participant's name on UTIMCO's books ("Amount Voluntarily Deferred Account") and (2) will be credited (or debited) monthly with an amount equal to the Net Returns for the month multiplied by the balance in the Participant's Amount Voluntarily Deferred Account as of the last day of the month, provided that when the Amount Voluntarily Deferred is initially credited to the Participant's Amount Voluntarily Deferred Account, the Participant's Amount Voluntarily Deferred Account will be credited (or debited) with Net Returns for the month of the initial credit, but the Net Returns will be prorated to reflect the number of days of the month during which the amounts were credited to the Participant's Amount Voluntarily Deferred Account;
- (b) except as provided in clause (c) below, the amount credited to the Participant's Amount Voluntarily Deferred Account shall be paid to the Participant only on the following dates and in the following amounts:
 - (1) On the first anniversary of the last day of the Performance Period for which the Amount Voluntarily Deferred was earned, one third of the amount then credited to the Participant's Amount Voluntarily Deferred Account for that Performance Period will be paid to the Participant.
 - (2) On the second anniversary of the end of the Performance Period for which the Amount Voluntarily Deferred was earned, one half of the

amount then credited to the Participant's Amount Voluntarily Deferred Account for that Performance Period will be paid to the Participant.

(3) On the third anniversary of the end of the Performance Period for which the Amount Voluntarily Deferred was earned, the remaining amount then credited to the Participant's Amount Voluntarily Deferred Account for that Performance Period will be paid to the Participant.

(4) Amount Voluntarily Deferred Accounts payable under the above paragraphs of this Section 5.11(b) will be paid on a date selected in the discretion of UTIMCO and in no event later than the last day of the calendar year in which the applicable portion of such Amount Voluntarily Deferred Account becomes due and payable; and

(c) any net credits or debits to the Participant's Amount Voluntarily Deferred Account pursuant to clause (a)(2) above will be includible in the Participant's gross income and taxable to the Participant as ordinary income for Federal income tax purposes, and will be subject to Federal employment taxes and wage withholding during the year in which such amounts are paid pursuant to clauses (a) or (b) above.

(e)

5.112. Extraordinary Circumstances.

Notwithstanding anything in this Plan to the contrary, the timing and amount of Performance Incentive Awards of each Participant holding an Eligible Position listed on Table 3, which is attached as Appendix E (each, an "Affected Participant"), are subject to automatic adjustment as follows:

(a) If the Net Returns of the Total Endowment Assets during the Performance Period for which Performance Incentive Awards are being determined are negative at the end of such Performance Period, (i) an amount otherwise equal to the Paid Performance Incentive Award attributable to such Performance Period for each Affected Participant will be treated as an "Extraordinary Nonvested Deferral Award" for such Affected Participant that is subject to forfeiture in the same manner and for the same reasons as Nonvested Deferral Awards pursuant to Section 5.10(a), (ii) a separate hypothetical account for such Affected Participant will be established on UTIMCO's books ("Extraordinary Nonvested Deferral Award Account"), which will be (1) credited with such Affected Participant's Extraordinary Nonvested Deferral Award and (2) credited (or debited) monthly with Net Returns of the Total Endowment Assets on the same dates and in the same manner as applies to Nonvested Deferral Award Accounts pursuant to Section 5.7(a), and (iii) unless such Affected Participant's Extraordinary Nonvested Deferral Award has been forfeited pursuant to Section 5.10(a) or

Section 5.4213, such Affected Participant will become vested in, and entitled to payment of, the amount of his or her Extraordinary Nonvested Deferral Award Account on the first anniversary of the last day of such Performance Period; provided that upon the death, Disability or Involuntary Termination of an Affected Participant for reasons other than Cause, the amount in the Extraordinary Nonvested Deferral Award Account of such Affected Participant will vest immediately and be paid (to the Affected Participant or, in the case of death, to the estate or designated beneficiaries of the deceased Affected Participant) on a date selected by UTIMCO and in no event later than the last day of the calendar year in which such Termination occurs; provided, further, that nothing in this clause (a) shall affect the vesting and payment of Nonvested Deferral Awards to any Affected Participant nor shall it affect the vesting and payment of Performance Incentive Awards to a Participant that has satisfied the requirements for Eligibility for Retirement;

- (b) If the Net Returns of the Total Endowment Assets since the end of the Performance Period for which Performance Incentive Awards are being determined are a negative 10.00% or below (measured as of the most recent month-end for which performance data are available) on the date the Board approves the Performance Incentive Award for an Affected Participant, an amount otherwise equal to such Affected Participant's Paid Performance Incentive Award attributable to such Performance Period will also be treated as an "Extraordinary Nonvested Deferral Award" for such Affected Participant that is subject to clause (a) above; provided that nothing in this clause (b) shall affect the vesting and payment of Nonvested Deferral Awards to any Affected Participant nor shall it affect the vesting and payment of Performance Incentive Awards to a Participant that has satisfied the requirements for Eligibility for Retirement;
- (c) If the Net Returns of the Total Endowment Assets during the Performance Period for which Performance Incentive Awards are being determined are below negative 5.00% at the end of such Performance Period, the Performance Incentive Award for each Affected Participant for that Performance Period (calculated pursuant to Section 5.5 above) will be reduced by 10% for each percentage point (or portion thereof) of Net Returns below a negative 5.00%, such that the Performance Incentive Award for each such Affected Participant will be eliminated in the event of negative Net Returns below 14.00% (e.g., negative Net Returns of 5.01% will result in the Performance Incentive Award for such Affected Participant being reduced by 10%, negative Net Returns of 6.01% will result in the Performance Incentive Award for such Affected Participant being reduced by 20%, and so forth);
- (d) If the Net Returns of the Total Endowment Assets during the Performance Period for which Performance Incentive Awards are being determined are in excess of positive 20.00% at the end of such Performance Period, the Performance Incentive Award for each Affected Participant for that Performance Period (calculated pursuant to Section 5.5 above) will be increased by 10% for each percentage point (or portion thereof) of positive

Net Returns in excess of 20.00% (subject to an overall increase limit of 100%), such that the increase in Performance Incentive Award for such Affected Participant will be capped at 100% for positive performance in excess of 29.00% (e.g., positive Net Returns of 20.01% will result in the Performance Incentive Award for such Affected Participant being increased by 10%, positive Net Returns of 21.01% will result in the Performance Incentive Award for such Affected Participant being increased by 20%, and so forth); and

- (e) Table 3, which is attached as Appendix E, will be revised as necessary, for each Performance Period to identify the Eligible Positions whose Performance Incentive Awards are subject to automatic adjustment as to timing and amount pursuant to clauses (a)-(d) above as soon as administratively practicable after approval by the Board and such revised Table 3 will be attached as Appendix E.

5.1213. Recovery of Performance Incentive Awards

Notwithstanding anything in this Plan to the contrary, if the Board (in its sole discretion, but acting in good faith) determines (a) that a Participant has engaged in willful misconduct that materially disrupts, damages, impairs or interferes with the business, reputation or employee relations of UTIMCO or The University of Texas System, such Participant will not be entitled to any Performance Incentive Awards for the Performance Periods during which the Board determines such misconduct occurred, or (b) that a Participant has engaged in fraudulent misconduct that caused or contributed to a restatement of the investment results upon which such Participant's Performance Incentive Awards were determined by knowingly falsifying any financial or other certification, knowingly providing false information relied upon by others in a financial or other certification, or engaging in other fraudulent activity, or knowingly failing to report any such fraudulent misconduct by others in accordance with UTIMCO's Employee Handbook, such Participant will not be entitled to any Performance Incentive Awards for the Performance Periods for which investment results were so restated. To the extent a Participant has been awarded Performance Incentive Awards to which he or she is not entitled as a result of clause (a) or (b) above, Performance Incentive Awards shall be recovered by UTIMCO pursuant to the following remedies in the order listed: first, such Participant's Nonvested Deferred Awards and Extraordinary Nonvested Deferred Awards will be automatically forfeited; second, any Paid Performance Incentive Award not then paid to such Participant will be withheld and automatically forfeited; and third, such Participant must return to UTIMCO the remaining excess amount. Recovery of Performance Incentive Awards to which a Participant is not entitled pursuant to this Section 5.12-13 does not constitute a settlement of other claims that UTIMCO may have against such Participant, including as a result of the conduct giving rise to such recovery. Further, the remedies set forth above are in addition to, and not in lieu of, any actions imposed by law enforcement agencies, regulators or other authorities.

6. COMPENSATION PROGRAM AUTHORITY AND RESPONSIBILITY

6.1. Board as Plan Administrator

Except as otherwise specifically provided in this Compensation Program with respect to powers, duties, and obligations of the Compensation Committee, the Compensation Program will be administered by the Board.

6.2. Powers of Board

The Board has all powers specifically vested herein and all powers necessary or advisable to administer the Compensation Program as it determines in its discretion, including, without limitation, the authority to:

- (1) Establish the conditions for the determination and payment of compensation by establishing the provisions of the Performance Incentive Plan.
- (2) Select the employees who are eligible to be Participants in the Performance Incentive Plan.
- (3) Delegate to any other person, committee, or entity any of its ministerial powers and/or duties under the Compensation Program as long as any such delegation is in writing and complies with the UTIMCO Bylaws.

7. COMPENSATION PROGRAM INTERPRETATION

7.1. Board Discretion

- (a) Consistent with the provisions of the Compensation Program, the Board has the discretion to interpret the Compensation Program and may from time to time adopt such rules and regulations that it may deem advisable to carry out the Compensation Program. All decisions made by the Board in selecting the Participants approved to receive Performance Incentive Awards, including the amount thereof, and in construing the provisions of the Compensation Program, including without limitation the terms of any Performance Incentive Awards, are final and binding on all Participants.
- (b) Notwithstanding any provision of the Compensation Program to the contrary and subject to the requirement that the approval of Performance Incentive Awards that will result in an increase of 5% or more in the total Performance Incentive Awards calculated using the methodology set out on Appendix A must have the prior approval of the U.T. System Board of Regents, the Board has the discretion and authority to make changes in the terms of the Compensation Program in determining a Participant's eligibility for, or amount of, a Performance Incentive Award for any Performance Period whenever it considers that circumstances have occurred during the

Performance Period so as to make such changes appropriate in the opinion of the Board, provided, however, that any such change will not deprive or eliminate an award of a Participant after it has become vested and that such circumstances are recorded in the minutes of a meeting of the Board.

7.2. *Duration, Amendment, and Termination*

The Board has the right in its discretion to amend the Compensation Program or any portion thereof from time to time, to suspend it for a specified period, or to terminate it entirely or any portion thereof. However, if the Performance Incentive Plan is suspended or terminated during a Performance Period, Participants will receive a prorated Performance Incentive Award based on performance achieved and base salary earned through the Performance Measurement Date immediately preceding such suspension or termination. The Compensation Program will be in effect until suspension or termination by the Board; provided, however, that if the Board so determines at the time of any suspension or termination of the Performance Incentive Plan, Nonvested Deferred Awards credited to Participants' Nonvested Deferred Award Account(s) as of the effective date of such suspension or termination will continue to be administered under the terms of the Performance Incentive Plan after any suspension or termination, except as the Board otherwise determines in its discretion at the time of such suspension or termination.

7.3. *Recordkeeping and Reporting*

- (a) All records for the Compensation Program will be maintained by the Managing Director of Accounting, Finance, and Administration at UTIMCO. Relative performance data and calculations will be reviewed by UTIMCO's external auditor before Performance Incentive Awards are finalized and approved by the Board.
- (b) UTIMCO will provide all Participants with a comprehensive report of the current value of their respective Nonvested Deferred Award and Extraordinary Nonvested Deferred Award Account balances, including a complete vesting status of those balances, on at least a quarterly basis.

7.4. *Continued Employment*

Nothing in the adoption of the Compensation Program or the awarding of Performance Incentive Awards will confer on any employee the right to continued employment with UTIMCO or affect in any way the right of UTIMCO to terminate his or her employment at any time.

7.5. *Non-transferability of Awards*

Except for the rights of the estate or designated beneficiaries of Participants to receive payments, as set forth herein, Performance Incentive Awards under the Performance Incentive Plan, including both the Paid Performance Incentive Award portion and the Nonvested Deferred Award portion, are non-assignable and non-

transferable and are not subject to anticipation, adjustment, alienation, encumbrance, garnishment, attachment, or levy of any kind. The preceding notwithstanding, the Compensation Program will pay any portion of a Performance Incentive Award that is or becomes vested in accordance with an order that meets the requirements of a “qualified domestic relations order” as set forth in Section 414(p) of the *Internal Revenue Code* and Section 206(d) of ERISA.

7.6. *Unfunded Liability*

- (a) Neither the establishment of the Compensation Program, the award of any Performance Incentive Awards, nor the creation of Nonvested Deferred Awards Accounts will be deemed to create a trust. The Compensation Program will constitute an unfunded, unsecured liability of UTIMCO to make payments in accordance with the provisions of the Compensation Program. Any amounts set aside by UTIMCO to assist it in the payment of Performance Incentive Awards or other benefits under the Compensation Program, including without limitation, amounts set aside to pay for Nonvested Deferred Awards, will be the assets of UTIMCO, and no Participant will have any security or other interest in any assets of UTIMCO or the U.T. System Board of Regents by reason of the Compensation Program.
- (b) Nothing contained in the Compensation Program will be deemed to give any Participant, or any personal representative or beneficiary, any interest or title to any specific property of UTIMCO or any right against UTIMCO other than as set forth in the Compensation Program.

7.7. *Compliance with State and Federal Law*

No portion of the Compensation Program will be effective at any time when such portion violates an applicable state or federal law, regulation, or governmental order or directive.

7.8. *Federal, State, and Local Tax and Other Deductions*

All Performance Incentive Awards under the Compensation Program will be subject to any deductions (1) for tax and withholding required by federal, state, or local law at the time such tax and withholding is due (irrespective of whether such Performance Incentive Award is deferred and not payable at such time) and (2) for any and all amounts owed by the Participant to UTIMCO at the time of payment of the Performance Incentive Award. UTIMCO will not be obligated to advise an employee of the existence of the tax or the amount that UTIMCO will be required to withhold.

7.9. *Prior Plan*

- (a) Except as provided in the following paragraphs of this Section 7.9, this Compensation Program supersedes any prior version of the Compensation Program (“Prior Plan”).

- (b) All nonvested deferred awards under a Prior Plan will retain the vesting schedule in effect under the Prior Plan at the time such awards were allocated to the respective Participant's account. In all other respects, as of the Effective Date, those nonvested deferred amounts will (1) be credited or debited with the Net Returns over the remaining deferral period in accordance with Section 5.7(a), and (2) be subject to the terms and conditions for Nonvested Deferred Awards under the Performance Incentive Plan as set forth in this restated document.

8. DEFINITION OF TERMS

- 8.1. Affected Participant** is defined in Section 5.~~4~~12.
- 8.2. Applicable Deferral Percentage** means, as to each Eligible Position, the percentage set forth opposite such Eligible Position under the heading “Percentage of Award Deferred” on Table 1, which is attached as Appendix C.
- 8.3. Asset Class/Investment Type Performance** is the performance of specific asset classes and investment types within the Total Endowment Assets and the Intermediate Term Fund (such as developed country, private investments, etc.) based on the standards set forth in Section 5.8(b).
- 8.4. Board** is the UTIMCO Board of Directors.
- 8.5. Cause** means, as to any employee, that such employee has committed (as determined by UTIMCO in its sole discretion) any of the following: (1) a violation of any securities law or any other law, rule or regulation; (2) willful conduct that reflects negatively on the public image of UTIMCO or the U.T. System; or (3) a breach of UTIMCO’s Code of Ethics.
- 8.6. Compensation Committee** is the Compensation Committee of the UTIMCO Board of Directors.
- 8.7. Compensation Program** is defined in Section 1.
- 8.8. Disability** means a condition whereby a Participant either (i) is unable to engage in any substantial gainful activity by reason of a medically determinable physical or mental impairment that is expected either to result in death or to last for a continuous period of not less than 12 months or (ii) is, by reason of a medically determinable physical or mental impairment that is expected to last for a continuous period of not less than 12 months, receiving income replacement benefits for a period of not less than three months under a disability plan maintained or contributed to by UTIMCO for the benefit of eligible employees.
- 8.9. Effective Date** is defined in Section 1.
- 8.9.8.10. Eligible for Retirement is defined in Section 5.11.**
- 8.10.8.11. Eligible Position** is defined in Section 5.3(a).
- 8.11.8.12. Entity Performance** represents the performance of the Total Endowment Assets and the Intermediate Term Fund (based on the measurement standards set forth in Section 5.8(a)).
- 8.12.8.13. Extraordinary Nonvested Deferral Award** is defined in Section 5.~~4~~12.
- 8.13.8.14. Extraordinary Nonvested Deferral Award Account** is defined in Section ~~5.4~~12.
- 8.14.8.15. Incentive Award Opportunity** is defined in Section 5.5(a).

8.15.8.16. Intermediate Term Fund or ITF is The University of Texas System (“U.T. System”) Intermediate Term Fund established by the U.T. System Board of Regents as a pooled fund for the collective investment of operating funds and other intermediate and long-term funds held by the U.T. System institutions and U.T. System Administration. Performance of the Intermediate Term Fund is measured net of fees, meaning performance is measured after factoring in all administrative and other fees incurred for managing the Intermediate Term Fund.

8.16.8.17. Intermediate Term Fund Policy Portfolio Return is the benchmark return for the Intermediate Term Fund policy portfolio and is calculated by summing the neutrally weighted index returns (percentage weight for each asset class and investment type multiplied by the benchmark return for the asset class and investment type) for the various asset classes and investment types in the Intermediate Term Fund policy portfolio for the Performance Period.

8.17.8.18. Involuntary Termination means, as to any person the Termination of such person’s employment with UTIMCO wholly initiated by UTIMCO and not due to such person’s implicit or explicit request, at a time when such person is otherwise willing and able to continue to perform services for UTIMCO.

8.18.8.19. Net Returns is the investment performance return of the Total Endowment Assets, net of fees. Net of fees factors in all administrative and other fees for managing the Total Endowment Assets. The net investment return will be calculated as follows:

$$\frac{\text{Permanent University Fund Beginning Net Asset Value}}{\text{Total Endowment Beginning Net Asset Value}} \times \text{Permanent University Fund Net Investment Return}$$

Plus

$$\frac{\text{General Endowment Fund Beginning Net Asset Value}}{\text{Total Endowment Beginning Net Asset Value}} \times \text{General Endowment Fund Net Investment Return}$$

8.19.8.20. Nonvested Deferred Award is defined in Section 5.6(b).

8.20.8.21. Nonvested Deferred Award Account is defined in Section 5.7(a).

8.21.8.22. Paid Performance Incentive Award is defined in Section 5.6(a).

8.22.8.23. Participant is defined in Section 5.3(a).

8.23.8.24. Peer Group is a peer group of endowment funds ~~maintained by the Board’s external investment advisor~~ that is comprised of all endowment funds with more than 10 full-time employee positions, allocations to alternative assets in excess of 40%, and with assets greater than \$2.5 billion, all to be determined as of the last day of each of the three immediately preceding Performance Periods as set forth on Appendix B; provided, however, that the Total Endowment Assets are excluded from the Peer Group. The Peer Group will be updated from time to time as deemed appropriate by the Board, and Appendix B will be amended accordingly.

8.24.8.25. Performance Goals are defined in Section 5.4.

~~8.25~~**8.26. Performance Incentive Award** is the component of a Participant's total compensation that is based on specific performance goals and awarded as current income or deferred at the end of a Performance Period in accordance with Section 5 and Appendix A.

~~8.26~~**8.27. Performance Incentive Plan** is as defined in Section 1 and described more fully in Section 5.

~~8.27~~**8.28. Performance Measurement Date** is the close of the last business day of the month.

~~8.28~~**8.29. Performance Period** is defined in Section 5.2.

~~8.29~~**8.30. Prior Plan** is defined in Section 7.9.

~~8.30~~**8.31. Salary Structure** is described in Section 4.1.

~~8.31~~**8.32. Termination** means, as to any person, a complete severance of the relationship of employer and employee between UTIMCO and such person.

~~8.32~~**8.33. Total Endowment Assets or TEA** means the combination of the Permanent University Fund and the General Endowment Fund, but does not include any other endowment funds monitored by UTIMCO such as the Separately Invested Fund. Performance of the Total Endowment Assets is measured net of fees, meaning performance is measured after factoring in all administrative and other fees incurred for managing the Total Endowment Assets.

~~8.33~~**8.34. Total Endowment Assets Policy Portfolio Return** is the benchmark return for the Total Endowment Assets policy portfolio and is calculated by summing the neutrally weighted index returns (percentage weight for each asset class and investment type multiplied by the benchmark return for the asset class and investment type) for the various asset classes and investment types in the Total Endowment Assets policy portfolio for the Performance Period.

~~8.34~~**8.35. Voluntary Terminations** means, as to any person, the Termination of such person's employment with UTIMCO not resulting from an Involuntary Termination or by reason of Death or disability.

Performance Incentive Award Methodology

Appendix A

**Performance Incentive Award Methodology
(for Performance Periods beginning on or after ~~July~~ September 1,
2008~~2012~~)**

I. Determine “Incentive Award Opportunities” for Each Participant²

- Step 1. Identify the weights to be allocated to each of the three Performance Goals for each Participant’s Eligible Position. The weights vary for each Eligible Position each Performance Period and are set forth in Table 1 on Appendix C for the applicable Performance Period. The total of the weights ascribed to the three Performance Goals must add up to 100% for each Participant. For example, Table 1 on Appendix C may reflect for a Performance Period for the CEO that the weight allocated to the Entity Performance Goal is 60%, the weight allocated to the Asset Class/Investment Type Performance Goal is 0%, and the weight allocated to the Individual Performance Goal is 40%.
- Step 2. Identify the percentage of base salary for the Participant’s Eligible Position that determines the Performance Incentive Award for achievement of the Threshold, Target, and Maximum levels of the Performance Goals. The percentages vary for each Eligible Position each Performance Period and are set forth in Table 1 on Appendix C for the applicable Performance Period. For example, Table 1 on Appendix C may show that for a Performance Period the applicable percentages for determining the Performance Incentive Award for the CEO are ~~500~~% of his or her base salary for achievement of Threshold level performance of all three Performance Goals, 100% of his or her base salary for achievement of Target level performance of all three Performance Goals, and ~~200~~~~320~~% of his or her base salary for achievement of Maximum level performance of all three Performance Goals.
- Step 3. Calculate the dollar amount of the potential Threshold, Target, and Maximum awards (the “Incentive Award Opportunities”) for each Participant by multiplying the Participant’s base salary for the Performance Period by the applicable percentage (from Step #2 above). For example, assuming the CEO has a base salary of ~~\$575,000~~600,000 for a Performance Period, based on the assumed percentages set forth in Step #2 above, the CEO will be eligible for a total award of ~~\$287,5000~~ (50% of his or her base salary) if he or she achieves Threshold level performance of all three

² These Incentive Award Opportunities represent amounts that each Participant will be awarded if he or she achieves his or her Performance Goals at varying levels and are calculated at the beginning of each Performance Period or, if later, the date such Participant commences participation in the Performance Incentive Plan.

Performance Goals, ~~\$575,000~~600,000 (100% of his or her base salary) if he or she achieves Target level performance of all three Performance Goals, and ~~\$1,150,000~~1,920,000 (~~200~~320% of his or her base salary) if he or she achieves Maximum level performance of all three Performance Goals.

Step 4. Because a Participant may achieve different levels of performance in different Performance Goals and be eligible for different levels of awards for that achievement (e.g., he or she may achieve Target performance in the Entity Performance Goal and be eligible to receive a Target award for that goal and achieve Maximum performance in the Qualitative Performance Goal and be eligible to receive a Maximum award for that Performance Goal), it is necessary to determine the Incentive Award Opportunity of the Threshold, Target, and Maximum award for each separate Performance Goal (and, because achievement of the Entity Performance Goal is determined in part by achievement of the Total Endowment Assets and in part by achievement of the Intermediate Term Fund, a Threshold, Target, and Maximum Incentive Award Opportunity separately for the TEA and the ITF must be determined). This is done by multiplying the dollar amount of the Threshold, Target, and Maximum awards for the performance of all three Performance Goals calculated in Step #3 above for the Participant by the weight allocated for that Participant to the particular Performance Goal (and, further, by multiplying the Incentive Award Opportunity for the Entity Performance by the weight ascribed to achievement of the Total Endowment Assets (~~85~~80%) and by the weight ascribed to achievement of the Intermediate Term Fund (~~45~~20%)).

Step 5. After Steps #3 and #4 above are performed for each of the three levels of performance for each of the three Performance Goals, there will be 12 different Incentive Award Opportunities for each Participant. For example, for the CEO (based on an assumed base salary of ~~\$575,000~~600,000, the assumed weights for the Performance Goals set forth in Step #1 above, and the assumed percentages of base salary for the awards set forth in Step #2 above), the 12 different Incentive Award Opportunities for achievement of the Performance Goals for the Performance Period are as follows:

Incentive Award Opportunities for CEO
(based on assumed base salary of ~~\$575,000~~600,000)

Performance Goal	Weight	Threshold Level Award	Target Level Award	Maximum Level Award
Entity (TEA v. TEA Policy Portfolio Return)	.51% (-.85.80 x .60)	\$146,6250	\$293,250 <u>288,000</u>	\$586,500 <u>921,600</u>
Entity (ITF v. ITF Policy Portfolio Return)	9.0% (-15.20 x .60)	\$25,8750	\$51,750 <u>72,000</u>	\$103,500 <u>230,400</u>
Asset Class/Investment Type	0%	\$0	\$0	\$0
Qualitative	40%	\$15,0000	\$30,000 <u>240,000</u>	\$60,000 <u>768,000</u>
Total	100%	\$287,5000 (500 % of salary)	\$575,000 <u>600,000</u> (100% of salary)	\$1,150,000 <u>1,920,000</u> (200 <u>320</u> % of salary)

II. Calculate Performance Incentive Award for Each Participant³

- Step 6. Identify the achievement percentiles or achieved basis points that divide the Threshold, Target, and Maximum levels for each Performance Goal. These divisions for the level of achievement of the Entity and Asset Class/Investment Type Performance Goals are set forth in the table for the applicable Performance Period as set forth on Appendix D. The measurement for the level of achievement (i.e., Threshold, Target, or Maximum) for the Qualitative Performance Goal is initially determined each Performance Period by the Participant's supervisor, if any, (in the case of the CCO, jointly by the Audit and Ethics Committee and the CEO), and then is approved (or adjusted) by the Compensation Committee as it deems appropriate in its discretion. If the Participant has no supervisor, the measurement for the level of achievement for the Qualitative Performance Goal is determined each Performance Period by the Compensation Committee. The Board will determine the CEO's level of achievement relative to the CEO's Performance Goals.
- Step 7. Determine the percentile or basis points achieved for each Performance Goal for each Participant using the standards set forth in Sections 5.5 and 5.8 of the Compensation Program, as modified in Section 5.9. Determine the level of achievement of each Participant's Qualitative Performance Goal.
- Step 8. Calculate the amount of each Participant's award attributable to each Performance Goal by identifying the Incentive Award Opportunity amount for each Performance Goal (e.g., as assumed and set forth for the CEO in the table in Step #5 above) commensurate with the Participant's level of

³ In the event that the Net Returns of the Total Endowment Assets during the Performance Period for which Performance Incentive Awards are being determined are below negative 14.0% at the end of such Performance Period, steps 6 through 14 need not be followed with respect to Affected Participants when calculating Performance Incentive Awards for that Performance Period.

achievement for that Performance Goal (determined in Steps #6 and #7 above). An award for achievement percentiles in between the stated Threshold, Target, and Maximum levels is determined by linear interpolation. For example, if +100 bps of the TEA benchmark portion of the Total Endowment Assets portion of the Entity Performance Goal has been achieved, that +100 bps is between the Target (+75bps) and the Maximum (+~~150~~225bps) levels, so to determine the amount of the award attributable to +100 bps of achievement of the TEA benchmark portion of the Total Endowment Assets portion of the Entity Performance Goal, perform the following steps: (i) subtract the difference between the dollar amounts of the Target and Maximum Incentive Award Opportunities for the Participant (e.g., for the CEO, as illustrated in the table in Step #5, the difference is \$~~293,250~~633,600 (~~\$586,500~~921,600-~~\$293,250~~288,000)); (ii) divide 25 (the bps difference between the Target level of +75 bps and the attained level of +100 bps) by ~~75~~150 (the bps difference between the Target level and Maximum level) to get the fraction ~~25/75~~25/150 to determine the pro rata portion of the difference between Target and Maximum actually achieved; (iii) multiply the amount determined in the preceding Step (i) by the fraction determined in the preceding Step (ii) (~~\$293,250~~633,600 x ~~25/75~~25/150 = \$~~97,750~~105,600); and (iv) add the amount determined in the preceding Step (iii) to the Target Incentive Award Opportunity for the Participant to get the actual award for the Participant attributable to each Performance Goal (~~\$97,750~~105,600 + ~~\$293,250~~288,000 = \$~~391,000~~393,600).

- Step 9. In determining the Asset Class/Investment Type Performance portion of an award for a Performance Period for each Participant who is responsible for more than one asset class and investment type during that Performance Period, first, the Participant's attained level of achievement (i.e., Below Threshold, Threshold, Target, or Maximum) is determined for each asset class and investment type for which such Participant is responsible by comparing the actual performance to the appropriate benchmark for the asset class and investment type; then, the award is calculated for the determined level of achievement for each such asset class and investment type by multiplying the award commensurate with the level of achievement by the weight assigned to the Asset Class/Investment Type Performance Goal for such Participant; then, the various asset classes and investment types for which the Participant is responsible are assigned a pro rata weight (i.e., the assets in such asset class and investment type relative to the total assets under such Participant's responsibility); then, each determined award for a separate asset class and investment type is multiplied by the weight for that asset class and investment type; and, finally, the weighted awards are totaled to produce the Participant's award attributable to Asset Class/Investment Type Performance.
- Step 10. In determining the award attributable to the Entity Performance Goal, achievement of the Total Endowment Assets portion of the Entity Performance Goal (and the commensurate award) is weighted at ~~85~~80%

(and then multiplied by the weight assigned to the Entity Performance Goal for the Participant), and achievement of the Intermediate Term Fund portion of the Entity Performance Goal (and commensurate award) is weighted at ~~15~~20% (and then multiplied by the weight assigned to the Entity Performance Goal for the Participant). For example, assuming a base salary of ~~\$575,000~~600,000, if the CEO achieved the Target level (+75 bps) of the TEA benchmark portion of the Total Endowment Assets portion of the Entity Performance Goal, and achieved the Maximum level (+~~100~~150 bps) of the Intermediate Term Fund portion of the Entity Performance Goal, he or she would have earned an award of ~~\$396,750~~518,400 for his or her level of achievement of the Entity Performance Goal as follows: ~~\$293,250~~288,000 for Target level of achievement of the TEA benchmark portion of the TEA portion of Entity Performance Goal (~~.85~~80 x .60 x ~~\$575,000~~600,000) plus ~~\$103,500~~230,400 for Maximum level of achievement of the ITF portion of the Entity Performance Goal (~~.15~~20 x .60 x ~~\$1,150,000~~1,920,000).

- Step 11. No award is given for an achievement percentile below Threshold, and no award above the Maximum award is given for an achievement percentile above the Maximum level.
- Step 12. Subject to any applicable adjustment in Step #13 below, add the awards determined in Steps #8, #9, and #10 above for each Performance Goal (as modified by Step #11) together to determine the total amount of the Participant's Performance Incentive Award for the Performance Period.
- Step 13. In the case of any Participant who becomes a Participant in the Performance Incentive Plan after the first day of the applicable Performance Period, such Participant's Performance Incentive Award (determined in Step #12) will be prorated to reflect the actual portion of the Performance Period in which he or she was a Participant. In the case of a Participant who ceases to be a Participant prior to the end of a Performance Period, his or her entitlement to any Performance Incentive Award is determined under Section 5.10 and, in the case of such entitlement, such Participant's Performance Incentive Award, if any, will be prorated and adjusted as provided in Section 5.10.
- Step 14. In the case of any Affected Participant, such Affected Participant's Performance Incentive Award calculated pursuant to Steps #1 through #13 above shall be multiplied by the appropriate factor set forth in the following charges:

When Net Returns of Total Endowment Assets during the Performance Period for which Performance Incentive Awards are being determined are below negative 5.0% at the end of such Performance Period:

Actual Negative Net Returns (Rounded to Nearest <u>One-Hundredth Decimal</u>)	<u>Factor</u>
5.01 - 6.00	.9
6.01 - 7.00	.8
7.01 - 8.00	.7
8.01 - 9.00	.6
9.01 - 10.00	.5
10.01 - 11.00	.4
11.01 - 12.00	.3
12.01 - 13.00	.2
13.01 - 14.00	.1
14.01 and Below	.0

When Net Returns of Total Endowment Assets during the Performance Period for which Performance Incentive Awards are being determined are in excess of positive 20.0% at the end of such Performance Period:

Actual Positive Net Returns (Rounded to Nearest <u>One-Hundredth Decimal</u>)	<u>Factor</u>
20.01 - 21.00	1.1
21.01 - 22.00	1.2
22.01 - 23.00	1.3
23.01 - 24.00	1.4
24.01 - 25.00	1.5
25.01 - 26.00	1.6
26.01 - 27.00	1.7
27.01 - 28.00	1.8
28.01 - 29.00	1.9
29.01 and Above	2.0

Appendix B

UTIMCO Peer Group

- Columbia University
- Cornell University
- Duke University
- Emory University
- Harvard University
- Massachusetts Institute of Technology
- Northwestern University
- Princeton University
- Rice University
- Stanford University
- UNC Management Company
- University of California
- University of Chicago
- University of Michigan
- University of Notre Dame
- University of Pennsylvania
- University of Southern California
- University of Virginia Investment Management Company
- Vanderbilt University
- Washington University in St. Louis
- Yale University

Source: Cambridge Associates. Represents endowment funds (excluding the Total Endowment Assets) with more than 10 full-time employee positions, allocations to alternative assets in excess of 40%, and with assets greater than \$2.5 billion, all to be determined as of the last day of each fiscal year end June 2009, 2010, 2011.

Appendix C

**Eligible Positions
Weightings
Incentive Award Opportunities
Percentage of Award Deferred
for each Eligible Position
(for each Performance Period)**

TABLE 1 (For the Performance Periods beginning ~~after June 30, 2010~~ September 1, 2012 and ending August 31, 2013)

Eligible Position	Weighting						Percentage of Award	
	Asset Class/		Qualitative (Individual)	Incentive Award Opportunity (% of Salary)				
	Entity	Investment Type		< Threshold	Threshold	Target		Maximum
<i>Investment Professionals</i>								
CEO & Chief Investment Officer	60%	0%	40%	0%	0%	100%	300% 320%	50%
President & Deputy CIO	40%	40%	20%	0%	0%	95%	250% 275%	50%
Managing Director - Investments	30%	40%	30%	0%	0%	85%	215% 227.5%	40%
Managing Director - Private Investments	30%	30%	40%	0%	0%	85%	215% 227.5%	40%
Senior Director - Investments	25%	35%	40%	0%	0%	60%	150% 167.5%	35%
Senior Portfolio Manager	20%	40%	40%	0%	0%	60%	150% 167.5%	35%
Senior Director - Risk Management	30%	0%	70%	0%	0%	50%	135% 152.5%	35%
Portfolio Manager	20%	40%	40%	0%	0%	50%	130% 150%	30%
Director - Investments	20%	40%	40%	0%	0%	50%	130% 150%	30%
Director - Private Investments	20%	30%	50%	0%	0%	50%	130% 150%	30%
Director - Risk Management	30%	0%	70%	0%	0%	40%	90% 120%	30%
Senior Associate - Investments	15%	35%	50%	0%	0%	40%	90% 120%	20%
Senior Associate - Private Investments	15%	25%	60%	0%	0%	40%	90% 120%	20%
Senior Associate - Risk Management	30%	0%	70%	0%	0%	40%	80% 110%	20%
Associate - Investments	15%	30%	55%	0%	0%	35%	85% 110%	15%
Associate - Private Investments	15%	20%	65%	0%	0%	35%	85% 110%	15%
Associate - Risk Management	30%	0%	70%	0%	0%	35%	70% 95%	15%
Senior Analyst - Investments	10%	20%	70%	0%	0%	30%	60% 80%	0%
Analyst - Investments	10%	20%	70%	0%	0%	25%	50% 62.5%	0%
Analyst - Risk Management	30%	0%	70%	0%	0%	25%	50% 62.5%	0%
<i>Operations/Support Professionals</i>								
Senior Managing Director	20%	0%	80%	0%	0%	60%	120% 135%	40%
Managing Director Chief Technology Officer	20%	0%	80%	0%	0%	50%	100%	30%
General Counsel & Chief Compliance Officer	0%	0%	100%	0%	0%	50%	100% 110%	30%
Senior Manager	20%	0%	80%	0%	0%	40%	90%	25%
Manager	20%	0%	80%	0%	0%	40%	80%	25%
Deal Attorney	20%	0%	80%	0%	0%	40%	80%	25%
Senior Financial Analyst	20%	0%	80%	0%	0%	30%	60%	20%

TABLE 1 (For the Performance Periods beginning after August 31, 2013)

Eligible Position	Weighting						Percentage of Award Deferred	
	Entity	Asset Class/	Qualitative	Incentive Award Opportunity (% of Salary)				
		Investment Type	(Individual)	< Threshold	Threshold	Target		Maximum
<i>Investment Professionals</i>								
CEO & Chief Investment Officer	60%	0%	40%	0%	0%	100%	340%	50%
President & Deputy CIO	40%	40%	20%	0%	0%	95%	300%	50%
Managing Director - Investments	30%	40%	30%	0%	0%	85%	240%	40%
Managing Director - Private Investments	30%	30%	40%	0%	0%	85%	240%	40%
Senior Director - Investments	25%	35%	40%	0%	0%	60%	185%	35%
Senior Portfolio Manager	20%	40%	40%	0%	0%	60%	185%	35%
Senior Director - Risk Management	30%	0%	70%	0%	0%	50%	170%	35%
Portfolio Manager	20%	40%	40%	0%	0%	50%	170%	30%
Director - Investments	20%	40%	40%	0%	0%	50%	170%	30%
Director - Private Investments	20%	30%	50%	0%	0%	50%	170%	30%
Director - Risk Management	30%	0%	70%	0%	0%	40%	150%	30%
Senior Associate - Investments	15%	35%	50%	0%	0%	40%	150%	20%
Senior Associate - Private Investments	15%	25%	60%	0%	0%	40%	150%	20%
Senior Associate - Risk Management	30%	0%	70%	0%	0%	40%	140%	20%
Associate - Investments	15%	30%	55%	0%	0%	35%	135%	15%
Associate - Private Investments	15%	20%	65%	0%	0%	35%	135%	15%
Associate - Risk Management	30%	0%	70%	0%	0%	35%	120%	15%
Senior Analyst - Investments	10%	20%	70%	0%	0%	30%	100%	0%
Analyst - Investments	10%	20%	70%	0%	0%	25%	75%	0%
Analyst - Risk Management	30%	0%	70%	0%	0%	25%	75%	0%
<i>Operations/Support Professionals</i>								
Senior Managing Director	20%	0%	80%	0%	0%	60%	150%	40%
Chief Technology Officer	20%	0%	80%	0%	0%	50%	100%	30%
General Counsel & Chief Compliance Officer	0%	0%	100%	0%	0%	50%	120%	30%
Senior Manager	20%	0%	80%	0%	0%	40%	90%	25%
Manager	20%	0%	80%	0%	0%	40%	80%	25%
Deal Attorney	20%	0%	80%	0%	0%	40%	80%	25%
Senior Financial Analyst	20%	0%	80%	0%	0%	30%	60%	20%

Appendix D

**Benchmarks for Entity and Asset Class/Investment Type and
Threshold, Target, and Maximum Performance Standards
(for Performance Periods beginning on or after ~~July 1, 2008~~September 1, 2010)**

**~~Performance Standards for Intermediate Term Fund
(for Performance Periods beginning on or after July 1, 2008)~~**

UPDATED TABLE 2 (7/1/0809/01/10 through 8/31/11)

Asset Class/Investment Type	Benchmark	Policy Portfolio Weights		Performance Standards		
		Total Endowment		Threshold	Target	Maximum
		Assets	ITF			
(% of Portfolio)	(% of Portfolio)					
Entity: Benchmark (Total Endowment Funds)	Policy Portfolio	n/a	n/a	+0 bps	+75 bps	+225 bps
Entity: Benchmark (Intermediate Term Fund)	Policy Portfolio	n/a	n/a	+0 bps	+50 bps	+150 bps
Investment Grade Fixed Income	Barclays Capital Global Aggregate Index	7.5%	30.0%	+0 bps	+25 bps	+62.5 bps
Real Estate	FTSE EPRA/NAREIT Developed Index	2.5%	5.0%	+0 bps	+62.5 bps	+150 bps
Natural Resources	50% Dow Jones-UBS Commodity Total Return Index and 50% MSCI World Natural Resources Index	6.5%	7.5%	+0 bps	+62.5 bps	+150 bps
Developed Country Equity	MSCI World Index with net dividends	19.5%	15.0%	+0 bps	+62.5 bps	+150 bps
Emerging Markets Equity	MSCI Emerging Markets with net dividends	12.0%	7.5%	+0 bps	+62.5 bps	+150 bps
Hedge Funds (Less Correlated & Constrained Investments)	Hedge Fund Research Indices Fund of Funds Composite Index*	30.0%	35.0%	+0 bps	+75 bps	+250 bps
Private Investments (excludes Real Estate)	Venture Economics Custom Index	20.0%	0%	+0 bps	+100 bps	+350 bps
Private Investments Real Estate	NACREIF Custom Index	2.0%	0%	+0 bps	+100 bps	+325 bps
Specific asset class benchmarks:						
Credit-Related Fixed Income	Barclays Capital Global High Yield Index			+0 bps	+37.5 bps	+100 bps
Internal Investment Grade Fixed Income	US Barclays Capital Aggregate			+0 bps	+25 bps	+50 bps

* For the Performance Period beginning 7/01/2008 through 12/31/2008, the benchmark is MSCI Investable Hedge Fund Index

UPDATED TABLE 2 (9/1/11 through 6/30/1208/31/12)

Asset Class/Investment Type	Benchmark	Policy Portfolio Weights		Performance Standards		
		Total Endowment		Threshold	Target	Maximum
		Assets	ITF			
(% of Portfolio)	(% of Portfolio)					
Entity: Benchmark (Total Endowment Funds)	Policy Portfolio	n/a	n/a	+0 bps	+75 bps	+225 bps
Entity: Benchmark (Intermediate Term Fund)	Policy Portfolio	n/a	n/a	+0 bps	+50 bps	+150 bps
Investment Grade Fixed Income	Barclays Capital Global Aggregate Index	7.5%	35.0%	+0 bps	+25 bps	+62.5 bps
Real Estate	FTSE EPRA/NAREIT Developed Index NET TRI USD	2.5%	5.0%	+0 bps	+62.5 bps	+150 bps
Natural Resources	50% Dow Jones-UBS Commodity Total Return Index and 50% MSCI World Natural Resources Index	6.5%	7.5%	+0 bps	+62.5 bps	+150 bps
Developed Country Equity	MSCI World Index with net dividends	18.5%	10.0%	+0 bps	+62.5 bps	+150 bps
Emerging Markets Equity	MSCI Emerging Markets with net dividends	12.0%	7.5%	+0 bps	+62.5 bps	+150 bps
Hedge Funds (Less Correlated & Constrained Investments)	Hedge Fund Research Indices Fund of Funds Composite Index	30.0%	35.0%	+0 bps	+75 bps	+250 bps
Private Investments (excludes Real Estate)	Venture Economics Custom Index	20.0%	0%	+0 bps	+100 bps	+350 bps
Private Investments Real Estate	NACREIF Custom Index	3.0%	0%	+0 bps	+100 bps	+325 bps
Specific asset class benchmarks:						
Credit-Related Fixed Income	Barclays Capital Global High Yield Index			+0 bps	+37.5 bps	+100 bps
Internal Investment Grade Fixed Income	US Barclays Capital Aggregate			+0 bps	+25 bps	+50 bps

UPDATED TABLE 2 (9/1/12 through 08/31/13)

Asset Class/Investment Type	Benchmark	Policy Portfolio Weights		Performance Standards		
		Total Endowment	ITF	Threshold	Target	Maximum
		Assets	(% of Portfolio)			
Entity: Benchmark (Total Endowment Funds)	Policy Portfolio	n/a	n/a	+0 bps	+75 bps	+225 bps
Entity: Benchmark (Intermediate Term Fund)	Policy Portfolio	n/a	n/a	+0 bps	+50 bps	+150 bps
Investment Grade Fixed Income	Barclays Capital Global Aggregate Index	7.5%	35.0%	+0 bps	+25 bps	+62.5 bps
Real Estate	FTSE EPRA/NAREIT Developed Index NET TRI USD	2.5%	5.0%	+0 bps	+62.5 bps	+150 bps
Natural Resources	50% Dow Jones-UBS Commodity Total Return Index and 50% MSCI World Natural Resources Index	7.5% 6.5%	7.5%	+0 bps	+62.5 bps	+150 bps
Developed Country Equity	MSCI World Index with net dividends	15.0% 18.5%	10.0%	+0 bps	+62.5 bps	+150 bps
Emerging Markets Equity	MSCI Emerging Markets with net dividends	12.0%	7.5%	+0 bps	+62.5 bps	+150 bps
Hedge Funds (Less Correlated & Constrained Investments)	Hedge Fund Research Indices Fund of Funds Composite Index	30.0%	35.0%	+0 bps	+75 bps	+250 bps
Private Investments (excludes Real Estate)	Venture Economics Custom Index	21.5% 20.0%	0%	+0 bps	+100 bps	+350 bps
Private Investments Real Estate	NACREIF Custom Index	4.0% 3.0%	0%	+0 bps	+100 bps	+325 bps
Specific asset class benchmarks:						
Credit-Related Fixed Income	Barclays Capital Global High Yield Index			+0 bps	+37.5 bps	+100 bps
Internal Investment Grade Fixed Income	US Barclays Capital Aggregate			+0 bps	+25 bps	+50 bps

Appendix E

Eligible Positions of Affected Participants

Table 3 (For the Performance Periods beginning after ~~June 30, 2011~~September 1, 2012)

Eligible Position
<i>Investment Professionals</i>
CEO & Chief Investment Officer
President & Deputy CIO
Managing Director
Managing Director - Private Investments
Senior Director, Investment
Senior Portfolio Manager
Senior Director, Risk Management
Portfolio Manager
Director, Investment
Director - Private Investments
Director, Risk Management
<i>Operations/Support Professionals</i>
Senior Managing Director
Managing Director Chief Technology Officer
General Counsel & Chief Compliance Officer
Senior Manager
Deal Attorney
Manager

11. **U. T. System Board of Regents: Approval of the Annual Budget, including the capital expenditures budget, invoiced external investment manager fees, and other external direct charges to the Funds, and the Annual Fee and Allocation Schedule for The University of Texas Investment Management Company (UTIMCO)**

RECOMMENDATION

The University of Texas Investment Management Company (UTIMCO) Board of Directors recommends that the U. T. System Board of Regents approve the proposed Annual Budget for the fiscal year ending August 31, 2013, as set forth on Pages 286 - 288, which includes the capital expenditures budget, invoiced external investment manager fees, and other external direct charges to the Funds, and the Annual Fee and Allocation Schedule as set forth on Pages 289 - 300.

BACKGROUND INFORMATION

The proposed Total Budgeted Costs consist of \$24.1 million for UTIMCO services, \$7.1 million for external noninvestment manager services such as custodial, legal, audit and consulting services, and \$59.6 million for invoiced external investment manager and performance fees associated with separate accounts, which exist only to provide customized investment guidelines and/or provide for direct custody. These Total Budgeted Costs represent only a portion of total investment costs as they exclude external manager fees paid by the funds and netted from asset values. UTIMCO will provide a comprehensive analysis to U. T. System Office of Finance of all fees paid to external investment managers. The proposed Total Budgeted Costs were approved by the UTIMCO Board on July 11, 2012.

The proposed Annual Fee and Allocation Schedule shows the allocation of the proposed budgeted expenses among U. T. System funds. The fees are to be paid quarterly.

The proposed capital expenditures budget totaling \$1.4 million is included in the total Annual Budget.

UTIMCO projects that there will be no cash reserves available to be distributed back to the U. T. System funds per the Master Investment Management Services Agreement (IMSA) between the U. T. System Board of Regents and UTIMCO.

The U. T. System Office of Finance has prepared a memorandum for the purpose of reviewing budgeted expenses, which is included as a part of this agenda item on Pages 289 - 300.

UTIMCO ANNUAL BUDGET

UTIMCO FY 2012 Forecast and FY 2012 & 2013 Budget	FY 2012		FY 2012 Forecast vs. FY 2012 Budget	FY 2013	FY 2013 Budget vs. FY 2012 Budget
(\$ in thousands)	Forecast	Budget	Over/ (Under)	Budget	Over/ (Under)
UTIMCO Services	\$15,611	\$18,299	(\$2,688)	\$24,126	\$5,827
Other Investment Related Expenses Charged to Funds *	7,019	7,576	(557)	7,139	(437)
Total	<u>\$22,630</u>	<u>\$25,875</u>	<u>(\$3,245)</u>	<u>\$31,265</u>	<u>\$5,390</u>

* Does not include any external investment manager fees

Prepared by: UTIMCO

Date: July 31, 2012

Detail of UTIMCO Services Expenses

UTIMCO Expenses (thousands \$)	FY 2012		FY 2012 Forecast vs. FY 2012 Budget	FY 2013	FY 2013 Budget vs. FY 2012 Budget
	Forecast	Budget	Over/ (Under)	Budget	Over/ (Under)
Salaries:					
Existing Salaries	\$6,993	\$7,036	(\$43)	\$7,107	\$71
Salary Increases	-	-	-	198	198
Promotions	-	-	-	118	118
Staff Additions	-	-	-	553	553
Total Salaries	\$6,993	\$7,036	(\$43)	\$7,976	\$940
Performance Compensation:					
Cash Awards	\$865	\$3,572	(\$2,707)	\$4,491	\$919
Deferrals - Regular	1,842	1,675	167	2,226	551
Deferrals - Extraordinary	-	-	-	2,700	2,700
Earnings	158	143	15	419	276
Total Performance Compensation	\$2,865	\$5,390	(\$2,525)	\$9,836	\$4,446
All Other	5,753	5,873	(120)	6,314	441
Total	\$15,611	\$18,299	(\$2,688)	\$24,126	\$5,827

UTIMCO Management Fee and Direct Budgeted Investment Expenses
Annual Fee and Allocation Schedule
For the fiscal year ending August 31, 2013

<u>Proposed Budget</u>	Fund Name						Separate Funds	Total
	PUF	PHF	LTF	GEF	ITF	STF		
Market Value 2/29/12 (\$ millions)	12,971	981	6,048	PHF LTF 7,029 (2)	4,826	1,544	918	27,288
UTIMCO Management Fee								
Dollars (thousands)	12,158	1,102	6,798		4,068			24,126
Basis Points	9.4	11.2	11.2	0	8.4	0	0	8.8
Direct Expenses to the Fund, excluding UT System Direct Expenses to the Fund								
<u>Dollars (thousands)</u>								
Other Direct Costs	3,225	19	21	2,069	1,805			7,139
External Management Fees - AUM	20,424	0	0	11,314	9,730	N/A (1)		41,468
External Management Fees - Performance	9,528	0	0	5,314	3,267			18,109
Total Dollars	33,177	19	21	18,697	14,802		0	66,716
<u>Basis Points</u>								
Other Direct Costs	2.5	0.2	0.0	2.9	3.7	0	0	2.6
External Management Fees - AUM	15.7	-	-	16.1	20.2	N/A (1)		15.2
External Management Fees - Performance	7.3	-	-	7.6	6.8			6.6
Total Basis Points	25.5	0.2	0.0	26.6	30.7	N/A (1)		24.4
UT System Direct Expenses to the Fund								
<u>Dollars (thousands)</u>								
UT System Fees for Endowment Admin & Mgmt	0	0	13,571	0	0	0	0	13,571
UT System Oversight Fees	207	17	98	0	78	0	0	400
UT System PUF Lands	8,879	0	0	0	0	0	0	8,879
Total Dollars	9,086	17	13,669	0	78	0	0	22,850
Total Basis Points	7.0	0.2	22.6	0	0.2	0	0	8.4

(1) Income is net of fees

(2) Pooled Fund for the collective investment of the PHF and LTF

Prepared by: UTIMCO

Date: July 31, 2012

Fiscal Year 2013

Review of UTIMCO Services Budget and Other Budgeted Investment Management Expenses

The University of Texas System Office of Finance

Presented by:

Terry Hull – Associate Vice Chancellor for Finance

July 20, 2012

*REVISED based on information provided by UTIMCO staff following
UTIMCO Board approval on July 11, 2012*

Fiscal Year 2013 Review of UTIMCO Services Budget and Other Budgeted Investment Management Expenses

Table of Contents

	Page
Contents	
Executive Summary	2
Budget Analysis and Trends	3
Table 1: Total Budgeted Costs Trend FY08-FY13	3
Table 2: FY12 Forecast and FY13 Budget Overview	4
Direct Costs to Funds	5
UTIMCO Services Budget.....	6
Table 3: UTIMCO Compensation and Headcount FY08-FY13.....	7
Table 4: UTIMCO Lease Expenses FY08-FY13	8
UTIMCO Capital Expenditures	8
Table 5: UTIMCO Capital Expenditures FY08-FY13	8
 EXHIBIT A.....	 9
Total Budgeted Costs FY12-FY13	9
EXHIBIT B.....	10
Total Budgeted Costs FY08-FY13	10
EXHIBIT C.....	11
UTIMCO Reserve Analysis for August 31, 2012.....	11

Executive Summary

This report reviews the UTIMCO Services budget and other budgeted investment management expenses (“Direct Costs to Funds”) for fiscal year 2013 that the UTIMCO Board considered on July 11, 2012 and the U. T. System Board of Regents will consider at its August 2012 annual meeting. The UTIMCO Services budget includes corporate expenses paid directly by UTIMCO. The Direct Costs to Funds budget includes external investment manager fees paid directly by UTIMCO and other costs related to custody, consulting, corporate legal, audit, and risk measurement. The proposed budget for FY13 is:

	FY13 <u>(\$ millions)</u>
• Direct Costs to Funds: External Investment Manager Fees	\$ 59.6
• UTIMCO Services Budget	24.1
• Direct Costs to Funds: Other Costs	<u>7.1</u>
Total Budgeted Costs	<u>\$ 90.8</u>

The Total Budgeted Costs excludes external manager fees that are paid by the funds and netted from asset values. The total investment costs for UTIMCO managed funds, comprising Investment Manager Fees paid directly and fees netted against asset values, are reviewed in a separate report.

Highlights:

- **Total Budgeted Costs for FY13:** The FY13 budget is \$90.8 million, a 16% increase from the FY12 budget. The increase is partially due to FY12 performance compensation that is being deferred into FY13 in accordance with provisions of the UTIMCO Compensation Program.
- **Total Forecasted Costs for FY12:** Total forecasted costs for FY12 are projected at \$60.9 million, or 22% under the FY12 budget. The decrease is due primarily to lower external management fees in addition to the performance compensation deferral.
- **The Total Direct Costs to Funds budget consists primarily of external investment manager fees.** The FY13 budget of \$66.7 million for direct fund costs is up 11% from the FY12 budget. The increase is due to higher budgeted external management performance fees, due in part to the addition of several new managers.
- **The UTIMCO Services Budget: The FY13 budget is \$24.1 million** for the “operating” budget of UTIMCO, a 32% increase from the FY12 budget. The increase in the Services Budget is 97% attributable to increases in Employee Related Expenses.
- **Compensation: Compensation-related expenses represent approximately 82% of the UTIMCO Services Budget.** Aggregate salaries for FY13 are budgeted to be up 14% from the FY12 budget. Budgeted salaries for FY13 include a 4% increase for existing staff (including promotions) and seven open positions. Budgeted performance compensation for FY 2013 reflects significant increases due in part to the deferral of \$2.7 million of FY 2012 performance compensation into FY13 due to negative endowment returns for the performance period ending June 30, 2012. Excluding the impact of the deferral, aggregate performance compensation in FY13 is budgeted to increase \$1.4 million (28%) from the FY12 budget due to salary increases, additional staff, and increases in maximum performance incentive awards.
- **UTIMCO Reserves:** UTIMCO staff projects that UTIMCO will have no cash reserves available to be distributed at fiscal year-end 2012. We concur with UTIMCO staff in recommending that no distribution of reserves be made at this time.

Budget Analysis and Trends

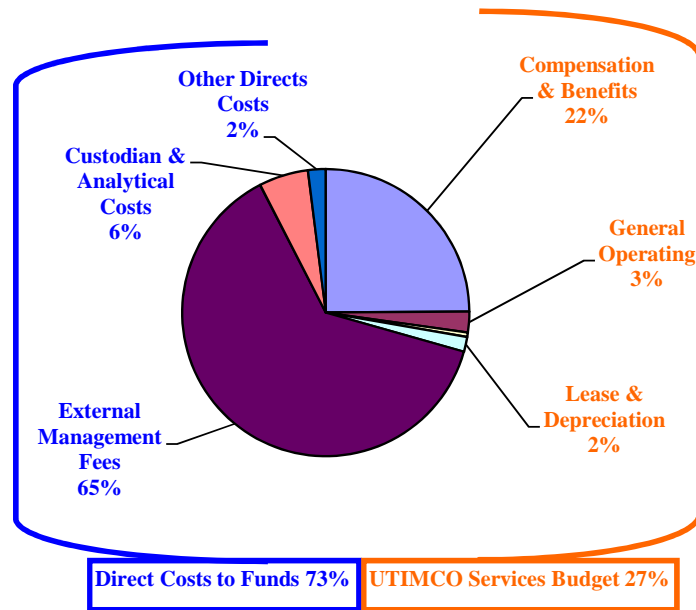
UTIMCO proposes Total Budgeted Costs for FY13 of \$90.8 million. Table 1 shows the Total Budgeted Costs (Direct Costs to Funds and UTIMCO Services Budget) as a percent of average Assets Under Management (AUM) since FY08.

Table 1: Total Budgeted Costs Trend FY08-FY13 (\$ millions)

	FY08	FY09	FY10	FY11	Projected FY12	Budget FY13
Average Total Assets Under Management (AUM) *	23,359	21,864	21,750	24,840	26,822	26,822
% Change in AUM	6%	-6%	-1%	14%	8%	0%
Direct Costs to Funds	35.1	37.8	50.4	57.1	45.3	66.7
% Change in Direct Costs to Funds	-33%	8%	33%	13%	-21%	47%
Direct Costs to Funds % of AUM	0.15%	0.17%	0.23%	0.23%	0.17%	0.25%
UTIMCO Services Budget	13.9	15.1	16.6	18.2	15.6	24.1
% Change in UTIMCO Services Budget	23%	9%	10%	9%	-14%	55%
UTIMCO Services Budget % of AUM	0.06%	0.07%	0.08%	0.07%	0.06%	0.09%
Total Budgeted Costs	49.0	52.9	67.0	75.3	60.9	90.8
% Change in Total Budgeted Costs	-23%	8%	27%	12%	-19%	49%
Total Budgeted Costs % of AUM	0.21%	0.24%	0.31%	0.30%	0.23%	0.34%

* The FY12 and FY13 values are based on average AUM at May 2012.

**FY 2013 Total Budgeted Costs
\$90.8 million**



The pie chart above shows the breakdown of Total Budgeted Costs. The UTIMCO Services Budget represents 27% of the total budget, with Compensation & Benefits being the largest component. Direct

Costs to Funds include External Management Fees (including performance fees) paid directly, Custodian & Analytical Costs, and Other Direct Costs. External Management Fees represent the largest component of the total budget at 65%. UTIMCO retains external managers for approximately 90% of the AUM, however most of the management fees are not paid directly, instead the fees are netted against asset values. UTIMCO staff directly manage the remaining approximately 10% of assets as well as an internal derivatives portfolio.

Table 2 compares the Total Budgeted Costs for FY12 and FY13. Refer to Exhibits A and B for a detailed budget comparison for FY12-FY13 and budget trend for FY08-FY13.

Table 2: FY12 Forecast and FY13 Budget Overview

	FY12				FY13			
	\$ Budget	\$ Projected	\$ Change vs FY12 Budget	% Change vs FY12 Budget	\$ Budget	\$ Change vs FY12 Projected	% Change vs FY12 Projected	% Change vs FY12 Budget
UTIMCO Services Budget	18,298,701	15,611,048	-2,687,653	-14.69%	24,125,675	8,514,627	54.54%	31.84%
Direct Costs to Funds	60,194,059	45,304,228	-14,889,831	-24.74%	66,715,586	21,411,359	47.26%	10.83%
Total Budgeted Costs	78,492,760	60,915,275	-17,577,485	-22.39%	90,841,261	29,925,986	54.39%	15.73%

FY12 Forecast versus FY12 Budget: UTIMCO staff projects FY12 Total Budgeted Costs will be \$60.9 million, \$17.6 million (22%) under the FY12 budget of \$78.5 million. Of the expected decrease, \$14.3 million is due to lower external manager fees with the balance of the decrease due to the deferral of performance compensation from FY12 to FY13.

- UTIMCO Services corporate expenses are projected to be slightly under budget by \$2.7 million, due to the deferral of a portion of performance compensation as a result of negative investment returns.
 - Salaries and other employee related expenses are expected to be \$2.6 million (19%) under budget.
 - Online data service expenses are projected to be \$110k (14.9%) over budget.
 - Corporate legal expenses are expected to be \$64k (37%) under budget.
- Direct Costs to Funds are projected to be under budget by \$14.9 million (25%) primarily due to lower than expected external management fees.
 - External management fees are estimated to be \$9.3 million (22%) under budget and manager performance fees are anticipated to be \$5.1 million (47%) under budget in FY12. This is driven almost entirely by lower than expected/budgeted investment performance.
 - Foreign tax consultant fees are projected to be \$63k (14%) over budget.
 - Investment legal fees are projected to be \$260k (28%) under budget due to fewer investments being made than expected/budgeted.
- Capital Expenditures are forecasted at \$118k (74%) more than budget, for technology and software upgrades.

FY13 Proposed Budget: The proposed \$90.8 million Total Budgeted Costs for FY13 is 16% higher than the approved FY12 budget with \$2.7 million of the increase attributable to the deferral of FY 2012 performance compensation.

- FY13 Direct Costs to Funds of \$66.7 million are budgeted to increase 11% versus budgeted costs for FY12 primarily due to higher external management performance fees related to new managers with higher potential performance fees in FY13.
- UTIMCO Services costs for FY13 are budgeted to be \$24.1 million, an increase of 32% over FY12 budgeted costs primarily due to additional staff, higher maximum incentive awards, higher overall salaries, the deferral of FY12 performance compensation to FY13 and the vesting of previously deferred compensation, which compounds at the rate of return of the endowments.
- Capital Expenditures are budgeted at \$1.35 million, an increase of 384%, as UTIMCO undertakes many new projects recommended by its new Chief Technology Officer. The Capital Expenditures will comprise expansion of software and technology upgrades, document management and other ongoing expenses.

Direct Costs to Funds

Direct Costs to Funds for FY13 are projected at \$66.7 million.

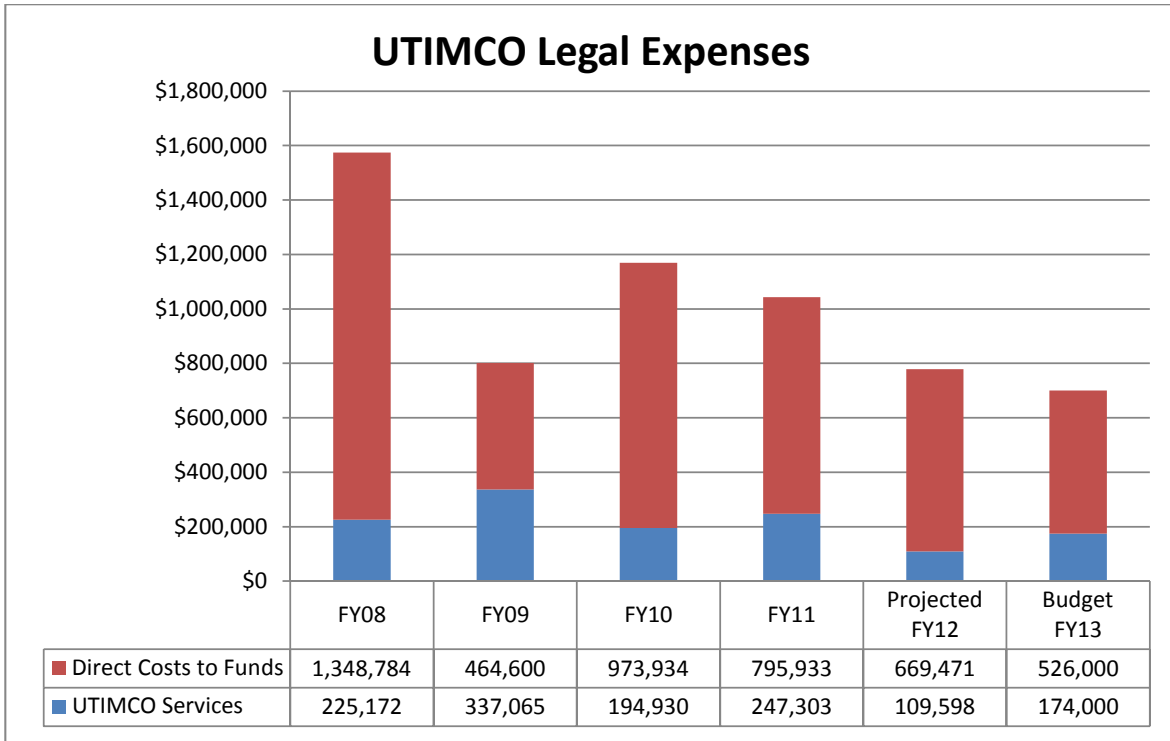
External Management and Performance Fees paid to external managers are the largest component of the overall budget. These fees, projected at \$38.3 million in FY12 and budgeted at \$59.6 million for FY13, represent 89% of all Direct Costs to Funds and 66% of Total Budgeted Costs for FY13. Although UTIMCO staff estimates external management and performance fees using each manager's fee structure and current asset base, these fees are difficult to forecast and budget due to the uncertainty of individual manager performance. Projected external manager fees in FY12 reflect investment performance less than what was budgeted, impacting both assets under management and performance fees.

Custodian and Analytical Costs: Custodian fees for FY12 are projected at \$4.1 million, 8.5% under budget. Custodian fees are down slightly over budget due to a fee reduction implemented during the year. Performance measurement expenses paid in FY12 are projected to be \$429k and the budget for FY13 is \$513k.

Risk Measurement: Risk measurement expenses charged to the funds are expected to be 3% under budget at \$307k for FY12 and budgeted at \$316k for FY13.

Auditing expenses in FY12 of \$372k funded external auditors and U. T. System Audit Office fees. Audit expenses are budgeted at \$465k for FY13 reflecting a cost increase from Deloitte and Touche and an increase in System audit requirements for FY13.

Legal: The chart on page 6 shows the trend in UTIMCO Services (corporate) legal fees and direct legal expenses charged to the funds since FY08. Legal fees paid directly by the funds in FY12 are projected to be \$669k (28% under budget). Direct legal fees are budgeted for FY13 at \$526k, a further 21% decrease that will be offset by the anticipated hiring of an additional internal legal position. Overall, legal expenses have been down since FY08.



UTIMCO Services Budget

For FY12, total personnel-related expenses including employee benefits account for 78% of the UTIMCO Services budget (18% of Total Budgeted Costs). Trends in staffing and total compensation in relation to assets are shown in Table 3 on the next page. Highlights from Table 3 include:

- Staffing has been steady from FY08 to FY12 but is expected to increase by 12% in FY 2013.
- Average AUM per employee has grown approximately 3% annually from FY08 to FY12.
- Aggregate salaries for FY12 are projected to be 30% above FY08 levels.
- Given the deferral of a significant portion of FY12 incentive compensation, projected incentive compensation for FY12 reflects a 1% decrease compared to FY08, and total compensation for FY 12 is projected to be 17% above FY08 levels.
- Total compensation has increased from \$8.4 million in FY08 to \$15.1 million budgeted for FY13 excluding the \$2.7 million incentive compensation deferred from FY12.
- Total compensation per employee has increased 10% (annualized) since FY08 to \$229k budgeted in FY13, excluding the impact of the FY12 incentive deferral into FY 2013.

Table 3: UTIMCO Compensation and Headcount FY08-FY13

	FY08	FY09	FY10	FY11	Projected FY12	% Change Since FY08 (annual)	Budget FY13	% Change From FY12
Employees (as of year end)	58	57	57	54	59	0%	66	12%
Average Total AUM (\$ millions)	23,359	21,864	21,750	24,840	26,822	4%	26,822	0%
Average AUM/Employee (\$ millions)	403	384	382	460	455	3%	406	-11%
Salaries and Wages (\$)	5,377,233	6,443,360	6,454,270	6,422,656	6,992,739	7%	7,976,326	14%
Performance Compensation (\$)	3,016,393	3,245,765	4,490,396	6,290,993	2,865,336	-1%	9,835,675	243%
Total Compensation (\$)	8,393,626	9,689,125	10,944,666	12,713,650	9,858,075	4%	17,812,001	81%
Total Compensation per Employee (\$)	144,718	169,985	192,012	235,438	167,086	4%	269,879	62%
Perf. Comp. as % of Salaries	56%	50%	70%	98%	41%		123%	
Perf. Comp. as % of Total Comp.	36%	33%	41%	49%	29%		55%	

Staffing: The FY12 budget was based on staffing of 57 employees; actual staffing is projected to be 59 employees at fiscal year-end 2012. The FY13 budget is based on staffing of 66 employees.

Personnel-related Expenses:

- **Salaries and Wages** are projected to be \$7.0 million in FY12, \$42k (1%) under budget, and are budgeted at \$8.0 million in FY13 due in part to several new positions. Budgeted salaries for FY13 include a 4% increase for existing staff (including promotions) and seven open positions.
- **Performance Compensation** for FY12 based on performance year-to-date (including deferred incentive compensation earned in prior years and related income) is forecast to be \$2.5 million under budget, or 48%, due to negative endowment returns that result in a significant portion of performance compensation being deferred to FY13. The FY13 budget of \$9.8 million in performance compensation is 82% higher than budgeted FY12 performance compensation due primarily to the extraordinary deferral but also reflects salary increases, additional staff, and increases in maximum performance incentive awards.
- **Employee Benefits** are expected to be largely unchanged from FY12 budget to projections. Employee Benefits costs are budgeted to increase 14% to \$1.3 million in FY13.

General Operating Expenses (non-employee) are forecast to be largely unchanged from budget for FY12 at \$4.0 million. General operating expenses, including office expenses, lease expenses, insurance, and accounting fees for FY13 are budgeted to increase 5%.

Lease Expenses: Table 4 shows that lease expenses have stabilized in recent years since UTIMCO's move in FY06 and addition of lease space in FY08. Total net lease expenses are approximately \$1 million annually.

Table 4: UTIMCO Lease Expenses FY08-FY13

	FY08	FY09	FY10	FY11	Projected FY12	Budget FY13
Property Lease	\$499,823	\$518,373	\$518,373	\$518,373	\$518,373	\$518,373
Operating Expenses	\$515,296	\$515,848	\$538,894	\$468,651	\$511,248	\$519,104
Parking Expenses	\$100,007	\$96,847	\$107,940	\$111,911	\$112,978	\$113,100
Other Expenses	\$10,473	\$1,461	\$8,969	\$6,900	\$6,675	\$6,720
Amortization (Deferred Rent Credit)	(\$150,679)	(\$170,344)	(\$170,344)	(\$170,344)	(\$170,344)	(\$170,345)
Total Lease Expenses (net)	\$974,920	\$962,185	\$1,003,832	\$935,490	\$978,930	\$986,952

UTIMCO Capital Expenditures

The trend for Capital Expenditures for FY08-FY13 is summarized in Table 5. In FY12, total capital expenditures are forecasted to be \$279k, with the largest increase from expanding remote access capabilities. The Chief Technology Officer, hired in March 2012, has identified several key initiatives including document management, disaster recovery efforts, and upgrading video conferencing and phone systems that will greatly increase capital expenditure in FY13.

Table 5: UTIMCO Capital Expenditures FY08-FY13

	FY08	FY09	FY10	FY11	Projected FY12	Budget FY13
Ongoing: Technology and Software Upgrades	\$139,860	\$113,502	\$48,169	\$122,048	\$38,726	\$110,000
Ongoing: Office Equipment and Fixtures	\$18,498	\$22,672	\$32,168	\$43,700	\$20,000	\$20,000
Expansion: Technology and Software Upgrades	\$7,490	\$0	\$0	\$0	\$150,000	\$850,000
Expansion: Office Equipment and Fixtures	\$152,864	\$0	\$0	\$0	\$0	\$120,000
Expansion: Leasehold Improvements (net)	\$166,453	\$0	\$0	\$0	\$0	\$0
Expansion: Remote Access & Disaster Recovery	\$0	\$0	\$0	\$0	\$70,000	\$80,000
Expansion: Document Management	\$0	\$0	\$0	\$0	\$0	\$170,000
Total Capital Expenditures (net)	\$485,165	\$136,174	\$80,337	\$165,748	\$278,726	\$1,350,000

EXHIBIT A

	Total Budgeted Costs FY12-FY13								
	FY12		Change from FY12 Budget		FY13		Change from FY12 Projected		Change from FY12 Budget
	Budget	Projected	\$	%	Budget	\$	%	%	
UTIMCO Services									
Salaries and Wages + Vacation	7,035,600	6,992,739	(42,861)	-0.6%	7,976,326	983,587	14.1%	13.4%	
Performance Compensation + Earnings	5,389,694	2,865,336	(2,524,358)	-46.8%	9,835,675	6,970,339	243.3%	82.5%	
Total Compensation	12,425,294	9,858,075	(2,567,219)	-20.7%	17,812,001	7,953,926	80.7%	43.4%	
Total Payroll taxes	563,379	465,004	(98,375)	-17.5%	691,706	226,702	48.8%	22.8%	
403(b) Contributions	532,491	515,395	(17,096)	-3.2%	612,659	97,264	18.9%	15.1%	
Group Health, Dental, AD&D, Life, LTD	559,593	574,264	14,671	2.6%	636,067	61,802	10.8%	13.7%	
Employee Benefits	1,092,084	1,089,659	(2,425)	-0.2%	1,248,726	159,066	14.6%	14.3%	
On-Line Data & Contract Services	1,078,548	1,169,779	91,231	8.5%	1,237,932	68,153	5.8%	14.8%	
Recruiting and Relocation Expenses	75,000	78,005	3,005	4.0%	30,000	(48,005)	-61.5%	-60.0%	
Travel	550,000	554,531	4,531	0.8%	600,000	45,469	8.2%	9.1%	
Phone and Telecommunications	76,380	77,207	827	1.1%	77,470	263	0.3%	1.4%	
Computer & Office Supplies	88,740	86,047	(2,693)	-3.0%	78,500	(7,547)	-8.8%	-11.5%	
Employee Education	51,360	41,365	(9,995)	-19.5%	52,464	11,099	26.8%	2.1%	
Repairs/Maintenance	168,084	161,453	(6,631)	-3.9%	174,996	13,543	8.4%	4.1%	
BOD Meetings	12,000	11,908	(92)	-0.8%	12,000	92	0.8%	0.0%	
Other Operating Expenses	49,260	54,188	4,928	10.0%	57,028	2,840	5.2%	15.8%	
Total General Operating	2,149,372	2,234,482	85,110	4.0%	2,320,390	85,908	3.8%	8.0%	
Total Lease Expense	963,472	978,929	15,457	1.6%	986,952	8,023	0.8%	2.4%	
Invest., Hiring & Board Consultants	30,000	30,000	0	0.0%	30,000	0	0.0%	0.0%	
Legal Expenses	174,000	109,598	(64,402)	-37.0%	174,000	64,402	58.8%	0.0%	
Compensation Consultant	55,200	60,750	5,550	10.1%	16,500	(44,250)	-72.8%	-70.1%	
Accounting fees	40,500	52,850	12,350	30.5%	40,500	(12,350)	-23.4%	0.0%	
Total Professional Fees	299,700	253,198	(46,502)	-15.5%	261,000	7,802	3.1%	-12.9%	
Property/Liability Package	12,000	10,960	(1,040)	-8.7%	12,000	1,040	9.5%	0.0%	
Umbrella Policy	4,500	4,509	9	0.2%	4,500	(9)	-0.2%	0.0%	
Workers Compensation	21,000	15,271	(5,729)	-27.3%	19,500	4,229	27.7%	-7.1%	
Business Auto	900	861	(39)	-4.3%	900	39	4.5%	0.0%	
Commercial Bonding Policy	24,000	15,242	(8,758)	-36.5%	15,000	(242)	-1.6%	-37.5%	
Prof., D&O & Emp. Practices Liability	168,000	152,800	(15,200)	-9.0%	153,000	200	0.1%	-8.9%	
Total Insurance	230,400	199,643	(30,757)	-13.3%	204,900	5,257	2.6%	-11.1%	
Depreciation of Equipment	575,000	532,057	(42,943)	-7.5%	600,000	67,943	12.8%	4.3%	
Total UTIMCO Services	18,298,701	15,611,048	(2,687,653)	-14.7%	24,125,675	8,514,627	54.5%	31.8%	
Direct Costs to Funds									
External Management Fees	41,849,744	32,572,626	(9,277,118)	-22.2%	41,467,849	8,895,223	27.3%	-0.9%	
External Performance Fees	10,768,047	5,712,084	(5,055,963)	-47.0%	18,108,967	12,396,883	217.0%	68.2%	
External Management/Performance Fees	52,617,791	38,284,710	(14,333,081)	-27.2%	59,576,816	21,292,106	55.6%	13.2%	
Custodian Fees and Other Direct Costs	4,487,507	4,104,305	(383,202)	-8.5%	4,029,043	(75,261)	-1.8%	-10.2%	
Performance Measurement	480,100	428,546	(51,554)	-10.7%	513,087	84,541	19.7%	6.9%	
Analytical Tools	343,322	356,380	13,058	3.8%	391,665	35,285	9.9%	14.1%	
Risk Measurement	315,500	307,000	(8,500)	-2.7%	315,500	8,500	2.8%	0.0%	
Custodian and Analytical Costs	5,626,428	5,196,231	(430,198)	-7.6%	5,249,295	53,065	1.0%	-6.7%	
Consultant Fees	456,690	519,332	62,642	13.7%	560,650	41,318	8.0%	22.8%	
Auditing	296,000	371,779	75,779	25.6%	465,000	93,221	25.1%	57.1%	
Controls Assessment (Sarbanes-Oxley)	0	0	0	N/A	0	0	N/A	N/A	
Printing	0	0	0	N/A	0	0	N/A	N/A	
Legal Fees	929,500	669,471	(260,029)	-28.0%	526,000	(143,471)	-21.4%	-43.4%	
Background Searches & Other	267,650	262,705	(4,945)	-1.8%	337,825	75,120	28.6%	26.2%	
Other Direct Costs Total	1,949,840	1,823,287	(126,553)	-6.5%	1,889,475	66,188	3.6%	-3.1%	
Total Direct Costs to Funds	60,194,059	45,304,228	(14,889,831)	-24.7%	66,715,586	21,411,359	47.3%	10.8%	
Total Budgeted Costs	78,492,760	60,915,275	(17,577,485)	-22.4%	90,841,261	29,925,986	49.1%	15.7%	

Fiscal Year 2013 Review of UTIMCO Services Budget and Other Budgeted Investment Management Expenses
Prepared by the U. T. System Office of Finance
July 20, 2012

9

EXHIBIT B

	Total Budgeted Costs FY08-FY13					
	FY08	FY09	FY10	FY11	FY12	FY13
	Actual	Actual	Actual	Actual	Projected	Budget
UTIMCO Services						
Salaries and Wages + Vacation	5,377,233	6,443,360	6,454,270	6,422,656	6,992,739	7,976,326
Performance Compensation + Earnings	3,016,393	3,245,765	4,490,396	6,290,993	2,865,336	9,835,675
Total Compensation	8,393,626	9,689,126	10,944,666	12,713,650	9,858,075	17,812,001
Total Payroll taxes	394,313	449,846	479,799	492,963	465,004	691,706
403(b) Contributions	404,671	478,096	487,207	485,227	515,395	612,659
Group Health, Dental, AD&D, Life, LTD	510,154	602,258	617,525	585,957	574,264	636,067
Employee Benefits	914,825	1,080,354	1,104,733	1,071,185	1,089,659	1,248,726
On-Line Data & Contract Services	851,499	894,096	965,058	1,003,058	1,169,779	1,237,932
Recruiting and Relocation Expenses	108,198	16,697	2,594	15,210	78,005	30,000
Travel	515,494	290,632	470,600	391,104	554,531	600,000
Phone Equipment and Charges	38,400	72,014	77,524	69,072	77,207	77,470
Computer & Office Supplies	140,512	93,136	89,027	80,768	86,047	78,500
Employee Education	20,311	6,230	37,381	30,159	41,365	52,464
Repairs/Maintenance	179,217	188,875	181,288	182,535	161,453	174,996
BOD Meetings	58,615	12,760	8,793	25,609	11,908	12,000
Other Operating Expenses	40,748	29,426	60,097	52,400	54,188	57,028
Total General Operating	1,952,993	1,603,865	1,892,362	1,849,914	2,234,482	2,320,390
Total Lease Expense	974,920	962,184	1,003,831	935,490	978,929	986,952
Invest., Hiring & Board Consultants	30,000	30,000	30,000	30,000	30,000	30,000
Legal Expenses	225,172	337,065	194,930	247,303	109,598	174,000
Compensation Consultant	146,455	99,650	56,400	14,500	60,750	16,500
Accounting fees	53,414	41,035	33,135	38,950	52,850	40,500
Total Professional Fees	455,041	507,750	314,465	330,753	253,198	261,000
Property/Liability Package	15,100	12,372	11,924	10,932	10,960	12,000
Umbrella Policy	4,977	4,454	4,459	4,464	4,509	4,500
Workers Compensation	17,315	16,653	20,210	20,794	15,271	19,500
Business Auto	811	836	851	861	861	900
Commercial Bonding Policy	39,785	33,839	30,729	23,836	15,242	15,000
Prof., D&O & Emp. Practices Liability	164,300	172,064	179,953	166,439	152,800	153,000
Total Insurance	242,288	240,217	248,125	227,325	199,643	204,900
Depreciation of Equipment	556,450	590,929	579,925	552,739	532,057	600,000
Total UTIMCO Services	13,884,456	15,124,270	16,567,904	18,174,018	15,611,048	24,125,675
Direct Costs to Funds						
External Management Fees	20,767,775	15,656,987	23,886,540	32,664,372	32,572,626	41,467,849
External Performance Fees	8,087,324	17,129,808	20,802,785	16,698,308	5,712,084	18,108,967
External Management/Performance Fees	28,855,099	32,786,795	44,689,325	49,362,680	38,284,710	59,576,816
Custodian Fees and Other Direct Costs	1,771,313	1,918,015	2,277,038	4,452,927	4,104,305	4,029,043
Performance Measurement	459,962	417,322	405,838	408,525	428,546	513,087
Analytical Tools	370,497	347,713	351,642	342,534	356,380	391,665
Risk Measurement	491,986	416,416	377,458	292,000	307,000	315,500
Custodian and Analytical Costs	3,093,758	3,099,466	3,411,976	5,495,986	5,196,231	5,249,295
Consultant Fees	736,654	567,125	485,625	554,891	519,332	560,650
Auditing	829,938	733,097	692,093	677,000	371,779	465,000
Controls Assessment (Sarbanes-Oxley)	0	0	0	0	0	0
Printing	152,719	132,932	0	0	0	0
Legal Fees	1,348,784	464,600	973,934	795,933	669,471	526,000
Background Searches & Other	50,512	35,107	134,673	231,403	262,705	337,825
Other Direct Costs Total	3,118,607	1,932,861	2,286,325	2,259,227	1,823,287	1,889,475
Total Direct Costs to Funds	35,067,464	37,819,122	50,387,626	57,117,893	45,304,228	66,715,586
Total Budgeted Costs	48,951,921	52,943,394	66,955,530	75,291,911	60,915,275	90,841,261

EXHIBIT C**UTIMCO Reserve Analysis for August 31, 2012**

Projected Cash Reserves at August 31, 2012		
Cash		7,885,171
Prepaid Expenses		377,694
Less: Accounts Payable (Includes incentive compensation & earnings payable)		<u>(2,066,985)</u>
Expected Cash Reserves at August 31, 2012		<u>\$ 6,195,879</u>
FY13 Proposed Operating Budget	24,125,675	
Applicable Percentage	25%	6,031,419
FY13 Proposed Capital Expenditures	1,350,000	<u>1,350,000</u>
Required Cash Reserves at August 31, 2012		<u>\$ 7,381,419</u>
Balance Available for Distribution		\$ (1,185,540)
Recommended Distribution		\$ -



TABLE OF CONTENTS FOR ACADEMIC AFFAIRS COMMITTEE

Committee Meeting: 8/22/2012

Board Meeting: 8/23/2012
Austin, Texas

R. Steven Hicks, Chairman
Robert L. Stillwell, Vice Chairman
Paul L. Foster
Wallace L. Hall, Jr.
Brenda Pejovich

	Committee Meeting	Board Meeting	Page
Convene	<i>1:00 p.m.</i> <i>Chairman Hicks</i>		
1. U. T. System Board of Regents: Review of Consent Agenda items, if any, referred for Committee consideration	<i>1:00 p.m.</i> Action	Action	303
2. U. T. Arlington: Proposed honorific naming of the Practice Facility within the College Park Center as the Carrizo Oil & Gas Practice Facility	<i>1:04 p.m.</i> Action <i>President Spaniolo</i> <i>Dr. Safady</i>	Action	304
3. U. T. San Antonio: Proposed honorific naming of the Science Building as the Peter T. Flawn Building and appointment of Dr. Flawn as President Emeritus	<i>1:07 p.m.</i> Action <i>President Romo</i> <i>Dr. Safady</i>	Action	305
4. U. T. Arlington: Approval of expansion of preliminary planning authority for a Ph.D. in Geosciences in collaboration with U. T. Dallas	<i>1:11 p.m.</i> Action <i>President Spaniolo</i> <i>Dr. Reyes</i>	Action	306
5. U. T. Pan American: Approval to expand preliminary planning authority to include a Ph.D. in Developmental Education	<i>1:14 p.m.</i> Action <i>President Nelsen</i> <i>Dr. Reyes</i>	Action	307
6. U. T. Austin: Approval to establish a Ph.D. degree in African and African Diaspora Studies	<i>1:18 p.m.</i> Action <i>President Powers</i> <i>Dr. Reyes</i>	Action	308
7. U. T. Austin: Approval to establish a Ph.D. degree program in Statistics	<i>1:22 p.m.</i> Action <i>President Powers</i> <i>Dr. Reyes</i>	Action	310

	Committee Meeting	Board Meeting	Page
8. U. T. El Paso: Approval to establish M.S. and Ph.D. degree programs in Biomedical Engineering	1:27 p.m. Action <i>President Natalicio Dr. Reyes</i>	Action	312
9. U. T. Tyler: Approval to establish a Doctor of Nurse Practice degree	1:32 p.m. Action <i>President Mabry Dr. Reyes</i>	Action	315
10. U. T. System Board of Regents: Authorization for KUT Radio at U. T. Austin to purchase KXBT-FM Radio from Border Media Business Trust, a Delaware common law trust	1:36 p.m. Action <i>President Powers Dr. Reyes</i>	Action	318
11. U. T. Permian Basin: Approval of proposed 2012 Campus Master Plan	1:41 p.m. Action <i>President Watts Mr. O'Donnell</i>	Action	320
12. U. T. Permian Basin: Approval to rename the Center for Energy and Economic Diversification (CEED) Campus as The University of Texas of the Permian Basin Midland Campus	1:46 p.m. Action <i>President Watts Dr. Safady</i>	Action	321
13. U. T. System: Discussion on academic leadership matters related to blended and online education at U. T. Austin	1:52 p.m. Report/Discussion <i>President Powers Dr. Reyes</i>	Not on Agenda	322
14. U. T. System: Student Advisory Council follow-up	2:07 p.m. Report <i>Chairman Hicks</i>	Not on Agenda	322
Adjourn	2:15 p.m.		

1. **U. T. System Board of Regents: Review of Consent Agenda items, if any, referred for Committee consideration**

(The proposed Consent Agenda is at the end of the book.)

2. **U. T. Arlington: Proposed honorific naming of the Practice Facility within the College Park Center as the Carrizo Oil & Gas Practice Facility**

RECOMMENDATION

The Chancellor concurs in the recommendation of the Executive Vice Chancellor for Academic Affairs, the Vice Chancellor for External Relations, and President Spaniolo that the U. T. System Board of Regents approve the proposed honorific naming of the Practice Facility within the College Park Center as the Carrizo Oil & Gas Practice Facility to recognize the \$5 million philanthropic contribution that Carrizo Oil & Gas, Inc. has made to U. T. Arlington.

BACKGROUND INFORMATION

College Park Center is a \$78 million, 7,000 seat special events arena that opened in February 2012. It is a true multipurpose facility, serving not only as the home of Maverick sports such as men's and women's basketball and women's volleyball, but also as the primary venue for graduation, convocations, and distinguished lecture series.

The Practice Facility within the College Park Center is a 15,900 square foot building housing two gymnasiums with an NCAA regulation basketball court in each. It will serve as the practice site for the U. T. Arlington Mavericks women's volleyball and basketball and men's basketball teams, as well as for the spirit groups (cheerleaders and dance team). The facility will also be used for athletic banquets, pep rallies, commencement activities, and youth camps.

Carrizo Oil & Gas, Inc., is a Houston-based energy company actively engaged in the exploration, development, exploitation, and production of oil and natural gas. Carrizo is the production company currently developing 22 wells on the U. T. Arlington campus. The company has worked closely with U. T. Arlington and the City of Arlington to develop the campus' natural resources.

The proposed naming is consistent with the Regents' *Rules and Regulations*, Rule 80307, relating to the honorific naming of facilities. This honorific naming request is made to recognize the philanthropic commitment of Carrizo Oil.

3. **U. T. San Antonio: Proposed honorific naming of the Science Building as the Peter T. Flawn Building and appointment of Dr. Flawn as President Emeritus**

RECOMMENDATION

The Chancellor concurs in the recommendation of the Executive Vice Chancellor for Academic Affairs, the Vice Chancellor for External Relations, and President Romo that the U. T. System Board of Regents approve

- a. the proposed honorific naming of the Science Building as the Peter T. Flawn Building to recognize the important contributions made by Dr. Flawn, former President, during U. T. San Antonio's formative years; and
- b. appointment of Dr. Flawn as President Emeritus at U. T. San Antonio.

BACKGROUND INFORMATION

The 185,000 square foot Science Building, built in 1975, is one of the original academic buildings on the U. T. San Antonio main campus. It is located on the north side of the central Sombrilla Plaza. The Science Building currently houses primarily science education classrooms, labs, and research facilities.

Dr. Peter Tyrell Flawn was the second president of U. T. San Antonio, serving from 1973 to 1977, after having served 24 years at U. T. Austin, first as a research scientist and geologist in the Bureau of Economic Geology, and then as the University's Executive Vice President for Academic Affairs. During his five-year tenure at U. T. San Antonio, President Flawn oversaw many milestones, including the opening of the newly constructed campus in northwest San Antonio and the increase in enrollment that grew to support five colleges. He was instrumental in achieving full accreditation for graduate programs by the Southern Association of Colleges and Schools, and he presided over the first commencement ceremony.

After his tenure at U. T. San Antonio, Dr. Flawn was named president of U. T. Austin, a position he held from 1979 to 1985 and where he currently serves as President Emeritus. Dr. Flawn was also Interim President at U. T. Austin from July 1997 to April 1998. In 2000, he was honored with the Santa Rita Award, the highest award bestowed by the Board of Regents to individuals who have made valuable contributions to the U. T. System.

The proposed naming is consistent with the Regents' *Rules and Regulations*, Rule 80307, relating to the honorific naming of facilities. This request is made to recognize Dr. Flawn's leadership and significant contributions to U. T. San Antonio.

4. **U. T. Arlington: Approval of expansion of preliminary planning authority for a Ph.D. in Geosciences in collaboration with U. T. Dallas**

RECOMMENDATION

The Chancellor concurs in the recommendation of the Executive Vice Chancellor for Academic Affairs and President Spaniolo that the U. T. System Board of Regents approve

- a. expansion of preliminary planning authority for U. T. Arlington to include a Doctor of Philosophy in Geosciences in collaboration with U. T. Dallas; and
- b. submission of the proposal to the Texas Higher Education Coordinating Board for review and appropriate action.

BACKGROUND INFORMATION

Once preliminary planning authority has been approved, U. T. Arlington will submit the degree program for approval by the U. T. System Board of Regents and the Coordinating Board. The proposed Ph.D. in Geosciences degree will be a joint program with the existing program at U. T. Dallas. The proposed merger will strengthen programs at both institutions.

The new program will have joint admission with equal standards for the two institutions, a shared curriculum, and common comprehensive examinations. The program will be managed by an executive committee composed of the Chair of the Geosciences Department at U. T. Dallas, the Chair of Earth and Environmental Sciences Department at U. T. Arlington, and two other faculty members from each institution.

5. **U. T. Pan American: Approval to expand preliminary planning authority to include a Ph.D. in Developmental Education**

RECOMMENDATION

The Chancellor concurs in the recommendation of the Executive Vice Chancellor for Academic Affairs and President Nelsen that the U. T. System Board of Regents approve

- a. expansion of preliminary planning authority for U. T. Pan American to include a Doctor of Philosophy in Developmental Education in its Table of Programs; and
- b. submission of the proposal to the Texas Higher Education Coordinating Board for review and appropriate action.

BACKGROUND INFORMATION

Once preliminary planning authority has been approved, U. T. Pan American will submit the degree program for approval by the U. T. System Board of Regents and the Coordinating Board.

The proposed Ph.D. in Developmental Education degree will address the educational challenges that are being confronted at the national level as a result of the increasing number of students who do not meet college readiness standards.

The proposed Ph.D. program will be an innovative and transdisciplinary program that will address the unique educational challenges in the Rio Grande Valley and throughout the country, as a result of the increasing demand and need for developmental education as it relates to bilingual education and the rapidly growing Hispanic population.

6. **U. T. Austin: Approval to establish a Ph.D. degree in African and African Diaspora Studies**

RECOMMENDATION

The Chancellor concurs in the recommendation of the Executive Vice Chancellor for Academic Affairs and President Powers that authorization, pursuant to the Regents' *Rules and Regulations*, Rule 40307, related to academic program approval standards, be granted to

- a. establish a Ph.D. degree in African and African Diaspora Studies at U. T. Austin; and
- b. submit the proposal to the Texas Higher Education Coordinating Board for review and appropriate action.

BACKGROUND INFORMATION

Program Description

U. T. Austin proposes to offer a Ph.D. in African and African Diaspora Studies. The African and African Diaspora Studies Department, within the College of Liberal Arts, would administer the Ph.D. program. The proposed program is a five-year degree that focuses on preparing students for undergraduate and graduate-level teaching and scholarly publishing in the field. The African and African Diaspora Studies degree program would be designed to allow students to explore the global and interdisciplinary nature of the field in-depth. Graduates would be prepared for employment in academic jobs in Black Studies, area studies, and ethnic studies, as well as in traditional academic disciplines, including anthropology, art and art history, education, history, philosophy, political science, psychology, and sociology.

Students admitted to the program would take 60 semester credit hours of organized course work. Although students are expected to develop a geographic concentration, the diasporic emphasis of the curriculum encourages students to adopt a transnational approach to Black Studies.

Need and Student Demand

The proposed Ph.D. in African and African Diaspora Studies has been developed in response to a strong demand for a doctoral degree program in this field of study. No other Texas institution of higher education has a department dedicated to the study of the experiences of people of African descent, and no doctoral degrees in this field are offered elsewhere in the state. The recently created African and African Studies Department offers the Bachelor of Arts degree (with over 50 undergraduate students currently majoring in the program) and will offer a terminal master's degree beginning with the inaugural class of Fall 2011. The increasing number of Black Studies departments and graduate programs throughout the United States shows promising employment prospects for scholars in this interdisciplinary field. Offering a Ph.D. in this discipline would help to retain and attract top undergraduate and graduate students in the field. Enrollment projections include three new students in the first three years of the program and six new students each year afterwards totaling 21 students by the fifth year.

Program Quality

U. T. Austin and the African and African Diaspora Studies Department are highly qualified to offer the proposed doctoral degree program. The unparalleled breadth and depth of research specialties of the Department's faculty ensure that graduate students would acquire a variety of skills that are unavailable at peer institutions. While most Black Studies departments at other universities focus specifically on the African-American experience in the United States, U. T. Austin will be able to provide students access to a wide range of eminent scholars who are engaged in the study of people of African descent throughout the world, through its outstanding programs in the study of Africa, Latin American, and the Caribbean. Of the nine academic departments or institutes nationwide that offer a doctoral degree in Black Studies, U. T. Austin's African and African Diaspora Studies Department has more affiliated faculty members, and has multiple faculty members in the Fine Arts, Humanities, and Social Sciences. Contributing to the doctoral program would be 13 faculty members appointed 100% to the Department, 17 faculty members appointed 50% to the Department, and another 28 faculty members from across the University.

Program Cost

Resources, faculty, and administrative personnel at U. T. Austin are currently in place to support the doctoral degree in African and African Diaspora Studies. The African and African Diaspora Studies Department would fund Years One to Five of the Ph.D. program, exclusively through the use of existing reallocated funds. The five-year cost of operating the program is projected to be approximately \$2,820,454. This includes \$1,611,943 for faculty salaries, \$1,156,011 for graduate student support, and \$52,500 for administrative support. Revenues of \$195,496 from formula funding and reallocation of \$2,820,454 in existing resources are expected to be sufficient to fund the program. No new funding is requested.

7. U. T. Austin: Approval to establish a Ph.D. degree program in Statistics

RECOMMENDATION

The Chancellor concurs in the recommendation of the Executive Vice Chancellor for Academic Affairs and President Powers that authorization, pursuant to the Regents' *Rules and Regulations*, Rule 40307, related to academic program approval standards, be granted to

- a. establish a Ph.D. degree program in Statistics at U. T. Austin; and
- b. submit the proposal to the Texas Higher Education Coordinating Board for review and appropriate action.

BACKGROUND INFORMATION

Program Description

U. T. Austin proposes to establish a Ph.D. degree program in Statistics, which is a four-year degree that focuses on preparing future researchers on the theory and methods of statistics. Major emphasis will be placed on probability models and modern computational statistical tools. Throughout the program, students will be exposed to central ideas of both Bayesian and classical approaches to inference. A hallmark of the program will be the integration of substantive areas of application, such as government, economics, biology, engineering, computer science, psychology, neuroscience, and education, among others, into the program of study.

Students admitted to the program will take 52 semester credit hours of organized course work. This includes 28 hours of required courses, six hours of substantive area electives, six hours of free electives, and 12 hours of doctoral dissertation. The program is designed to provide students with the essential strong core knowledge of statistics, as well as a firm background in their substantive field of concentration.

The Division of Statistics and Scientific Computation, within the College of Natural Sciences, will administer the Ph.D. program.

Need and Student Demand

The proposed Ph.D. in Statistics has been developed in response to a rapid, widespread growth in the need for Ph.D.-level statistical expertise in industry, government, and academia. Nearly every data-rich field, from bioinformatics to finance to linguistics, now relies on the development of statistical models to analyze and interpret the large multidimensional datasets made available through the recent technological advances in computer processing. The general expectation is that the relevance of statisticians in the academic mission will continue to grow. The supply of statisticians with the necessary skills to fill positions is small, and the Ph.D. degree program in statistics is expected to help close that gap.

The number of applicants to Ph.D. statistics programs nationwide has been increasing steadily over the past five years. The U.S. Bureau of Labor Statistics reports that the demand for individuals with graduate training in statistics is projected to grow by 13% from 2008-2018. The Texas Workforce Commission projects that careers for those with advanced degrees in statistics will grow by 12-28% in Texas by 2016.

The number of applicants to the master's program in statistics at U. T. Austin has doubled in size over the last four years. Approximately half of those in the master's program are matriculated at U. T. Austin into another doctoral program and are seeking exposure to statistical methods.

Program Quality

Core members of the faculty will include nine from U. T. Austin's College of Natural Sciences, College of Engineering, College of Liberal Arts, and the McCombs School of Business. All participating faculty members are active, publishing researchers. Numerous support faculty members will also participate in this program.

Program Cost

The Division of Statistics and Scientific Computation will fund Years One to Five of the Ph.D. degree program, exclusively through the use of existing reallocated funds. Faculty and administrative personnel are already in place. Ph.D. students will be fully supported through existing teaching assistant positions in the College of Natural Sciences and the College of Liberal Arts, and through research assistant positions using federal grant monies that are currently held by core and support faculty on this proposal. The five-year cost of operating the program is projected to be approximately \$4,649,506. This includes \$2,712,178 for faculty salaries, \$197,752 for program administration, \$1,715,117 for graduate student support, and \$24,459 for administrative support. Revenues of \$1,378,230 from formula funding, \$3,165,594 from existing funds, and \$105,682 in federal funding are expected to be sufficient to cover the cost of the program.

8. U. T. El Paso: Approval to establish M.S. and Ph.D. degree programs in Biomedical Engineering

RECOMMENDATION

The Chancellor concurs in the recommendation of the Executive Vice Chancellor for Academic Affairs and President Natalicio that authorization, pursuant to the Regents' *Rules and Regulations*, Rule 40307, related to academic program approval standards, be granted to

- a. establish M.S. and Ph.D. degree programs in Biomedical Engineering at U. T. El Paso; and
- b. submit the proposal to the Texas Higher Education Coordinating Board for review and appropriate action.

BACKGROUND INFORMATION

Program Description

U. T. El Paso requests authority to implement new M.S. and Ph.D. degree programs in Biomedical Engineering (BME) in collaboration with the Texas Tech University Health Science Center Paul L. Foster School of Medicine, the U.S.-Mexico Border Health Association, and hospitals and clinics across the El Paso area. These degree programs will enable Texas to become more competitive in addressing issues that are not the focus of other doctoral programs in the state such as the development of the next generation biomedical technologies to serve people in rural and low-resource settings. The proposed degree programs directly align with U. T. El Paso's commitment to meet regional needs and student demand by enhancing graduate and undergraduate education and addressing Texas' and the nation's future workforce needs, with special focus on preparing the fast-growing Hispanic segment of the population. These degree programs also leverage existing strengths, infrastructure, economies of scale, and knowledge and build on strategic investments by U. T. El Paso, the U. T. System, and the State of Texas.

Need and Student Demand

The biomedical and biotechnology industry is one of the fastest-growing industries in the United States. In the past seven years, Texas ranks in the top 20 states for producing patents in medical equipment and medical electronics, pharmaceuticals, and biotechnology. Over the past five years, the biotechnology industry in Texas has grown by 149%. Because of the potential economic impact of this industry, 83% of all U.S. economic development organizations place biomedical/biotechnology in their top two priorities, and as many as 41 of the 50 states have economic development programs for the biomedical/biotechnology industry. Industry growth depends on creating and sustaining research and development clusters that will provide the great amount of research and development required to take medical device or pharmaceutical products to market. The National Institutes of Health recently announced a program for Development and Translation of Medical Technologies to Reduce Health Disparities and is encouraging Small Business Innovation Research grant applications from small business concerns that "propose to develop and translate medical technologies aimed at reducing

disparities in health care access and health outcomes." U. T. El Paso anticipates enrolling 25 Ph.D. students and 64 M.S. students by Year Five. During a survey of 600 students, about 44% of students expressed interest in graduate studies in BME. U. T. El Paso currently has 10 students pursuing a BME track option in other Ph.D. programs and an additional 10 students in an interdisciplinary M.S. degree with BME specialization.

The proposed degree programs are intended to meet demand for biomedical engineers that spans Texas and the nation, and to have significant local impact. Three major sectors are available to employ graduates of the BME programs in the El Paso/Ciudad Juarez area alone: the biomedical device industry, medical centers, and educational institutions. The biomedical device industry in the area consists of a mix of large firms that manufacture devices worth over \$1 billion yearly. El Paso's hospitals and medical centers are expanding at a rapid rate. William Beaumont Army Medical Center will soon start a more than \$1 billion construction project of its new state-of-the-art medical center campus. University Medical Center of El Paso is investing \$315 million in campus development, the largest expansion of medical programs in El Paso's history, including a new state-of-the-art children's hospital, which just opened. The Medical Center of the Americas Foundation has created a long-term land use plan for the 140-acre area around the University Medical Center, including a 20-acre research park, where translational research and biomedical companies will be housed.

Program Quality

The thematic basis of this proposal is the development of the next generation of biomedical technologies to serve people in rural and low-resource settings. Toward this goal, the degree programs will stand as a core educational and research pillar for the education and training of graduate students. U. T. El Paso has assembled a multidisciplinary, interinstitutional research and educational team to educate M.S. and Ph.D. engineers who possess the deep interdisciplinary knowledge needed to address research questions associated with transformative technologies that better function in rural and low-resource settings. In particular, the program integrates researchers with expertise in point-of-care testing with those who have the expertise to generate enabling technologies in early-detection cancer diagnosis, pathology of infectious disease, neurosciences, orthopedics and rehabilitation, and diabetes. Associated research efforts will be highly cross-disciplinary and translational. The technological goals form an appropriate thematic basis for a doctoral program because advancing the state of health care delivery in rural and low-resource settings will require solving significant challenges in mechanical engineering, biology, electrical engineering, telemedicine, chemistry, microfluidics, clinical medicine, and education.

The proposed Ph.D. program comprises three tracks or enabling technologies where U. T. El Paso faculty have expertise: biomedical devices and image/signal processing; biomaterials and tissue engineering; and rehabilitation and human-factors engineering. The Ph.D. program will require a minimum of 90 semester credit hours: 24 hours of core courses, 21 hours of elective courses, 3 hours of seminar, 36 hours of research, and 6 hours of dissertation.

In addition to the required coursework, all Ph.D. students will be expected to conduct and publish original research and publicly defend a dissertation. The proposed Ph.D. program is expected to add a total of 25 doctoral students over the next five years.

U. T. El Paso has extensive resources and strengths that will support the programs' mission. U. T. El Paso has invested over \$5 million in building a Biomedical Engineering annex, an 18,000 square feet complex of primarily laboratory space that was recently completed. Students will also have access to the W. M. Keck Center for 3D Innovation, the premier facility of its kind in the world, housing over \$4.5 million in research infrastructure with combined facilities for advanced manufacturing, reverse engineering and metrology, and biomanufacturing. Students will have access to the Border Biomedical Research Center, an NIH-funded \$45 million center with core laboratories in analytical cytology, bioinformatics computing, bimolecular analysis, cell culture and high-throughput screening, and DNA analysis.

The productivity of faculty members in the proposed degree programs is high and includes, on average per core faculty member, 11 discipline-related refereed papers and books; more than two patents issued, filed, and disclosed; and more than three external grants averaging \$3,308,917 over the past five years. Currently, there are eight core faculty and 19 support faculty. The proposed program will further enhance their capacity to secure funding from national and international granting agencies and foundations. In addition, 19 tenured/tenure-track faculty members from U. T. El Paso and the Texas Tech University Health Science Center Paul L. Foster School of Medicine will serve in a support role. All faculty who participate in this program also teach organized courses, both undergraduate and graduate, in Biomedical Engineering and related interdisciplinary programs such as electrical engineering, materials science and engineering, and mechanical engineering. One new tenure-track core faculty will be added to support projected enrollment growth in the third year of this program.

Program Cost

The BME program's fiscal components were designed based on the experience with the decade-old doctoral program in Computer Science, identification of efficiencies, and use of existing resources. The marginal revenue analysis to date shows that the total average cost per student over five years is approximately \$22,294 and that positive net revenue is achieved starting Year One, assuming enrollment targets are met. Sources of revenue include formula funding, external grant funding, reallocated funds, and differential student tuition.

9. **U. T. Tyler: Approval to establish a Doctor of Nurse Practice degree**

RECOMMENDATION

The Chancellor concurs in the recommendation of the Executive Vice Chancellor for Academic Affairs and President Mabry that authorization, pursuant to the Regents' *Rules and Regulations*, Rule 40307, related to academic program approval standards, be granted to

- a. establish a Doctor of Nurse Practice (DNP) degree at U. T. Tyler; and
- b. submit the proposal to the Texas Higher Education Coordinating Board for review and appropriate action.

BACKGROUND INFORMATION

Program Description

The program is designed to prepare advanced clinical practitioners to work in medically underserved rural communities in East and Northeast Texas and to provide evidence-based medical care to underserved populations throughout Texas. The DNP program is anticipated to contribute to the Closing the Gaps initiative by increasing the minority doctoral graduates and increasing doctorally prepared faculty to teach in nursing programs throughout Texas. U. T. Tyler's nursing programs at the undergraduate and graduate levels have outpaced the rest of the University in minority enrollment for the past eight years. Because all of the nursing programs are geared toward serving rural and underserved communities, they are attractive to minorities. The current minority representation in U. T. Tyler's Bachelor of Science in Nursing (BSN) (18%), Masters of Science in Nursing (MSN) (20%) and Doctor of Philosophy (Ph.D.) (33%) programs will continue in the DNP program. Admissions committees seek a diverse student population in all of its programs, and that will continue with this program.

The enrollment goal for Year Five is 29 new students or 26 full-time student equivalents. However, because it is imperative that the clinical practice be highly challenging with significant responsibility for patient care, enrollment will be driven almost exclusively by the availability of quality clinical placements.

The DNP is a part-time post MSN degree requiring the completion of 48 semester credit hours over eight semesters, including 525 hours of clinical experiences, a Clinical Synthesis Project, and a Scholarly Synthesis Project. The program is designed for placebound working nurses. Courses in the DNP program will be offered through a combination of hybrid, face-to-face, and online classes.

The program evaluation processes meet the American Association of Colleges of Nursing "DNP Essentials." In addition, the faculty will integrate the DNP Competencies established by the National Organization of Nurse Practitioner Faculties.

Need and Student Demand

According to the Texas Workforce Commission, the expected demand for nurse practitioners will increase by 22% from 2008-2018. Texas has the largest percentage of its population, a staggering 30%, without insurance. In addition, approximately 26% of working Texans are uninsured. It has also been clearly established that individuals who are poor and/or members of a racial or ethnic minority in this country are much more likely to lack medical care and have poor health. Given the negative impact of poverty and/or minority and/or lack of insurance on health outcomes, area demographic data suggests that Tyler and the catchment area of U. T. Tyler has a large population at risk for health disparities. Twenty percent of Texas' uninsured population resides in East/Northeast Texas. Statewide statistics show that 16% of area residents live in poverty, and 26% of residents have less than a high school education. According to the Texas Medical Association website, 28.6% of the population in Tyler and surrounding counties is uninsured. Of those, 60% are Hispanic or African-American and 40% are Anglo-American.

Texas lags the nation in the ratio of Nurse Practitioners (NP)-to-population, with a ratio of 17.1 NPs per 100,000, compared to a national ratio of 27.7 per 100,000. In Northeast Texas, the ratio is 16.3 per 100,000. If one removes Smith and Gregg counties, the two population centers for the region, the ratio falls dramatically to 15.1 NPs per 100,000. According to the U.S. Center for Disease Control's Surveillance surveys from 2003 to 2009, the "general health status score" of residents in the Tyler catchment area is 3.3 (with 1=poor to 5=excellent). This is significantly worse than the state or national average.

Many experts warn that by 2020, the number of physicians will be inadequate to meet the demand for medical services, especially in rural areas and given the number of baby boomers in their 70s. If health care cannot be met by physicians, then doctorally prepared nurse practitioners will have to assume more of the nation's health care needs.

Many employment opportunities exist for graduates of DNP programs. While the majority of DNP program graduates will likely focus on direct care, the Roadmap Task Force White Paper forecasts that additional employment opportunities exist with the following job titles: Vice President for Nursing and Clinical Services, Program Director, Vice President for Patient Care, Chief Executive Officer, Health Officer, Commissioner of Health, Quality Improvement Director, Clinical Information Technology Specialist, Direct Care Clinician, and Faculty Member. Employers report that nurses educated with a practice doctorate provide a "value added" to their organizations by improving systems, providing a higher level of quality assessment and intervention, and contributing to improved health outcomes.

In a needs assessment conducted in Fall 2010 among master's students (Masters of Science in Nursing [MSN] and Masters in Nurse Practitioner [MSNP]), 100% of the 62 respondents (57% of Fall 2010 master's enrollment) said they would like to pursue a DNP degree; however 58% noted that pursuing a DNP was not practical because no program is currently accessible to them in the region. The student demand will come from existing MSN and Masters of Science – Nurse Practice (MSN-NP) students, which currently number more than 160, and from nurses in the region who hold the MSN or MSN-NP. There are more than 357 NPs practicing in the 37 northeast Texas counties served by U. T. Tyler.

Program Quality

The 14 core faculty identified to support the DNP degree are active clinicians with expertise ranging from acute care to pediatrics. Core faculty have a total of more than 90 refereed publications and are principal investigators on grants totaling over \$3 million since 2006. Two new core faculty for the DNP program have been hired to begin in Fall 2012, with one additional faculty member to begin in Fall 2013.

The DNP will build upon the Nursing program's existing strengths in delivering graduate education. *U.S. News & World Report* ranked the U. T. Tyler College of Nursing Ph.D. program in the top three in Teaching Practices and Student Engagement. *U.S. News & World Report* also ranked U. T. Tyler's Nursing graduate programs in the top 50 in terms of Student Services and Technology.

The DNP will build upon the existing network of health care providers in East/Northeast Texas, including private physicians, hospitals, rural clinics, and U. T. Health Science Center - Tyler.

Program Cost

Because U. T. Tyler currently has a robust Ph.D. in Nursing and a large MSN and MSN-NP program, faculty costs in those existing programs will be leveraged for the DNP, as all faculty are qualified to teach in the DNP program.

The operating costs of the program will total approximately \$826,000 over five years. The University has already spent over \$4 million to hire two new faculty and to build an addition to the Nursing Building to house a new Simulation lab that will be shared among the graduate nursing programs.

Costs from the first five years include \$250,000 for two new faculty in Years Two and Four; approximately \$200,000 in reallocated faculty salaries; \$136,000 in administration and support costs; \$50,000 annually in graduate assistantships; and \$190,000 in materials, library, and technology support.

10. **U. T. System Board of Regents: Authorization for KUT Radio at U. T. Austin to purchase KXBT-FM Radio from Border Media Business Trust, a Delaware common law trust**

RECOMMENDATION

The Chancellor concurs in the recommendation of the Executive Vice Chancellor for Academic Affairs, the Vice Chancellor and General Counsel, and President Powers that the Board of Regents consider authorization for KUT Radio at U. T. Austin to purchase KXBT-FM Radio from Border Media Business Trust, a Delaware common law trust, for \$6,000,000, initially funded by unrestricted Unexpended Plant Funds cash reserves and Gift funds.

It is further recommended that

- a. the 10-year loan amortization with interest be specified;
- b. if required monthly payments fall behind for more than four months, license frequency is put back on the market; and
- c. U. T. System will direct U. T. Austin to sell the license at a market price as soon as possible.

BACKGROUND INFORMATION

U. T. Austin, on behalf of the College of Communication's KUT-FM Radio, is proposing to acquire the license and all assets, properties, permits, interests, and rights of Border Media Business Trust used in the operation of FM radio station KXBT-FM serving the Austin market area. The acquisition is contingent upon Board of Regents' approval as well as final consent by the Federal Communications Commission to the assignment of the FM and related licenses to U. T. Austin for educational purposes. The acquired station will be operated as a noncommercial music station by KUT as a service of the College of Communication.

KUT's purpose is to promote the mission, purpose, and values of U. T. Austin through programming, outreach, and education internship programs. KUT is a self-sufficient service and operates without general revenue support. By differentiating KUT's current mixed format of news and music services across two stations, U. T. Austin has determined that the acquisition would contribute to improving the quality of education undergraduate students receive in the Department of Radio, Television, and Film, and other academic programs, and to the long-term public service and sustainability of KUT in a number of ways:

- Create a bigger and broader platform to share the intellectual assets of U. T. Austin and central Texas with the community via a KUT News and Public Affairs station;
- Establish KUTX music as an on-air and digital destination for the Austin music experience and provide a high profile platform for promoting and sharing content from the Cactus Café;

- Expand educational internship opportunities at both stations for students in journalism, multi-media, and music booking and support;
- Strengthen U. T. Austin's ability to recruit and retain top faculty and improve the quality of education for undergraduate students; and
- Strengthen financial sustainability by increasing net revenues and establishing operating capital and opportunity investment reserves.

It has been the desire, and a core element of KUT's strategic plan, to differentiate and expand its public service across two FM stations serving the Austin market. KUT has worked with the nonprofit group Public Radio Capital, to identify appropriate station opportunities. In the past several years, KUT has considered and made attempts to acquire a station. These transactions have not gone forward, either because of higher bidders or other strategic reasons. Station management believes this is the most viable and attractive opportunity available now or in the foreseeable horizon.

Station management, with the assistance of Public Radio Capital, has analyzed publicly available data on the sale of comparable stations. The most recent sale of a comparable FM station in Austin was in 2010 for the equivalent of \$3.87 per person in the station's coverage area. The offer for KXBT-FM is the equivalent of \$3.83 per person in the station's coverage area.

U. T. Austin will pay \$6 million to Border Media Business Trust to acquire the license and all assets relating to KXBT-FM Radio. Public Media Company, the acquisition arm of Public Radio Capital, will be paid a brokerage fee of \$250,000 at closing for their role in structuring the overall transaction. Because Public Media Company had the exclusive right to negotiate the purchase of the station from Border Media Business Trust, U. T. Austin made a \$25,000 option payment this spring to Public Media Company. The source of funding for these two payments is KUT local funds which do not include tuition, fees or state appropriations.

The initial acquisition will be funded from unrestricted Unexpended Plant Funds cash reserves of the University through an internal loan of \$4 million at 4% and Gift funds of \$2 million. The loan will be repaid by KUT to U. T. Austin over 10 years on a monthly basis with interest from future revenues generated by KUT from sponsorship revenues and gifts. U. T. Austin leadership has reviewed the historical experience of KUT in generating sponsorship revenues and gift monies, has reviewed the pro forma for the acquisition, and has determined that KUT is very likely to be able to make such repayment. However, in the event that KUT falls behind on payments for more than four months, the U. T. System will sell the license at fair market value as soon as feasible. Again, no student tuition or fees will be used to finance this acquisition.

U. T. Austin is optimistic that, over time, revenue from the strengthened services will help KUT build reserves to maintain new studios in the Belo Center for New Media to provide for unforeseen contingencies, and to create opportunity capital for new initiatives.

11. **U. T. Permian Basin: Approval of proposed 2012 Campus Master Plan**

RECOMMENDATION

The Chancellor concurs in the recommendation of the Executive Vice Chancellor for Academic Affairs, the Executive Vice Chancellor for Business Affairs, and President Watts that the U. T. System Board of Regents approve the proposed 2012 Campus Master Plan for U. T. Permian Basin, as will be presented by President Watts.

BACKGROUND INFORMATION

President Watts and Mr. Michael O'Donnell, Associate Vice Chancellor, Office of Facilities Planning and Construction, will present a proposed Campus Master Plan that will focus on creating a more sustainable campus environment and guiding design principles to ensure plan compliance, as well as planned interventions that align the physical growth of the campus with U. T. Permian Basin's academic/strategic plan.

U. T. Permian Basin's Campus Master Plan was last updated on February 10, 2000.

12. **U. T. Permian Basin: Approval to rename the Center for Energy and Economic Diversification (CEED) Campus as The University of Texas of the Permian Basin Midland Campus**

RECOMMENDATION

The Chancellor concurs in the recommendation of the Executive Vice Chancellor for Academic Affairs, the Vice Chancellor for External Relations, and President Watts that the U. T. System Board of Regents approve the renaming of the Center for Energy and Economic Diversification (CEED) Campus as The University of Texas of the Permian Basin Midland Campus to more formally connect the campus with U. T. Permian Basin.

BACKGROUND INFORMATION

Over the last three decades, 98 acres of land were donated by the Scharbauer family to U. T. Permian Basin for construction of the CEED Campus and later for the construction of The Wagner Noël Performing Arts Center. The City of Midland extended its water and sewer lines to both the CEED Campus and The Wagner Noël Center and extended the City limits to include the property, enhancing the property for possible future development.

Because of the expanded use of the property, a name change is needed to more clearly describe the property and the connection with U. T. Permian Basin.

The proposed renaming is consistent with the Regents' *Rules and Regulations*, Rule 80307, relating to naming of facilities. The proposed renaming will provide a more descriptive name for the campus in Midland as it exists today and for future development of the property, and will identify it as a part of U. T. Permian Basin.

13. **U. T. System: Discussion on academic leadership matters related to blended and online education at U. T. Austin**

DISCUSSION

President Powers will lead a discussion and engagement with the Board of Regents on topics relating to blended and online education at U. T. Austin.

14. **U. T. System: Student Advisory Council follow-up**

REPORT

Academic Affairs Committee Chairman Hicks will comment on follow-up actions in response to recommendations from the meeting with Student Advisory Council representatives in May 2012.



TABLE OF CONTENTS FOR HEALTH AFFAIRS COMMITTEE

Committee Meeting: 8/22/2012

Board Meeting: 8/23/2012
Austin, Texas

Robert L. Stillwell, Chairman
James D. Dannenbaum, Vice Chairman
Paul L. Foster
Printice L. Gary
Wallace L. Hall, Jr.

	Committee Meeting	Board Meeting	Page
Convene	2:15 p.m. <i>Chairman Stillwell</i>		
1. U. T. System Board of Regents: Review of Consent Agenda items, if any, referred for Committee consideration	2:15 p.m. Action	Action	325
2. U. T. Medical Branch - Galveston: Report on community service through various outreach programs	2:17 p.m. Report/Discussion <i>President Callender</i>	Not on Agenda	326
3. U. T. Southwestern Medical Center: Report on community service through various outreach programs	2:27 p.m. Report/Discussion <i>President Podolsky</i>	Not on Agenda	336
4. U. T. System: Discussion and possible recommendation on appropriate action related to the status of the Texas 1115 Medicaid Waiver	2:37 p.m. Action <i>Dr. Shine</i> <i>Health Presidents</i>	Action	337
5. U. T. System: Approval to distribute a portion of The University of Texas System Professional Medical Liability Benefit Plan premium returns for Fiscal Year 2013 and approve rates for the Plan	3:02 p.m. Action <i>Mr. Burgdorf</i>	Action	338
6. U. T. M. D. Anderson Cancer Center: Authorization to lease space at 2130 W. Holcombe Boulevard, Houston, Harris County, Texas, from Sheridan Hills Developments, L.P., a Texas limited partnership, for use as a cancer research facility	3:05 p.m. Action <i>President DePinho</i> <i>Ms. Mayne</i>	Action	341
7. U. T. Health Science Center - Tyler: Discussion and appropriate action regarding proposed tuition and fee plan for the first degree program, a Master of Science in Biotechnology in the School of Medical Biological Sciences, for the Academic Years 2012-2013 and 2013-2014	3:10 p.m. Action <i>President Calhoun</i>	Action	345

	Committee Meeting	Board Meeting	Page
8. U. T. System: Quarterly report on health matters of interest to the U. T. System, including an update on the overall health care delivery and reimbursement environment for the U. T. System health institutions	3:15 p.m. Report/Discussion <i>Dr. Shine</i>	Not on Agenda	357
Adjourn	3:30 p.m.		

1. **U. T. System Board of Regents: Review of Consent Agenda items, if any, referred for Committee consideration**

(The proposed Consent Agenda is at the end of the book.)

2. **U. T. Medical Branch - Galveston: Report on community service through various outreach programs**

REPORT

President Callender will report on community service through various outreach programs at U. T. Medical Branch - Galveston. A PowerPoint presentation is set forth on the following pages.

U. T. System Board of Regents

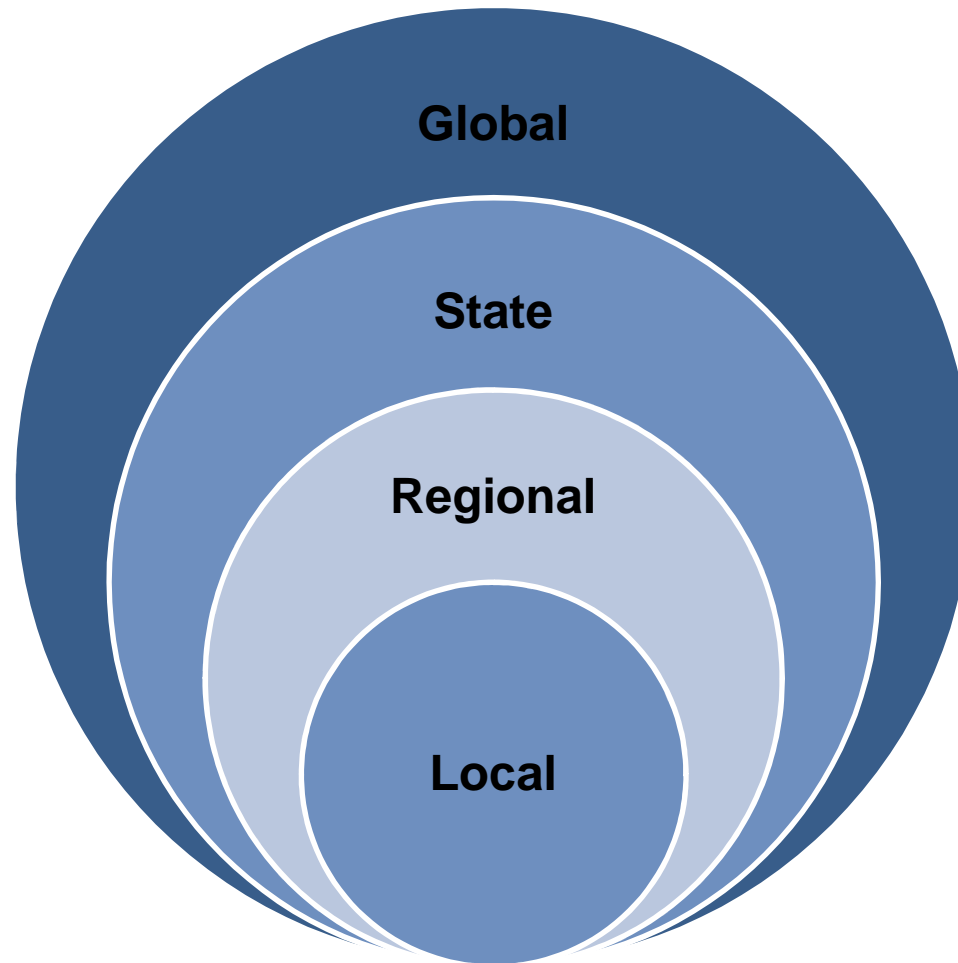
U. T. Medical Branch - Galveston Outreach Initiatives: An Overview

David L. Callender, MD, MBA, FACS
President

The University of Texas Medical Branch at Galveston
August 22, 2012



Our Communities



328

Meeting of the U. T. System Board of Regents - Health Affairs Committee


Educational Outreach: Students

- Middle and High School Students
 - Science, Technology, Engineering, and Mathematics (STEM) Quest Summer Camps
 - Summer Biomedical Health Career Academy
 - High School Summer Research Program
 - STEM Career Exploration for Girls
 - Galveston County Science Fair
 - Bench Tutorials (Ball High School)
- Undergraduate Students
 - National Student Research Forum
 - Summer Undergraduate Research Program



Educational Outreach: Teachers

- K-12 Teachers
 - STEM Center Workshops
 - Regional Science Teacher Conference
 - Howard Hughes Medical Institute (HHMI) Biotechnology Workshops



Community Education

- Health Policy Lecture Series
- Project Medical Education
- Osher Lifelong Learning Institute (OLLI)
- Health Fairs



Health Care Outreach

- St. Vincent's House
 - Nurse-Managed Clinic
 - Student-Run Clinic
- *Frontera de Salud*
- Hands and Feet
- Regional Maternal and Child Health Program
- Global Health Track
- Health screenings/medical support at community events



Community Health Network

- Community Health Program
 - Outpatient Care and Disease Management
 - Family Home Visit Program
 - Diabetes Education
- UTMB Multi-Share Plan
- Galveston County Health Information Exchange
- Office of County Affairs



Among Our Partnerships...

- Galveston Families, Children, and Youth Board
- Social Service Block Grant Community Coalition
- Area social service agencies
- Galveston County Health District
- Ronald McDonald House
- Area school districts
- Area Chambers of Commerce/ economic partnerships
- Area undergraduate institutions
- Texas Medical Center institutions
- U. T. System institutions



For more information:

www.utmb.edu

www.utmb.edu/hpla

www.utmb.edu/oeo

3. **U. T. Southwestern Medical Center: Report on community service through various outreach programs**

REPORT

President Podolsky will report on U. T. Southwestern Medical Center's community service through various outreach programs.

4. **U. T. System: Discussion and possible recommendation on appropriate action related to the status of the Texas 1115 Medicaid Waiver**

REPORT/RECOMMENDATION

Executive Vice Chancellor Shine will lead a discussion and may recommend appropriate action related to the status of the Texas 1115 Medicaid Waiver.

5. **U. T. System: Approval to distribute a portion of The University of Texas System Professional Medical Liability Benefit Plan premium returns for Fiscal Year 2013 and approve rates for the Plan**

RECOMMENDATION

The Chancellor concurs in the recommendation of The University of Texas System Professional Medical Liability Benefit Plan (Plan) Management Committee, chaired by the Vice Chancellor and General Counsel and comprised of the Chair, the Executive Vice Chancellor for Health Affairs, and the Executive Vice Chancellor for Business Affairs, after consultation with Milliman, Inc., actuary for the Plan, that

- a. premium rates remain unchanged, and
- b. \$15 million be distributed from the Plan for Fiscal Year 2013 to the participating U. T. System institutions based on a methodology that considers each institution's losses.

The proposed distribution of \$15 million is set forth in Exhibit 1 (Page 339).

BACKGROUND INFORMATION

After reducing Plan reserves steadily over the last three years, the Plan Management Committee has significantly reduced total Plan assets to bring the Plan reserve levels to those generally accepted by the industry. Through premium reductions and distributions to the institutions, the participating institutions have thus faced less financial demand for participation in the Plan. No premium increases are recommended for the coming year. However, due to modest Plan investment income and efficient management of claims during this past year, the Committee recommends a return to the contributing institutions of \$15 million. Such a distribution should still allow for adequate capitalization of the Plan. Since Plan reserves have already been reduced, this return is smaller than most returns in previous years.

The methodology for distribution of \$15 million to participating institutions considers the proportion of each institution's payment into the Plan as well as each institution's losses over the previous three-year period. Thus, those institutions that have higher claims receive lower distributions but with consideration to the amount of potential institutional exposure.

Exhibit 1

The University of Texas System Professional Medical Liability Benefit Plan
Proposed Distribution of Plan Returns

<i>Institution</i>	<i>Premium Paid</i>	<i>Claims Expenses</i>	<i>Net Contribution Amount</i>	<i>Rebate based on Net Contribution</i>
	<i>2009-2011</i>	<i>2009-2011</i>		
UTSWMCD	7,790,236	2,912,011	4,878,225	2,958,266
UTMB	7,123,997	1,171,834	5,952,163	3,609,526
UTHSCH	4,543,533	1,684,660	2,858,873	1,733,685
Medical Foundation (UTHSCH)	2,933,022	1,087,512	1,845,510	1,119,159
UTHSCSA	6,346,601	595,807	5,750,794	3,487,411
UTMDACC	4,357,656	1,264,186	3,093,470	1,875,950
UTHSCT	284,933	10,645	274,288	166,334
UT Arlington	5,550	0	5,550	3,366
UT Austin	72,871	1,916	70,955	43,028
UT Dallas	827	0	827	502
UT El Paso	76	0	76	46
UT San Antonio	4,497	0	4,497	2,727
Totals	33,463,799	8,728,571	24,735,228	\$ 15,000,000

This page is left intentionally blank

6. **U. T. M. D. Anderson Cancer Center: Authorization to lease space at 2130 W. Holcombe Boulevard, Houston, Harris County, Texas, from Sheridan Hills Developments, L.P., a Texas limited partnership, for use as a cancer research facility**

RECOMMENDATION

The Chancellor concurs in the recommendation of the Executive Vice Chancellor for Health Affairs, the Vice Chancellor and General Counsel, and President DePinho that authorization be granted by the U. T. System Board of Regents, on behalf of U. T. M. D. Anderson Cancer Center, to

- a. lease space at 2130 W. Holcombe Boulevard, Houston, Harris County, Texas, from Sheridan Hills Developments, L.P., a Texas limited partnership, for use as a cancer research facility; and
- b. authorize the Executive Director of Real Estate to execute all documents, instruments, or other agreements, and to take all further actions deemed necessary or advisable to carry out the purpose and intent of the foregoing recommendation.

BACKGROUND INFORMATION

A primary research recruiting constraint identified by U. T. M. D. Anderson Cancer Center is research space availability. As a part of the institution's overall cancer research plan, M. D. Anderson has been actively searching for nearby lab space. It has identified space in the building at 2130 W. Holcombe Boulevard as its best opportunity to add additional research space in a timely manner. The building is two blocks west of the campus; notwithstanding that considerable building renovations will be required, the institution has concluded that the space can be delivered at least a year earlier than any other option.

The proposed lease includes approximately 97,547 square feet of research space and approximately 3,235 square feet of storage and mechanical space and associated space. The lessor will make available parking spaces for up to 250 vehicles; the number of spaces used by M. D. Anderson employees may be adjusted monthly based on need and each respective employee will pay all or the majority of the per space parking fee through payroll deduction.

The building is currently an office building and significant renovations will be required to convert the space to research space. The estimated total cost of the renovations is \$38 million, which sum includes \$6.5 million in furniture, fixtures, and equipment; \$3.1 million in architectural and engineering fees; and a \$4 million contingency. The Lessor will contribute \$40 per square foot towards construction of the tenant improvements for the research space. U. T. M. D. Anderson Cancer Center will contribute the remainder of the cost of the improvements, estimated to be \$350 per square foot. All of the tenant improvements will be constructed by the Lessor.

Leasing this space is a part of M. D. Anderson's comprehensive and strategic plan to drive progress in cancer medicine. The institution identified a need for approximately 160,000 square feet of space and evaluated its current space and various lease and construction options. Reallocation of space has enabled the institution to more efficiently use its existing space. Construction is a longer-term solution. Leasing was determined to be the best option to address immediate space needs not solved by reallocation.

Among the several lease possibilities that were examined, the subject property was determined to have characteristics that could accommodate a large amount of high-quality laboratory space by the third quarter of fiscal year 2013, which is 12 to 24 months earlier than other options that were evaluated. Additionally, the lease rate at the property is within the market range of comparable properties.

Details of this lease, which will be funded with hospital revenue and grants, are summarized in the transaction summary on the next page.

Transaction Summary

Institution:	U. T. M. D. Anderson Cancer Center
Type of Transaction:	Lease of space in a commercial office building
Lessor:	Sheridan Hills Developments, L.P.
Location:	Life Science Plaza, 2130 W. Holcombe Boulevard., Houston, Harris County, Texas (see map on following page)
Total Area:	Approximately 97,547 square feet of research space and 3,235 square feet of storage and mechanical space.
Intended Use:	Cancer research space
Lease Term:	The lease term commences on substantial completion of the tenant improvements, currently estimated to be March 1, 2013, and continues for ten years, plus two five-year renewal options.
Lease Costs:	Approximately \$39.1 million in base rent and estimated operating expenses over the 10-year term. Base rent for the research space starts at \$23 per square foot; base rent for the storage and mechanical space starts at \$13 per square foot; rent for both the research space and the storage and mechanical space increases 10% every fourth year. Operating expenses for 2012 are estimated by the Lessor to be approximately \$11.50 per square foot. Charges for each parking space used will be deducted monthly from the respective employee's paycheck. Rent for the renewal option periods will continue the rent escalation schedule of the initial term.
Tenant Improvements:	The Lessor is contributing \$40 per square foot (approximately \$3,901,880) towards construction of the tenant improvements, which have a total estimated cost of \$38 million; that total cost includes \$6.5 million in furniture, fixtures, and equipment, \$3.1 million in architectural and engineering fees, and a \$4 million contingency; the institution is contributing the remainder of the cost of construction, estimated to be \$350 per square foot (approximately \$34.1 million); all construction will be handled by the Lessor.
Source of Funds:	Hospital revenue and grants



7. **U. T. Health Science Center - Tyler: Discussion and appropriate action regarding proposed tuition and fee plan for the first degree program, a Master of Science in Biotechnology in the School of Medical Biological Sciences, for the Academic Years 2012-2013 and 2013-2014**

RECOMMENDATION

The Chancellor concurs in the recommendation of the Executive Vice Chancellor for Health Affairs, the Vice Chancellor and General Counsel, and President Calhoun that the U. T. System Board of Regents approve the proposed tuition and fee plan for the first degree program, a Master of Science in Biotechnology in the School of Medical Biological Sciences, for Academic Years 2012-2013 and 2013-2014 as set forth on the following pages.

BACKGROUND INFORMATION

In Fall 2012, U. T. Health Science Center - Tyler will begin offering its first degree program, a Master of Science in Biotechnology in the School of Medical Biological Sciences. The program, which began as a collaborative partnership with Stephen F. Austin State University (SFA) in 1996, has now grown into an independent program. While still maintaining close ties to SFA, the program will focus more on medical biotechnology to meet growing demands in the biotechnology and pharmaceutical industries.

The Texas Higher Education Coordinating Board approved the request to establish the new program on May 22, 2012, with implementation of the program to begin on August 27, 2012. Anticipated enrollment for the Academic Year 2012-2013 is six and 15 for the Academic Year 2013-2014 (six from the inaugural cohort and nine new enrollments).



**The University of Texas Health Science Center at Tyler
School of Medical Biological Sciences
Master's Degree Program in Biotechnology
Tuition and Fee Proposal
Academic Years 2012-13 and 2013-14**

The Master's degree program in Biotechnology, offered by the Department of Cellular and Molecular Biology in the School of Medical Biological Sciences, proposes the following Graduate-level Tuition and Fees for the Academic Years 2012-13 and 2013-14.

Rationale and supporting information.

Texas Education Code, Chapter 54, states that no institution of higher education may collect from students attending the institution any tuition fee or charge of any kind except as permitted by law.

1. Statutory Tuition (\$100/SCH)

Rationale: The University of Texas Health Science Center at Tyler (UTHSCT) proposes the standard graduate rate of \$100 per semester credit hour (SCH) for Texas residents (see below) and \$802 per SCH for non-Texas residents (as per rate set by THECB).

Supporting Information:

- *TEC Section 54.051 – Tuition Rates*

(c) Unless a different rate is specified by this section, tuition for a resident student at a general academic teaching institution is \$50 per semester credit hour.

(d) Unless a different rate is specified by this section, tuition for a nonresident student at a general academic teaching institution or medical and dental unit is an amount per semester credit hour equal to the average of the nonresident undergraduate tuition charged to a resident of this state at a public state university in each of the five most populous states other than this state, as computed by the coordinating board under this subsection. The coordinating board shall set the tuition rate provided by this subsection for each academic year and report that rate to each appropriate institution not later than January 1 of the calendar year in which the academic year begins, or as soon after that January 1 as practicable. In computing the tuition rate, the coordinating board shall use the nonresident tuition rates for the other states in effect for the academic year in progress when the board makes the computation.

- *TEC Section 54.008 – Tuition Rate Set by Governing Board (Graduate Tuition Rates)*

(a) The tuition rates provided by Subchapter B of this chapter are minimum rates. Except as provided by Subsections (e), (f), and (g), the governing board of each institution of higher education shall set tuition for graduate programs for that institution at a rate that is at least equal to that prescribed by Subchapter B, but that is not more than twice the rate prescribed by Subchapter B. Between the maximum and minimum



rates, the board may set the differential tuition among programs offered by an institution of higher education.

(b) The governing board of a university system is not required to set uniform tuition rates for graduate programs among the institutions of the system.

2. Designated Tuition (\$146/SCH)

Rationale: UTHSCT proposes the rate of \$146 per SCH. This amount is consistent with the local Tyler higher education (graduate level) market. In addition, this amount will help defray the high costs associated with the Biotechnology program, including, but not limited to, providing students direct access to state-of-the-art instrumentation and maintenance of teaching laboratories.

Supporting Information:

- *TEC Section 54.0513 – Designated Tuition*

(a) In addition to amounts that a governing board of an institution of higher education is authorized to charge as tuition under the other provisions of this chapter, the governing board, under the terms the governing board considers appropriate, may charge any student an amount designated as tuition that the governing board considers necessary for the effective operation of the institution.

(b) A governing board may set a different tuition rate for each program and course level offered by each institution of higher education. A governing board may set a different tuition rate as the governing board considers appropriate to increase graduation rates, encourage efficient use of facilities, or enhance employee performance.

(c) Amounts collected by an institution of higher education under this section are institutional funds as defined by Section 51.009 of this Code and shall be accounted for as designated funds. These funds shall not be accounted for in a general appropriations act in such a way as to reduce the general revenue appropriation to a particular institution.

3. Student Services Fee (\$15.44/SCH)

Rationale: The Student Services Fees under this category include a nominal \$15.44/SCH fee to cover publication costs for student activities, support of the student government organization,



as well as student counseling services and access to student center facilities provided under a contractual agreement with UT Tyler (UTT).

Supporting Information:

- *TEC Section 54.503 – Student Services Fees*

(a) For the purposes of this section:

(1) "Student services" means activities which are separate and apart from the regularly scheduled academic functions of the institution and directly involve or benefit students, including textbook rentals, recreational activities, health and hospital services, medical services, intramural and intercollegiate athletics, artists and lecture series, cultural entertainment series, debating and oratorical activities, student publications, student government, the student fee advisory committee, student transportation services other than services under Sections 54.504, 54.511, 54.512, and 54.513 of this Code, and any other student activities and services specifically authorized and approved by the governing board of the institution of higher education. The term does not include services for which a fee is charged under another section of this Code.

(2) "Compulsory fee" means a fee that is charged to all students enrolled at the institution.

(3) "Voluntary fee" means a fee that is charged only to those students who make use of the student service for which the fee is established.

(b) The governing board of an institution of higher education may charge and collect from students registered at the institution fees to cover the cost of student services. The fee or fees may be either voluntary or compulsory as determined by the governing board. The total of all compulsory student services fees collected from a student at an institution of higher education other than The University of Texas at Austin or a component institution of the University of Houston System for any one semester or summer session shall not exceed \$250. All compulsory student services fees charged and collected under this section by the governing board of an institution of higher education, other than a public junior college, shall be assessed in proportion to the number of semester credit hours for which a student registers. No portion of the compulsory fees collected may be expended for parking facilities or services, except as related to providing shuttle bus services.



(f) If the total compulsory fee charged under this section is more than \$150, the increase does not take effect unless the increase is approved by a majority vote of the students voting in an election held for that purpose or by a majority vote of the student government at the institution. In subsequent years, an election authorizing a fee increase must be held before the fee can be increased by more than 10 percent of the fee approved at the last student election.

4. Laboratory Fee (\$30)

Rationale: UTHSCT is proposing a \$30 laboratory fee per semester to help defray costs associated with the hands-on, laboratory-based Biotechnology program. The Biotechnology program will be a thesis mandatory, lab intensive, and biomedical-biotech focused program requiring at least one lab course in each semester of the program. The cost of consumables (supplies and reagents) for training and teaching in a biomedical biotechnology program are quite high and require this nominal associated lab fee to maintain the high standards of the program.

Supporting Information:

- *TEC Section 54.501 – Laboratory Fees*

(a) An institution of higher education shall set and collect a laboratory fee in an amount sufficient to cover the general cost of laboratory materials and supplies used by a student. An institution other than a public junior college may charge a laboratory fee in an amount that is not less than \$2 nor more than \$30 for any one semester or summer term for a student in any one laboratory course, except that the amount of the laboratory fee may not exceed the cost of actual materials and supplies used by the student. A public junior college may charge a laboratory fee in an amount that does not exceed the lesser of \$24 per semester credit hour of laboratory course credit for which the student is enrolled or the cost of actual materials and supplies used by the student.

(b) Laboratory fees collected by an institution under this section shall be accounted for as educational and general funds.

5. Automated Services Fee (\$20) and Records Fee (\$5)

Rationale: These nominal per semester incidental fees are proposed to help defray costs associated with a contractual arrangement for University of Texas Health Science Center at Houston (UTHSCH) to provide UTHSCT with online registration systems, online payment systems, record collection and transcript production.



Supporting Information:

- *TEC Section 54.504 – Incidental Fees*

(a) The governing board of an institution of higher education may fix the rate of incidental fees to be paid to an institution under its governance by students and prospective students and may make rules for the collection of the fees and for the distribution of the funds, such funds to be accounted for as other designated funds. The rate of an incidental fee must reasonably reflect the actual cost to the university of the materials or services for which the fee is collected. In fixing such rate, the governing board may consult with a student fee advisory committee which the governing board may establish if such student committee does not presently exist.

(b) The board shall publish in the general catalog of the university a description of the amount of each fee to be charged.

(c) In this section, "incidental fees" includes, without limitation, such fees as late registration fees, library fines, microfilming fees, thesis or doctoral manuscript reproduction or filing fees, bad check charges, application processing fees, and laboratory breakage charges, but does not include a fee for which a governing board makes a charge under the authority of any other provision of law.

6. Medical Services Fee (\$35) per semester

Rationale: UTHSCT provides health services to all enrolled students through a Medical Services Fee. Health services are provided through UTHSCT's Family Practice Clinics on campus and also at the Health Clinic on the UT Tyler campus. The UTHSCT clinics provide a wide variety of services to include Family Medicine, Adolescent Medicine, Travel Medicine, Aviation Medicine, Sports Medicine, and Geriatric Medicine. These clinics are open Monday-Friday, 8 am – 5 pm. Physicians are on call 24 hours 7 days per week.

Funds obtained from this fee will be accounted for separately and used solely for support of enrolled-student-specific medical services.

Supporting Information:

- *TEC Section 54.50891 – Medical Services Fee; The University of Texas System Components*

(a) The board of regents of The University of Texas System may charge each student registered at a component institution of The University of Texas System a medical services fee not to exceed \$55 for each semester or term. If approved by a majority vote of those students participating in a general election held at the institution for that



purpose, the maximum amount of the medical services fee that may be charged at a component institution is increased to the amount stated on the ballot proposition, not to exceed \$75 for each semester or term. Approval at the election of an increase in the maximum amount of the fee that may be charged at a component institution does not affect the application of Subsection (e) to an increase in the amount of the fee actually charged at that institution from one academic year to the next.

(b) Before charging a medical services fee, the board must give students and administrators an opportunity to offer recommendations to the board as to the type and scope of medical services that should be provided. Before increasing the amount of the medical services fee at The University of Texas at Austin, a medical services fee committee, a majority of the members of which must be students of the university, must approve the fee increase.

(c) A medical services fee charged at a component institution of The University of Texas System may be used only to provide medical services to students registered at that component institution.

(d) A medical services fee charged under this section is in addition to any other fee the board is authorized by law to charge and may not be considered in determining the maximum student services fee that may be charged students enrolled at a component institution of The University of Texas System.

(e) The board may not increase the amount of the fee charged at a component institution of The University of Texas System by more than 10 percent from one academic year to the next unless the increase is approved by a majority of the students of the institution voting in a general election held at the institution for that purpose.

(f) The board shall prorate the amount of a fee charged to a student under this section based on the length of the semester or term for which the student is enrolled.

7. Library Fee (\$75) and IT Fee (\$100) per semester

Rationale: The Library fee is proposed to help defray costs associated with (1) maintaining the high costs of subscriptions and access to program-related biomedical journals and databases required to support the program, and (2) library capital costs and maintenance of online access and web interfaces.

The IT (Information Technology) fee is proposed to cover the overhead costs associated with use and availability of all forms of information technology in the program. This includes maintenance and availability of high-speed wireless service, distance learning resources and availability of computers for student use. This fee will allow our teaching faculty to investigate



and pursue innovative and state-of-the-art solutions for enhancing instructional delivery as well as enhancing student learning outcomes.

Supporting Information:

- *TEC Section 55.16 – Board Responsibility*

(a) Each board shall be authorized to fix and collect rentals, rates, and charges from students and others for the occupancy, services, use, and/or availability of all or any of its property, buildings, structures, activities, operations, or other facilities as provided by this section.

(c) A board shall fix each rental, rate, charge, or fee that the board has authority under this title to fix in an amount determined to be necessary to pay or provide, for each activity or service, all associated capital costs, including debt service, operation and maintenance costs, including associated overhead costs of a system or institution, and prudent reserves. Except as otherwise provided by Subsection (e), this section does not authorize a board to impose a rental, rate, charge, or fee at an amount exceeding a limit imposed by another provision of this title.

(d) For billing and reporting purposes, a board shall accumulate all mandatory fees or charges provided for by this section or Chapter 54 as a separate facilities and services charge.

(f) A board is not required to charge students enrolled in different degree programs at the institution the same rentals, rates, charges, and fees under this section.

8. Matriculation Fee (\$15)

Rationale: UTHSCT proposes the standard matriculation fee imposed to students who withdraw from the institution before the first day of class to cover costs associated with records management as well as support of contractual arrangements with UTHSCH.

Supporting Information:

- *TEC Section 54.006 – Refund or Adjustment of Tuition and Mandatory Fees for Dropped Courses and Student Withdrawals*

(a-1) An institution may assess a nonrefundable \$15 matriculation fee if the student withdraws from the institution before the first day of classes.



9. Installment Tuition Handling Fee (\$15) and Installment Tuition Delinquency Fee (\$25)

Rationale: UTHSCT proposes these fees to be imposed to students using the installment payment option and those that may be delinquent in payments. These fees are based on the contractual agreement with UTHSCH and directly reflect the current amounts specified by UTHSCH.

Supporting Information:

- *TEC Section 54.007 – Option to Pay Tuition by Installment*

(c) The governing board of an institution of higher education may assess and collect incidental fees for students utilizing the payment alternative authorized by Subsection (a)(2) or (b)(2) and for students delinquent in payments. The fees must reasonably reflect the cost to the institution of handling those payments.

The University of Texas Health Science Center at Tyler
 School of Medical Biological Sciences
 Master's Degree Program in Biotechnology
 Tuition and Fee Proposal
 Academic years 2012-13 and 2013-14



Proposed Graduate-level Tuition and Fee Schedule

# of Semester Credit Hours (SCH)	Texas Resident Tuition Rate	Non-Texas Resident Tuition Rate	Graduate Designated Tuition Rate	Student Service Fee	Information Technology Fee	Laboratory Fees	Automation Services Fee	Library Fee	Records Fee	Medical Services Fee
1	\$100	\$802	\$146	\$15.44	\$100	\$30	\$20	\$75	\$5	\$35
2	\$200	\$1,604	\$292	\$30.88	\$100	\$30	\$20	\$75	\$5	\$35
3	\$300	\$2,406	\$438	\$46.32	\$100	\$30	\$20	\$75	\$5	\$35
4	\$400	\$3,208	\$584	\$61.76	\$100	\$30	\$20	\$75	\$5	\$35
5	\$500	\$4,010	\$730	\$77.20	\$100	\$30	\$20	\$75	\$5	\$35
6	\$600	\$4,812	\$876	\$92.64	\$100	\$30	\$20	\$75	\$5	\$35
7	\$700	\$5,614	\$1,022	\$108.08	\$100	\$30	\$20	\$75	\$5	\$35
8	\$800	\$6,416	\$1,168	\$123.52	\$100	\$30	\$20	\$75	\$5	\$35
9	\$900	\$7,218	\$1,314	\$138.96	\$100	\$30	\$20	\$75	\$5	\$35
10	\$1,000	\$8,020	\$1,460	\$138.96	\$100	\$30	\$20	\$75	\$5	\$35
11	\$1,100	\$8,822	\$1,606	\$138.96	\$100	\$30	\$20	\$75	\$5	\$35
12	\$1,200	\$9,624	\$1,752	\$138.96	\$100	\$30	\$20	\$75	\$5	\$35
13	\$1,300	\$10,426	\$1,898	\$138.96	\$100	\$30	\$20	\$75	\$5	\$35
14	\$1,400	\$11,228	\$2,044	\$138.96	\$100	\$30	\$20	\$75	\$5	\$35
15	\$1,500	\$12,030	\$2,190	\$138.96	\$100	\$30	\$20	\$75	\$5	\$35

Matriculation Fee:	\$15
Installment Tuition Handling Fee:	\$15
Installment Tuition Delinquency Fee:	\$25



The University of Texas Health Science Center at Tyler
School of Medical Biological Sciences
Master's Degree Program in Biotechnology
Tuition and Fee Proposal
Academic years 2012-13 and 2013-14

UTHSC TYLER									
TUITION AND FEE PROPOSAL									
FY 2012-13*									
		2011 Resident Total Academic Costs	Proposed 2012 Resident Total Academic Costs	% Increase Over 2011	2011 Non-Resident Total Academic Costs	Proposed 2012 Non-Resident Total Academic Costs	% Increase Over 2011	TOTAL Additional Revenue from Resident & Non-Resident Tuition & Fees	TOTAL Additional Revenue as % of 2011 E&G Budget
Medical Biological Sciences									
	UTHSC Tyler	n/a	\$7,070	n/a	n/a	\$23,918	n/a	\$42,417	0.05%

UTHSC TYLER									
TUITION AND FEE PROPOSAL									
FY 2013-14									
		2012 Resident Total Academic Costs	Proposed 2013 Resident Total Academic Costs	% Increase Over 2012	2012 Non-Resident Total Academic Costs	Proposed 2013 Non-Resident Total Academic Costs	% Increase Over 2012	TOTAL Additional Revenue from Resident & Non-Resident Tuition & Fees	TOTAL Additional Revenue as % of 2011 E&G Budget
Medical Biological Sciences									
	UTHSC Tyler	\$7,070	\$7,070	0.0%	\$23,918	\$23,918	0.0%	\$106,043	0.12%

* The amounts provided above for Total Academic Costs are annualized based on 24 credit hours per year. The total revenue indicated for academic year 2012-13 is for an anticipated 6 enrolled students (our inaugural cohort). The total revenue indicated for academic year 2013-14 is for an anticipated 15 enrolled students (6 from the inaugural cohort and 9 new enrollments). All students are anticipated to be Texas residents.

The University of Texas Health Science Center at Tyler
School of Medical Biological Sciences
Master's Degree Program in Biotechnology
Tuition and Fee Proposal
Academic years 2012-13 and 2013-14



FY 2012-13 PROPOSED USE OF FUNDS											
		faculty			student		information				
		salaries	advancement	scholarships	services/ programs	library	resources	support	security	other	TOTAL
Medical Biological Sciences											
	UTHSC Tyler				\$42,417						\$42,417

FY 2013-14 PROPOSED USE OF FUNDS											
		faculty			student		information				
		salaries	advancement	scholarships	services/ programs	library	resources	support	security	other	
Medical Biological Sciences											
	UTHSC Tyler				\$106,043						\$106,043

The proposed usage of Tuition and Fee funds for the first two years of the program is to help defray costs of the establishment of the program and maintenance of contractual agreements with UTHSCH and UTT for provision of the various support services.

8. **U. T. System: Quarterly report on health matters of interest to the U. T. System, including an update on the overall health care delivery and reimbursement environment for the U. T. System health institutions**

REPORT

Executive Vice Chancellor Shine will report on health matters of interest to the U. T. System, including an update on the overall health care delivery and reimbursement environment for the U. T. System health institutions.



**TABLE OF CONTENTS
FOR
FACILITIES PLANNING AND CONSTRUCTION COMMITTEE**

Committee Meeting: 8/22/2012

Board Meeting: 8/23/2012
Austin, Texas

Printice L. Gary, Chairman
James D. Dannenbaum, Vice Chairman
Alex M. Cranberg
R. Steven Hicks
Robert L. Stillwell

	Committee Meeting	Board Meeting	Page
Convene	<i>4:30 p.m.</i> <i>Chairman Gary</i>		
1. U. T. System Board of Regents: Review of Consent Agenda items, if any, referred for Committee consideration	<i>4:30 p.m.</i> Action	Action	360
<u>Reports</u>			
2. U. T. System: Report on Fire and Life Safety Compliance	<i>4:31 p.m.</i> Report/Discussion <i>Mr. O'Donnell</i>	Not on Agenda	361
3. U. T. System: Capital Improvement Program Update	<i>4:36 p.m.</i> Report/Discussion <i>Mr. O'Donnell</i>	Not on Agenda	362
<u>PUF Project</u>			
4. U. T. Health Science Center - San Antonio: Academic Learning and Teaching Center - Amendment of the FY 2013-2018 Capital Improvement Program to include project (Preliminary Board approval)	<i>4:39 p.m.</i> Action <i>Interim President Kalkwarf</i>	Action	363
<u>Additions to the CIP</u>			
5. U. T. Austin: Graduate School of Business Building - Amendment of the FY 2013-2018 Capital Improvement Program to include project (Preliminary Board approval)	<i>4:44 p.m.</i> Action <i>President Powers</i>	Action	364
6. U. T. Dallas: Existing Space Renovations - Amendment of the FY 2013-2018 Capital Improvement Program to include project; approval of total project cost; authorization of institutional management; appropriation of funds; and resolution regarding parity debt (Final Board approval)	<i>4:49 p.m.</i> Action <i>Mr. O'Donnell</i>	Action	366

	Committee Meeting	Board Meeting	Page
7. U. T. El Paso: Campus Transformation Project - Amendment of the FY 2013-2018 Capital Improvement Program to include project (Preliminary Board approval)	4:52 p.m. Action <i>President Natalicio</i>	Action	368
8. U. T. Health Science Center - Houston: University Housing, Phase III Expansion - Amendment of the FY 2013-2018 Capital Improvement Program to include project (Preliminary Board approval)	4:57 p.m. Action <i>Interim President Colasurdo</i>	Action	370
9. U. T. Medical Branch - Galveston: Victory Lakes Specialty Care Center Expansion - Amendment of the FY 2013-2018 Capital Improvement Program to include project (Preliminary Board approval)	5:00 p.m. Action <i>President Callender</i>	Action	371
10. U. T. Medical Branch - Galveston: Campus Infrastructure at Victory Lakes - Amendment of the FY 2013-2018 Capital Improvement Program to include project (Preliminary Board approval)	5:05 p.m. Action <i>President Callender</i>	Action	372
<u>Design Development Approval</u>			
11. U. T. Austin: Engineering Education and Research Center - Amendment of the FY 2013-2018 Capital Improvement Program to increase total project cost; approval of design development; appropriation of funds and authorization of expenditure; and resolution regarding parity debt (Final Board approval)	5:10 p.m. Action <i>President Powers Mr. O'Donnell</i>	Action	373
12. U. T. Health Science Center - San Antonio: Center for Oral Health Care at the MARC - Approval of design development; appropriation of funds and authorization of expenditure; and resolution regarding parity debt (Final Board approval)	5:20 p.m. Action <i>Mr. O'Donnell</i>	Action	377
<u>Modifications to the CIP</u>			
13. U. T. Dallas: Bioengineering and Sciences Building - Amendment of the FY 2013-2018 Capital Improvement Program (CIP) to increase the total project cost and remove the NSF Engineering Research Center project from the CIP (Preliminary Board approval)	5:25 p.m. Action <i>Mr. O'Donnell</i>	Action	380
14. U. T. Health Science Center - Houston: Research Park Complex - Amendment of the FY 2013-2018 Capital Improvement Program to reallocate funding between the Stage 1 Behavioral and Biomedical Science Building and Stage 2 The University of Texas School of Dentistry at Houston portion of the project; and appropriation of additional Gift funds and authorization of expenditure for the School of Dentistry (Final Board approval)	5:28 p.m. Action <i>Mr. O'Donnell</i>	Action	382
Adjourn	5:30 p.m.		

1. **U. T. System Board of Regents: Review of Consent Agenda items, if any, referred for Committee consideration**

(The proposed Consent Agenda is at the end of the book.)

2. U. T. System: Report on Fire and Life Safety Compliance

REPORT

Mr. Michael O'Donnell, Associate Vice Chancellor for Facilities Planning and Construction, will provide progress to date on fire and life safety compliance for the U. T. System. The annual Fire and Life Safety Compliance Report was created by the Chancellor in February 2004 to respond to the State Fire Marshal's Office (SFMO) program and understand strategies to mitigate potential fire and life safety issues.

BACKGROUND INFORMATION

In 2004, a comprehensive assessment of U. T. System institutions indicated there were \$150,500,000 fire and life safety issues not in compliance with the SFMO's Life Safety Code. Collectively, U. T. System institutions completed \$82,000,000 of fire and life safety projects during 2005 and 2006.

On August 23, 2007, the Board of Regents approved \$18,700,000 in Permanent University Fund (PUF) Bond Proceeds for fire and life safety projects for U. T. Arlington, U. T. Austin, U. T. El Paso, U. T. San Antonio, U. T. Medical Branch - Galveston, U. T. Health Science Center - Houston, and U. T. Health Science Center - San Antonio.

On August 14, 2008, the Board of Regents approved \$25,300,000 in PUF funding for U. T. Arlington, U. T. Austin, U. T. Medical Branch - Galveston, and U. T. Health Science Center - San Antonio to be matched over five years.

In 2010, each campus was asked to identify a specific plan to mitigate the remaining fire and life safety projects including updated schedules, budget estimates, and proposed funding sources. As of May 2010, the institutional plans reported a remaining \$101,600,000 of unfunded fire and life safety issues Systemwide that are not in compliance with the SFMO Life Safety Code and need mitigation. Those plans reflected the need for supplemental funding at two campuses: U. T. Austin and U. T. Health Science Center - San Antonio.

On August 12, 2010, the Board of Regents approved \$25,000,000 in PUF Bond Proceeds for fire and life safety projects for U. T. Austin and U. T. Health Science Center - San Antonio. Discussions with the campuses reflect that these projects are on schedule.

In May 2012, the campuses reported a \$34,600,000 reduction in Fire and Life Safety projects and that \$66,900,000 in Fire and Life Safety projects remain. Campus four-year mitigation plans indicate \$66,900,000 in funding identified, leaving \$2,500,000 of Fire and Life Safety projects post FY16.

3. **U. T. System: Capital Improvement Program Update**

REPORT

Mr. Michael O'Donnell, Associate Vice Chancellor for Facilities Planning and Construction, will provide the annual update of the Capital Improvement Program (CIP) pursuant to the Regents' *Rules and Regulations*, Rule 80301, Section 1. The CIP consists of major new construction and repair and rehabilitation projects to be implemented and funded from institution and Systemwide revenue sources. Projects included in the CIP correspond to the highest priority needs identified by institutional administration.

4. U. T. Health Science Center - San Antonio: Academic Learning and Teaching Center - Amendment of the FY 2013-2018 Capital Improvement Program to include project (Preliminary Board approval)

RECOMMENDATION

The Chancellor concurs with the Executive Vice Chancellor for Health Affairs, the Executive Vice Chancellor for Business Affairs, and Interim President Kalkwarf that the U. T. System Board of Regents amend the FY 2013-2018 Capital Improvement Program (CIP) to include the Academic Learning and Teaching Center project at U. T. Health Science Center - San Antonio as follows:

Project No.: 402-720

Project Delivery Method: Construction Manager-at-Risk

Substantial Completion Date: June 2016

Total Project Cost:	<u>Source</u>	<u>Proposed</u>
	Permanent University Fund Bond Proceeds	\$45,000,000

- Investment Metrics:**
- Allow for the establishment of a separate cohort of medical students who will train and graduate in the Rio Grande Valley, as a concrete step toward the establishment of a medical school in South Texas, as authorized by the 81st Texas Legislature and endorsed by the Board of Regents
 - Increase enrollment from an initial 15 to 50 students taking the third and fourth years of medical school at the Regional Academic Health Center (RAHC)
 - Reduce space deficit by 125,000 gross square feet (GSF)

BACKGROUND INFORMATION

This proposed building will consist of approximately 125,000 GSF for additional classrooms, lecture halls, anatomy laboratories, student services, and other areas that specifically serve student needs and establish the portal for medical students to train and graduate in the Lower Rio Grande Valley as a concrete step toward the establishment of a medical school in South Texas, as authorized by SB 98 from the 81st Legislature and endorsed by the Board of Regents on May 3, 2012.

U. T. Health Science Center - San Antonio has developed a plan to graduate a first cohort of medical students in South Texas in 2018, under San Antonio accreditation. Fifteen additional medical students will matriculate beginning in 2014 under a separate medical student admissions track for South Texas, with this number growing to 50 by 2018. For these students, the first and second year of medical school will be in San Antonio at the Health Science Center, with their third and fourth year of medical school education at the RAHC in the Lower Rio Grande Valley.

The proposed project is necessary to allow for this expansion of the student body in the School of Medicine and their instruction during the first and second years of medical school.

This proposed project has been approved by U. T. System staff and meets the criteria for inclusion in the CIP. Approval of design development plans and authorization of expenditure of funding will be presented to the Board for approval at a later date.

5. U. T. Austin: Graduate School of Business Building - Amendment of the FY 2013-2018 Capital Improvement Program to include project (Preliminary Board approval)

RECOMMENDATION

The Chancellor concurs with the Executive Vice Chancellor for Academic Affairs, the Executive Vice Chancellor for Business Affairs, and President Powers that the U. T. System Board of Regents amend the FY 2013-2018 Capital Improvement Program (CIP) to include the Graduate School of Business Building project at U. T. Austin as follows:

Project No.:	102-719	
Project Delivery Method:	Construction Manager-at-Risk	
Substantial Completion Date:	February 2017	
Total Project Cost:	<u>Source</u>	<u>Proposed</u>
	Revenue Financing System Bond Proceeds ¹	\$ 96,750,000
	Gifts	\$ 58,250,000
		<u>\$155,000,000</u>

Funding Note: ¹ Revenue Financing System debt is proposed to be repaid by \$15,500,000 from Parking and Transportation Services, \$23,000,000 from the AT&T Executive Education and Conference Center (EECC) and \$58,250,000 from Designated Tuition

- Investment Metrics:**
- Add 220,000 GSF for use by the MBA program to support the McCombs School of Business goal to become one of the most prominent business schools in the world by 2017
 - Add 50,000 GSF of conference space to expand the AT&T EECC
 - Add 525 parking spaces to generate revenue

BACKGROUND INFORMATION

The proposed project will include an academic building for the McCombs School of Business to house the Graduate School of Business, an expansion of the AT&T Executive Education and Conference Center (EECC), and a parking garage with 525 spaces for a total of approximately 458,000 gross square feet (GSF). The new building will house the Master of Business Administration (MBA) graduate program administration, Career Services, Center for Teaching Excellence, research centers, graduate classrooms, graduate student study areas, and a food service facility. The EECC expansion will provide an additional ballroom, divisible into four conference rooms, a mix of tiered fixed-seat classrooms, flat-floor classrooms, and breakout rooms. The parking garage will provide approximately 350 spaces to support the expansion and 175 spaces to meet other campus parking needs.

The McCombs School of Business recently completed a Strategic Plan, which seeks to establish the School as one of the premier business schools in the world by 2017. A new Graduate School of Business (GSB) Building is expected to advance this plan by enhancing the McCombs School's ability to attract top ranked students in the highly competitive full-time MBA market. A Strategic Facilities Master Plan was conducted to provide an informed and objective critique of the existing McCombs facilities. From this plan, the School identified eight areas in

which its facilities needed to improve to support its strategic plan. The core initiative is the construction of the GSB Building to accommodate professionals returning to school for graduate degrees after spending time in the workplace, which creates resource needs different from the typical undergraduate student.

The existing GSB Building co-houses many resources also serving the needs of undergraduate students. The mixture of professional graduate students with undergraduate students impairs the School's ability to meet all of the unique needs of either group. A future renovation of the existing GSB Building and the McCombs School of Business Building is planned for undergraduate students following relocation of the MBA program to the new building.

This proposed project has been approved by U. T. System staff and meets the criteria for inclusion in the CIP. Approval of design development plans and authorization of expenditure of funding will be presented to the Board for approval at a later date.

6. U. T. Dallas: Existing Space Renovations - Amendment of the FY 2013-2018 Capital Improvement Program to include project; approval of total project cost; authorization of institutional management; appropriation of funds; and resolution regarding parity debt (Final Board approval)

RECOMMENDATION

The Chancellor concurs with the Executive Vice Chancellor for Academic Affairs, the Executive Vice Chancellor for Business Affairs, and President Daniel that the U. T. System Board of Regents amend the FY 2013-2018 Capital Improvement Program (CIP) to include the Existing Space Renovations project at U. T. Dallas as follows:

Project No.: 302-724
Institutionally Managed: Yes No
Project Delivery Method: Competitive Sealed Proposals
Substantial Completion Date: December 2014
Total Project Cost: Source Revenue Financing System Bond Proceeds¹ Proposed \$10,000,000

Funding Note: ¹ Revenue Financing System debt is proposed to be repaid from Designated Tuition

Investment Metric: This project will directly support the University's Strategic Plan Imperative of adding 5,000 full-time equivalent students by 2017, creating a total student population of 21,000.

- a. approve a total project cost of \$10,000,000 with funding from Revenue Financing System Bond Proceeds;
- b. authorize U. T. Dallas to manage the total project budgets, appoint architects, approve facility programs, prepare final plans, and award contracts;
- c. appropriate funds; and
- d. resolve in accordance with Section 5 of the Amended and Restated Master Resolution Establishing The University of Texas System Revenue Financing System that
 - parity debt shall be issued to pay the project's cost, including any costs prior to the issuance of such parity debt;
 - sufficient funds will be available to meet the financial obligations of the U. T. System, including sufficient Pledged Revenues as defined in the Master Resolution to satisfy the Annual Debt Service Requirements of the Financing System, and to meet all financial obligations of the U. T. System Board of Regents relating to the Financing System; and

- U. T. Dallas, which is a "Member" as such term is used in the Master Resolution, possesses the financial capacity to satisfy its direct obligation as defined in the Master Resolution relating to the issuance by the U. T. System Board of Regents of tax-exempt parity debt in the aggregate amount of \$10,000,000.

BACKGROUND INFORMATION

Debt Service

The \$10,000,000 in Revenue Financing System debt will be repaid from Designated Tuition. Annual debt service on the \$10,000,000 Revenue Financing System debt is expected to be \$651,000. The institution's debt service coverage is expected to be at least 2.2 times and average 2.2 times over FY 2013-2018.

Project Description

The scope of the project will cover several buildings, but will primarily modernize portions of the Lloyd V. Berkner Hall and the North and South Engineering and Computer Science Buildings. This project will convert and update existing space into modern fully-functional modular research laboratories, offices, and support spaces.

This proposed repair and rehabilitation project has been approved by U. T. System staff and meets the criteria for inclusion in the CIP. Design development plans and authorization of expenditure of funding will be approved by the President at a later date. It has been determined that this project would best be managed by the U. T. Dallas Facility Management personnel who have the experience and capability to manage all aspects of the work.

7. U. T. El Paso: Campus Transformation Project - Amendment of the FY 2013-2018 Capital Improvement Program to include project (Preliminary Board approval)

RECOMMENDATION

The Chancellor concurs with the Executive Vice Chancellor for Academic Affairs, the Executive Vice Chancellor for Business Affairs, and President Natalicio that the U. T. System Board of Regents amend the FY 2013-2018 Capital Improvement Program (CIP) to include the Campus Transformation Project at U. T. El Paso as follows:

Project No.:	201-751				
Project Delivery Method:	Construction Manager-at-Risk				
Substantial Completion Date:	June 2014				
Total Project Cost:	<table><tr><td><u>Source</u></td><td><u>Proposed</u></td></tr><tr><td>Revenue Financing System Bond Proceeds ¹</td><td>\$25,000,000</td></tr></table>	<u>Source</u>	<u>Proposed</u>	Revenue Financing System Bond Proceeds ¹	\$25,000,000
<u>Source</u>	<u>Proposed</u>				
Revenue Financing System Bond Proceeds ¹	\$25,000,000				

Funding Note: ¹ Revenue Financing System debt is proposed to be repaid from Gifts and from Designated Tuition; the latter if necessary

Investment Metrics: By 2014

- Elimination of routine vehicular traffic through the campus
- Elimination of 167 surface parking spaces from the center of campus
- Completion of the Centennial Plaza, creating a central gathering space for the student community

BACKGROUND INFORMATION

The Campus Transformation Project will complete the campus outdoor space reconfiguration that began more than 10 years ago to improve access and space utilization and to enhance the quality of campus life. The project is the culmination of the Campus Master Plan and the implementation process that has successfully leveraged the investments of a variety of strategic partners, including the City of El Paso and the Texas Department of Transportation.

The primary organizational framework of current outdoor spaces, especially parking and streets, no longer meets even minimal campus needs. Restricting vehicles to roadways along the campus perimeter and providing safe, convenient, and attractive walkways for pedestrians all across the campus has become an increasingly urgent priority.

At the heart of this plan is the creation of a continuous pedestrian environment that uses walkways, bike paths, and green spaces to knit together campus buildings, improve circulation to and from classes, increase pedestrian safety, and create more inviting gathering spaces on an inner campus that has previously been dominated by vehicles. In addition to improving safety, this more appealing campus environment and the sense of community it builds will help to foster student success.

The project is expected to ultimately be funded from Gifts, with Revenue Financing System debt issued initially to provide interim financing pending gift collections. Revenue Financing System debt will be issued to the extent U. T. El Paso has received an equal amount of gifts or pledges. As gifts are collected, they will be used to retire interim financing. Designated Tuition will be used to supplement gift receipts, if necessary, to fund interest expense on the interim financing.

This proposed project has been approved by U. T. System staff and meets the criteria for inclusion in the CIP. Approval of design development plans and authorization of expenditure of funding will be presented to the Board for approval at a later date.

8. U. T. Health Science Center - Houston: University Housing, Phase III Expansion - Amendment of the FY 2013-2018 Capital Improvement Program to include project (Preliminary Board approval)

RECOMMENDATION

The Chancellor concurs with the Executive Vice Chancellor for Health Affairs, the Executive Vice Chancellor for Business Affairs, and Interim President Colasurdo that the U. T. System Board of Regents amend the FY 2013-2018 Capital Improvement Program (CIP) to include the University Housing, Phase III Expansion project at U. T. Health Science Center - Houston as follows:

Project No.: 701-709
Project Delivery Method: Construction Manager-at-Risk
Substantial Completion Date: April 2014
Total Project Cost:

<u>Source</u>	<u>Proposed</u>
Revenue Financing System Bond Proceeds ¹	\$24,591,000

Funding Note: ¹ Revenue Financing System Bond Proceeds to be repaid from rental income

- Investment Metrics:**
- Contribute to an overall lower cost of living for tenants by providing at or below market rents
 - Maintain 95% or higher occupancy rate

BACKGROUND INFORMATION

The proposed project will add 168 new apartment units containing a total of approximately 161,060 gross square feet. The mix of units would be 104 one-bedroom and 64 two-bedroom units. The new units would be located on 5.1 acres of vacant university land adjacent to the Phase I and Phase II Student and Faculty Housing, allowing for shared resources such as the maintenance staff, security, leasing office, and site amenities. An adjacent parking structure with approximately 260 parking spaces will be included.

There is a critical need for additional housing capacity on campus. To support the mission of the University, it is critical to be able to attract and keep students and faculty. By providing on-campus housing at a cost-effective rate, U. T. Health Science Center - Houston will offer an environment that will compete with top-notch research institutions. Current campus housing consists of 806 apartment units with a waiting list of over 300 individuals. The Texas Medical Center Laurence H. Favrot Tower Apartments, which has traditionally provided housing for approximately 200 residents with ties to the Medical Center, has announced that the Favrot Tower will close effective August 31, 2012, and this will add to the demand for housing.

This proposed project has been approved by U. T. System staff and meets the criteria for inclusion in the CIP. Approval of design development plans and authorization of expenditure of funding will be presented to the Board for approval at a later date.

9. U. T. Medical Branch - Galveston: Victory Lakes Specialty Care Center Expansion - Amendment of the FY 2013-2018 Capital Improvement Program to include project (Preliminary Board approval)

RECOMMENDATION

The Chancellor concurs with the Executive Vice Chancellor for Health Affairs, the Executive Vice Chancellor for Business Affairs, and President Callender that the U. T. System Board of Regents amend the FY 2013-2018 Capital Improvement Program (CIP) to include the Victory Lakes Specialty Care Center Expansion project at U. T. Medical Branch - Galveston (UTMB) as follows:

Project No.:	601-721	
Project Delivery Method:	Design-Build	
Substantial Completion Date:	February 2015	
Total Project Cost:	<u>Source</u>	<u>Proposed</u>
	Revenue Financing System Bond Proceeds ¹	\$ 82,000,000

Funding Note: ¹ Revenue Financing System debt is proposed to be repaid from Hospital Revenues

Investment Metrics:

- Expand access for mainland patients by providing procedures and surgeries requiring up to 72-hour stay (on average)
- Ensure viability of Orthopedic, General Surgery, Cardiology, and Women’s Services programs
- Increase surgical cases, diagnostic, and treatment services

BACKGROUND INFORMATION

The proposed project will include a 142,000 gross square foot (GSF) addition to the existing Specialty Care Center at Victory Lakes on the Victory Lakes Campus in League City, Texas. The project will include additional operating rooms, an emergency department, observation units, and associated support space that will allow for procedures and surgeries requiring up to an average 72-hour stay. This project represents the next step in implementation of the Campus Master Plan, and includes consideration for future expansion to meet the needs of the community.

The Center's ambulatory surgery and complex diagnostic services will be expanded to provide 39 inpatient beds, 17 emergency/urgent care beds, additional operating rooms, endoscopy rooms, and 25,000 GSF of shell space for future development. Increased imaging capabilities including an X-ray fluoroscopy facility, ultrasound, and CT unit will be added within the existing facility.

This proposed project has been approved by U. T. System staff and meets the criteria for inclusion in the CIP. Approval of design development plans and authorization of expenditure of funding will be presented to the Board for approval at a later date. See the related item on the Campus Infrastructure at Victory Lakes project (Item 10 on the next page).

10. U. T. Medical Branch - Galveston: Campus Infrastructure at Victory Lakes - Amendment of the FY 2013-2018 Capital Improvement Program to include project (Preliminary Board approval)

RECOMMENDATION

The Chancellor concurs with the Executive Vice Chancellor for Health Affairs, the Executive Vice Chancellor for Business Affairs, and President Callender that the U. T. System Board of Regents amend the FY 2013-2018 Capital Improvement Program (CIP) to include the Campus Infrastructure at Victory Lakes project at U. T. Medical Branch - Galveston (UTMB) as follows:

Project No.:	601-723	
Project Delivery Method:	Design-Build	
Substantial Completion Date:	February 2015	
Total Project Cost:	<u>Source</u>	<u>Proposed</u>
	Revenue Financing System Bond Proceeds ¹	\$8,080,000

Funding Note: ¹ Revenue Financing System debt is proposed to be repaid from Hospital Revenues

Investment Metrics:

- Support the UTMB strategic plan via cost-effective and sustainable energy solutions
- Continue development of the Victory Lakes Campus in alignment with the master plan

BACKGROUND INFORMATION

UTMB has engaged in extensive reviews, both technical and financial, of various options to provide sustainable utilities infrastructure for both the UTMB main campus and for the Victory Lakes campus. The outcome of this effort is an emphasis on the ability of UTMB to provide a large portion of the electrical and thermal utility needs of each campus on its own site. This approach will support each mission area with infrastructure that is efficient and sustainable through various conditions and events.

This project will include a central plant facility to provide added thermal utilities, normal and emergency electrical power, and redundancy for each system to the Victory Lakes Campus. The system will be capable of independently providing electricity, hot water, chilled water, and steam for a period of 72 hours. The design will provide for the on-site storage of the necessary fuel, process water, and provide an uninterruptible natural gas supply. The facility will include both black-start emergency power equipment and the diesel-powered generation required by code for the buildings. This first phase will also include distribution to feed the proposed Victory Lakes Specialty Care Center Expansion project (Item 9 on the previous page).

This proposed project has been approved by U. T. System staff and meets the criteria for inclusion in the CIP. Approval of design development plans and authorization of expenditure of funding will be presented to the Board for approval at a later date.

11. U. T. Austin: Engineering Education and Research Center - Amendment of the FY 2013-2018 Capital Improvement Program to increase total project cost; approval of design development; appropriation of funds and authorization of expenditure; and resolution regarding parity debt (Final Board approval)

RECOMMENDATION

The Chancellor concurs with the Executive Vice Chancellor for Academic Affairs, the Executive Vice Chancellor for Business Affairs, and President Powers that the U. T. System Board of Regents approve the recommendations for the Engineering Education and Research Center project at U. T. Austin as follows:

Project No.: 102-556
Project Delivery Method: Construction Manager-at-Risk
Substantial Completion Date: July 2016

Total Project Cost:	<u>Source</u>	<u>Current</u>	<u>Proposed</u>
	Gifts	\$105,000,000	\$105,000,000
	Permanent University Fund Bond Proceeds	\$105,000,000	\$105,000,000
	Revenue Financing System Bond Proceeds ¹	\$ 75,000,000	\$ 95,000,000
	Unexpended Plant Funds ²	<u>\$ 5,000,000</u>	<u>\$ 5,000,000</u>
		<u>\$290,000,000</u>	<u>\$310,000,000</u>

Funding Notes:

¹ Revenue Financing System debt is proposed to be repaid by \$78M from Designated Tuition, \$17M from Facilities and Administrative cost return earned on sponsored research

² Unexpended Plant Funds is cash held from construction from various sources including investment income, rental income, and indirect cost balances

Investment Metrics: By 2016

- Enable top-10 ranked Electrical and Computer Engineering (ECE) department to expand from 65 faculty to 74 faculty and from 300 Ph.D. students to 480 Ph.D. students thereby doubling the current level of \$18.3M of annual research expenditure in ECE
- Interdisciplinary research space will allow adding 24 new faculty and 192 Ph.D. students in priority areas of the research programs with an estimated annual increase of \$14M in research expenditures
- New teaching labs will allow innovations in curriculum, improve the ability to attract top undergraduate students, increase graduation rates, and improve student learning outcomes
- Centralize student facilities and learning space to improve the student experience, leading to greater student success, and enable opportunities to collaborate in formal and informal programmed space

- a. amend the FY 2013-2018 Capital Improvement Program (CIP) to increase the total project cost from \$290,000,000 to \$310,000,000;
- b. approve design development plans;

- c. appropriate funds and authorize expenditure of \$105,000,000 from Permanent University Fund (PUF) Bond Proceeds, \$105,000,000 from Gifts, \$95,000,000 from Revenue Financing System Bond Proceeds, and \$5,000,000 from Unexpended Plant Funds;
- d. resolve in accordance with Section 5 of the Amended and Restated Master Resolution Establishing The University of Texas System Revenue Financing System that
 - parity debt shall be issued to pay the project's cost, including any costs prior to the issuance of such parity debt;
 - sufficient funds will be available to meet the financial obligations of the U. T. System, including sufficient Pledged Revenues as defined in the Master Resolution to satisfy the Annual Debt Service Requirements of the Financing System, and to meet all financial obligations of the U. T. System Board of Regents relating to the Financing System; and
 - U. T. Austin, which is a "Member" as such term is used in the Master Resolution, possesses the financial capacity to satisfy its direct obligation as defined in the Master Resolution relating to the issuance by the U. T. System Board of Regents of tax-exempt parity debt in the aggregate amount of \$95,000,000; and
- e. condition Notice to Proceed (NTP) for Stage Two construction upon completion of the authorized gift funding.

BACKGROUND INFORMATION

Debt Service

The \$95,000,000 in aggregate Revenue Financing System debt will be repaid from local funds. Annual debt service on the \$95,000,000 Revenue Financing System debt is expected to be \$6,180,000. The institution's debt service coverage is expected to be at least 2.2 times and average 2.2 times over FY 2013-2018.

Previous Board Actions

On February 5, 2010, the Engineering Education and Research Building project was included in the CIP with a total project cost of \$290,000,000 with funding of \$100,000,000 from Gifts, \$185,000,000 from Revenue Financing System (RFS) Bond Proceeds, and \$5,000,000 from Unexpended Plant Funds. On April 2, 2010, the Associate Vice Chancellor for Facilities Planning and Construction approved the project renaming to the Engineering Education and Research Center. On August 12, 2010, the Board approved \$30,000,000 in PUF on a 2 for 1 match where \$2 of Gifts will be matched by \$1 of PUF. On October 7, 2010, the Chancellor approved the revision in funding to \$30,000,000 in PUF, \$155,000,000 in RFS, \$100,000,000 in Gifts, and \$5,000,000 in Unexpended Plant Funds. On August 25, 2011, the Chancellor revised

the funding to \$105,000,000 from Gifts, \$105,000,000 in PUF, \$75,000,000 in RFS, and \$5,000,000 in Unexpended Plant Funds to reflect the Board's allocation on the same date of \$75,000,000 in PUF funds subject to a 1 for 1 match.

Project Description

This project will replace the functionally obsolete Engineering-Science Building (ENS), temporary facilities in the Computer Sciences Annex (CSA), and the Academic Annex (ACA). The project will provide the University with a new eight level, approximate 432,794 gross square foot (GSF) engineering facility with an additional approximate 36,243 GSF of renovation and remodel in select areas of Ernest Cockrell, Jr. Hall. This project will also provide a new 2,850 GSF Material Transfer Center to accommodate a displaced Environmental Health and Safety campus operation for a total of approximately 471,887 GSF of construction.

The EERC is central to achieving the Cockrell School of Engineering's vision to become a global center for technology innovation, engineering education, and entrepreneurship. Through the integration of undergraduate education, and especially project-based learning, interdisciplinary graduate research, and modern collaborative facilities for the Department of Electrical and Computer Engineering (ECE), the EERC will bring a new paradigm for engineering education and research to U. T. Austin. This transformative facility is absolutely critical to U. T. Austin's ability to continue to provide excellence in engineering education.

The Cockrell School of Engineering is currently ranked 8th among graduate programs and 11th among undergraduate programs (*U.S. News & World Report*), placing it as one of the highest ranked schools at the University. Peer engineering schools have built significant new education and research facilities over the past decade, making the Cockrell School less competitive in attracting faculty and graduate student talent, delivering quality education to students in engineering, and providing modern laboratory space for sponsored research. To address this competitive disadvantage, the University conducted an extensive strategic planning study for engineering, assessing the current facilities, incorporating the academic strategic plan, and identifying options within the University-wide master plan.

As the first step and highest priority project in the master plan, the Engineering Education and Research Center will provide urgently needed space to increase research and graduate education for the rapidly changing trends in engineering and technology and provide a high-quality learning environment for undergraduate students with multidisciplinary design and project space. In addition, there will be new facilities for entrepreneurship and commercialization of technology, as well as for outreach and diversity programs to interest K - 12 students in engineering. Included in the project are proposal alternates for shell space finish-out of 19,708 GSF of interdisciplinary research laboratories and 5,280 GSF for a network operations center facilitating campus data management and communication services.

Following Board approval, and subject to final philanthropic funding commitments being in place, the project will be constructed in two separate stages. Stage One will commence in September 2012 and encompass partial site utilities, select portions of renovation and remodel work in Ernest Cockrell, Jr. Hall and the Material Transfer Center with expected completion in August 2013. Stage Two will commence in September 2013 with the demolition of the Engineering-Science Building followed by construction of the Engineering Education and Research Center and the remaining portions of the Ernest Cockrell, Jr. Hall renovation and remodel, reaching operational occupancy in August 2016.

The gift funding authorized for expenditure is not fully collected or committed at this time, although substantial progress has been made. Conditional design development approval will allow Stage One projects to commence in September 2012, subject to available funding. The subsequent Notice to Proceed (NTP) for construction of Stage Two, scheduled to commence in September 2013, is conditioned on the completion of the fund-raising campaign.

Basis of Design

The planned building life expectancy includes the following elements:

Enclosure: 50-75 years

Building Systems: 25-30 years

Interior Construction: 10-20 years

The exterior appearance and finish are consistent with existing campus buildings and with the existing Campus Master Plan. The mechanical and electrical building systems are designed with sufficient flexibility and space for future capacity to allow for changes without significant disruption to ongoing activities. The interior appearance and finish are consistent with existing campus buildings.

12. U. T. Health Science Center - San Antonio: Center for Oral Health Care at the MARC - Approval of design development; appropriation of funds and authorization of expenditure; and resolution regarding parity debt (Final Board approval)

RECOMMENDATION

The Chancellor concurs with the Executive Vice Chancellor for Health Affairs, the Executive Vice Chancellor for Business Affairs, and Interim President Kalkwarf that the U. T. System Board of Regents approve the recommendations for the Center for Oral Health Care at the MARC project at U. T. Health Science Center - San Antonio as follows:

Project No.:	402-644	
Project Delivery Method:	Construction Manager-at-Risk	
Substantial Completion Date:	December 2014	
Total Project Cost:	<u>Source</u>	<u>Current</u>
	Permanent University Fund Bond Proceeds	\$74,000,000
	Revenue Financing System Bond Proceeds ¹	\$ 4,000,000
	Designated Funds ²	\$15,000,000
	Gifts	<u>\$ 2,000,000</u>
		<u>\$95,000,000</u>

Funding Notes: ¹ Revenue Financing System debt to be repaid from parking fees
² Designated Funds from clinical revenue in hand

- Investment Metrics:**
- Increase patient visits by 10% within two years and 15% within three years
 - Increase clinical revenue by 10% within two years and 25% within five years
 - Increase clinical research funding by 10% within two years
 - Enroll 33% of highest qualified dental school applicants based on campus applicant scoring system

- a. approve design development plans;
- b. appropriate funds and authorize expenditure of \$74,000,000 from Permanent University Fund (PUF) Bond Proceeds, \$4,000,000 from Revenue Financing System Bond Proceeds, \$15,000,000 from Designated Funds, and \$2,000,000 from Gifts; and
- c. resolve in accordance with Section 5 of the Amended and Restated Master Resolution Establishing The University of Texas System Revenue Financing System that
 - parity debt shall be issued to pay the project's cost, including any costs prior to the issuance of such parity debt;
 - sufficient funds will be available to meet the financial obligations of the U. T. System, including sufficient Pledged Revenues as defined in the Master Resolution to satisfy the Annual Debt Service Requirements of the Financing System, and to meet all financial obligations of the U. T. System Board of Regents relating to the Financing System; and

- U. T. Health Science Center - San Antonio, which is a "Member" as such term is used in the Master Resolution, possesses the financial capacity to satisfy its direct obligation as defined in the Master Resolution relating to the issuance by the U. T. System Board of Regents of tax-exempt parity debt in the aggregate amount of \$4,000,000.

BACKGROUND INFORMATION

Debt Service

The \$4,000,000 in aggregate Revenue Financing System debt will be repaid from parking revenues. Annual debt service on the \$4,000,000 Revenue Financing System debt is expected to be \$260,000. The institution's debt service coverage is expected to be at least 1.8 times and average 2.1 times over FY 2013-2018.

Previous Board Action

On February 9, 2012, the project was included in the Capital Improvement Program (CIP) with a total project cost of \$95,000,000 with funding of \$63,000,000 from PUF Bond Proceeds, \$15,000,000 from Revenue Financing System (RFS) Bond Proceeds, \$15,000,000 from Designated Funds, and \$2,000,000 from Gifts. On June 12, 2012, the Chancellor approved a revision in funding to \$74,000,000 from PUF, \$4,000,000 from RFS, \$15,000,000 from Designated Funds, and \$2,000,000 from Gifts.

Project Description

This project will consist of approximately 198,000 gross square feet for a dental clinic facility to improve dental education and training and sustain the Dental School's top-tier ranking. The proposed facility, to be located adjacent to the Medical Arts and Research Center (MARC), will include a parking structure with approximately 386 spaces. The fourth floor of the building will remain as shell space at this time, with finish-out to be completed as funding permits. The facility will be constructed using cost-effective models compatible with other commercial medical structures, including the MARC.

A new dental clinic facility will allow the campus to enhance educational and clinical interactions between clinical specialties. The proximity to the MARC outpatient medical care clinics will facilitate the referral and management of patients with oral health conditions. The current Dental School Building is almost 40 years old and is not able to address infrastructure liabilities and incorporation of current and future technologies. The Health Science Center Office of Environmental Health and Safety has audited the U. T. Dental School - San Antonio and reports that the building does not comply with the current life safety code for health care facilities. The existing building will be repurposed for nonhealth care activities in the future.

The gift funding authorized for expenditure will be from unrestricted gifts received via the President's Council, and the institution possesses sufficient local funds to cover any shortfall.

Basis of Design

The planned building life expectancy includes the following elements:

Enclosure: 50-75 years

Building Systems: 25-30 years

Interior Construction: 10-20 years

The exterior appearance and finish are consistent with existing campus buildings and with the existing Campus Master Plan. The mechanical and electrical building systems are designed with sufficient flexibility and space for future capacity to allow for changes without significant disruption to ongoing activities. The interior appearance and finish will be consistent with existing campus buildings.

13. U. T. Dallas: Bioengineering and Sciences Building - Amendment of the FY 2013-2018 Capital Improvement Program (CIP) to increase the total project cost and remove the NSF Engineering Research Center project from the CIP (Preliminary Board approval)

RECOMMENDATION

The Chancellor concurs with the Executive Vice Chancellor for Academic Affairs, the Executive Vice Chancellor for Business Affairs, and President Daniel that the U. T. System Board of Regents approve the recommendations for the Bioengineering and Sciences Building project at U. T. Dallas as follows:

Project No.:	302-679		
Project Delivery Method:	Construction Manager-at-Risk		
Substantial Completion Date:	December 2015		
Total Project Cost:	<u>Source</u>	<u>Current</u>	<u>Proposed</u>
	Permanent University Fund Bond Proceeds ¹	\$72,250,000	\$ 77,250,000
	Revenue Financing System Bond Proceeds ²	\$ 8,750,000	\$ 26,750,000
	Unexpended Plant Funds ³	<u>\$ 4,000,000</u>	<u>\$ 4,000,000</u>
		\$85,000,000	\$108,000,000

- Funding Notes:**
- ¹ The increase of \$5,000,000 will be funded through the U. T. System Research Incentive Program
 - ² Revenue Financing System debt is proposed to be repaid from indirect cost recovery
 - ³ Unexpended Plant Funds are from Designated Tuition

- Investment Metrics:**
- Add 2,220 new students in STEM fields with emphasis on life sciences, neurosciences, and bioengineering
 - Accommodate 74 new tenure and tenure-track faculty members
 - Generate \$15 million per year in externally funded research support
 - Create significant new technology transfer opportunities from discoveries made and entrepreneurs trained

Total Project Close-out for National Science Foundation (NSF) Engineering Research Center	<u>Source</u>	<u>Current</u>	<u>Proposed</u>
	Revenue Financing System Bond Proceeds	\$18,000,000	\$0
	Unexpended Plant Funds	<u>\$ 2,000,000</u>	<u>\$0</u>
		\$20,000,000	\$0

- a. amend the FY 2013-2018 Capital Improvement Program (CIP) to increase the total project cost from \$85,000,000 to \$108,000,000; and
- b. remove the NSF Engineering Research Center project from the CIP.

BACKGROUND INFORMATION

Previous Board Actions

On February 9, 2012, the Bioengineering and Sciences Building project was included in the CIP with a total project cost of \$85,000,000 with funding of \$72,250,000 from Permanent University Fund (PUF) Bond Proceeds, \$8,750,000 from Revenue Financing System (RFS) Bond Proceeds, and \$4,000,000 from Unexpended Plant Funds.

On August 24, 2011, the NSF Engineering Research Center project was included in the CIP with a total project cost of \$20,000,000 with funding of \$18,000,000 from RFS and \$2,000,000 from Unexpended Plant Funds.

Project Description

The original project contained approximately 172,000 gross square feet, housing classrooms and instructional laboratories, faculty and teaching assistant offices, computational infrastructure, and research space. Learning and work performed in the building will focus on functions of the brain, the nervous system, the cell, the gene, and disciplines of engineering as they relate to electronic sensing devices, as well as engineered controls to improve human function.

The proposed increase in total project cost will expand the project to 222,000 gross square feet to incorporate space for the Texas Biomedical Device Center. This initiative, launched in partnership with U. T. Southwestern Medical Center, will advance research and education related to biomedical devices such as health monitoring, biomechanical devices, and research devices. The biomedical device area is a natural expansion of U. T. Dallas' strong electrical engineering, materials science, and neurosciences capabilities and links to a rapidly developing biomedical engineering program.

The NSF Engineering Research Center project will be removed from the CIP to support the Revenue Financing System Bond Proceeds funding for the project.

U. T. Dallas needs additional space to accommodate expanded student enrollment, increased degree production, improvement of graduation rates, and increased externally funded research. The Dallas/Fort Worth Metroplex has demonstrated need for the types of scientists, engineers, and health professionals who will be educated in this new building. U. T. Dallas advises that, with continued success, space is becoming a limiting factor in the University's objective to become a major, nationally competitive Tier One research university serving highly qualified students who may otherwise leave Texas.

This proposed project has been approved by U. T. System staff and meets the criteria for inclusion in the CIP. Approval of design development plans and authorization of expenditure of funding will be presented to the Board for approval at a later date.

14. U. T. Health Science Center - Houston: Research Park Complex - Amendment of the FY 2013-2018 Capital Improvement Program to reallocate funding between the Stage 1, Behavioral and Biomedical Science Building, and Stage 2, The University of Texas School of Dentistry at Houston portion of the project; and appropriation of additional Gift funds and authorization of expenditure for the School of Dentistry (Final Board approval)

RECOMMENDATION

The Chancellor concurs with the Executive Vice Chancellor for Health Affairs, the Executive Vice Chancellor for Business Affairs, and Interim President Colasurdo that the U. T. System Board of Regents approve the recommendations to reallocate funds for the Research Park Complex project at U. T. Health Science Center - Houston as follows:

Project No.:	701-320		
Project Delivery Method:	Construction Manager-at-Risk		
Substantial Completion:	May 2012		
Total Project Cost for the Research Park Complex:	<u>Source</u>	<u>Current</u>	<u>Proposed</u>
	Unexpended Plant Funds	\$ 40,380,739	\$ 33,080,739
	Permanent University Fund Bond Proceeds	\$ 59,100,000	\$ 59,100,000
	Tuition Revenue Bond Proceeds	\$ 60,000,000	\$ 60,000,000
	Gifts	\$ 2,000,000	\$ 9,300,000
	Revenue Financing System Bond Proceeds	<u>\$ 70,800,000</u>	<u>\$ 70,800,000</u>
		\$232,280,739	\$232,280,739
Total Project Cost for Stage 1 Behavioral and Biomedical Science Building (BBSB) portion of the Research Park Complex:	<u>Source</u>	<u>Current</u>	<u>Proposed</u>
	Unexpended Plant Funds	\$ 6,180,739	\$ 6,180,739
	Permanent University Fund Bond Proceeds	\$41,100,000	\$ 51,443,304
	Tuition Revenue Bond Proceeds	\$ 0	\$ 748,035
	Revenue Financing System Bond Proceeds	<u>\$30,000,000</u>	<u>\$ 30,000,000</u>
		\$77,280,739	\$ 88,372,078
Total Project Cost for Stage 2 The University of Texas School of Dentistry at Houston (SOD) portion of the Research Park Complex:	<u>Source</u>	<u>Current</u>	<u>Proposed</u>
	Unexpended Plant Funds	\$ 34,200,000	\$ 26,900,000
	Permanent University Fund Bond Proceeds	\$ 18,000,000	\$ 7,656,696
	Tuition Revenue Bond Proceeds	\$ 60,000,000	\$ 59,251,965
	Gifts	\$ 2,000,000	\$ 9,300,000
	Revenue Financing System Bond Proceeds	<u>\$40,800,000</u>	<u>\$ 40,800,000</u>
		\$155,000,000	\$143,908,661

- a. amend the FY 2013-2018 Capital Improvement Program (CIP) to increase the total project cost of the Stage 1, Behavioral and Biomedical Science Building (BBSB), from \$77,280,739 to \$88,372,078 and decrease the total project cost of Stage 2, The University of Texas School of Dentistry at Houston (SOD), from \$155,000,000 to \$143,908,661;

- b. approve the transfer of funding of \$11,091,339 from Stage 2 SOD to Stage 1 BBSB with funding of \$10,343,304 from Permanent University Fund (PUF) Bond Proceeds, and \$748,035 from Tuition Revenue Bond Proceeds (TRB); and
- c. decrease funds by \$7,300,000 from Unexpended Plant Funds and appropriate and authorize expenditure of funding of \$7,300,000 from Gifts for Stage 2 SOD.

BACKGROUND INFORMATION

Project Description

The Research Park Complex project has completed construction of two stages, including Stage 1, the Behavioral and Biomedical Science Building (BBSB), and Stage 2, The University of Texas School of Dentistry at Houston building. Each stage includes research and education space, as well as patient care facilities. The buildings share laboratories, classrooms, and a Central Utility Plant. Also, a 400-seat Denton A. Cooley, M.D. and Ralph C. Cooley, D.D.S. University Life Center has been constructed to the north side of the School of Dentistry building.

The Central Utility Plant was constructed as part of Stage 1. This agenda item realigns the funding allocations for the two stages by transferring the Stage 2 contribution to the central utility plant into the Stage 1 budget. In addition, by virtue of a highly successful development campaign for the School of Dentistry, gift funding for Stage 2 is being increased, allowing for a reduction of funding from Unexpended Plant Funds.

Previous Board Actions

Biomedical Research and Education Facility (BREF) - On August 10, 2006, the project was included in the CIP with a preliminary project cost of \$62,000,000 with funding of \$41,100,000 from PUF Bond Proceeds and \$20,900,000 from Gifts.

Dental Branch Replacement Building (DBRB) - On August 10, 2006, the project was included in the CIP with a preliminary project cost of \$80,000,000 with funding of \$18,000,000 from PUF Bond Proceeds, \$60,000,000 from TRB Proceeds, and \$2,000,000 from Gifts.

Mental Sciences Institute Replacement Facility - On November 11, 1999, the project was included in the CIP with a preliminary project cost of \$20,700,000 with funding from Unexpended Plant Funds. On August 9, 2001, the Board approved reducing the total project cost to \$16,500,000 with funding from Unexpended Plant Funds. On August 8, 2002, the Board approved an increase in the total project cost to \$22,500,000 with funding of \$16,500,000 from Unexpended Plant Funds and \$6,000,000 from Hospital Revenues.

Research Park Complex - On November 16, 2006, the three projects were combined and redesignated as the Research Park Complex, and funding was revised with a total project cost of \$161,500,000 with funding of \$60,000,000 from TRB Proceeds, \$59,100,000 from PUF Bond Proceeds, \$19,500,000 from Unexpended Plant Funds, and \$22,900,000 from Gifts. With the adoption of the FY 2008-2013 CIP, the project was redesignated as the U. T. Research Park Complex, the project scope was increased to include a parking garage, and the funding was revised with a total project cost of \$161,500,000 with funding of \$60,000,000 from TRB

Proceeds, \$59,100,000 from PUF, \$22,900,000 from Unexpended Plant Funds, \$2,000,000 from Gifts, and \$17,500,000 from Revenue Financing System Bond Proceeds.

On August 23, 2007, the Board approved design development plans for the BREF portion of the project with a total project cost of \$64,000,000 with funding of \$41,100,000 from PUF and \$22,900,000 from Unexpended Plant Funds. On February 7, 2008, the Board approved an increase in the total project cost for the BREF portion of the project from \$64,000,000 to \$77,280,739 with funding of \$41,100,000 from PUF Bond Proceeds and \$36,180,739 from Unexpended Plant Funds. On July 23, 2009, the Associate Vice Chancellor for Facilities Planning and Construction (FPC) approved the redesignation of the project as the Research Park Complex with Stage 1 redesignated as Research Park Complex 1 – Behavioral and Biomedical Sciences Building (BBSB) and Stage 2 redesignated as Research Park Complex 2 – Dental Branch Building (DBB). On August 20, 2009, the Board approved an increase in the total project cost from \$167,940,739 to \$232,280,739 with funding of \$40,380,739 from Unexpended Plant Funds, \$59,100,000 from PUF, \$60,000,000 from TRB, \$2,000,000 in Gifts, and \$70,800,000 from RFS for the Research Park Complex. The Board also approved for the DBB portion of the project design development plans and an increase in the total project cost from \$90,660,000 to \$155,000,000 with funding of \$4,200,000 from Unexpended Plant Funds, \$18,000,000 from PUF Bond Proceeds, \$60,000,000 from TRB, \$2,000,000 from Gifts, and \$70,800,000 from RFS.

On February 24, 2010, the Executive Vice Chancellor for Health Affairs approved a revision in funding on the BBSB portion of the project to \$41,100,000 from PUF Bond Proceeds, \$6,180,739 in Unexpended Plant Funds, and \$30,000,000 from RFS; and on the DBB portion to \$60,000,000 from TRB, \$18,000,000 from PUF Bond Proceeds, \$34,200,000 from Unexpended Plant Funds, \$2,000,000 from Gifts, and \$40,800,000 in RFS. On August 23, 2010, the Executive Vice Chancellor for Health Affairs approved the addition of the Faculty Life Center to the DBB portion of the project. On October 14, 2011, the Associate Vice Chancellor for FPC approved the renaming of the Faculty Life Center to the Denton A. Cooley, M.D. and Ralph C. Cooley, D.D.S. University Life Center. On October 14, 2011, the Associate Vice Chancellor for FPC approved the nonhonorific renaming of the Dental Branch Building portion of the project to The University of Texas School of Dentistry at Houston building.



**TABLE OF CONTENTS
FOR
TECHNOLOGY TRANSFER AND RESEARCH COMMITTEE**

Committee Meeting: 8/22/2012
Austin, Texas

James D. Dannenbaum, Chairman
R. Steven Hicks, Vice Chairman
Alex M. Cranberg
Printice L. Gary
Brenda Pejovich

	Committee Meeting	Page
Convene	<i>9:30 a.m.</i> <i>Chairman Dannenbaum</i>	
1. U. T. System: Discussion of "A Plan Forward for Technology Commercialization and Site Visits to Leading Institutions"	<i>9:30 a.m.</i> Report/Discussion <i>Mr. Burgdorf</i> <i>Mr. Allinson</i>	386
2. U. T. System: Report on Technology Commercialization Metrics	<i>9:50 a.m.</i> Report/Discussion <i>Mr. Allinson</i> <i>Dr. Woodley</i> <i>Dr. Klein</i> <i>Dr. Hurn</i>	401
3. U. T. System: Report on Cardioate, Inc.	<i>10:00 a.m.</i> Report/Discussion <i>President Romo</i> <i>Interim President Kalkwarf</i> <i>Dr. C. Mauli Agrawal</i> <i>Dr. Steven Bailey</i> <i>Dr. Jordan Kaufmann</i>	409
Adjourn	<i>10:30 a.m.</i>	

1. **U. T. System: Discussion of "A Plan Forward for Technology Commercialization and Site Visits to Leading Institutions"**

DISCUSSION

Mr. Barry Burgdorf, Vice Chancellor and General Counsel, and Mr. Bryan Allinson, Executive Director of Technology Commercialization, will discuss the document "A Plan Forward for Technology Commercialization and Site Visits to Leading Institutions" set forth on the following pages.

The Plan is consistent with goals set forth for technology transfer actions in the Framework for Advancing Excellence Action Plan, with goals identified by the Chancellor's Technology Commercialization Advisory Cabinet, and by the November 2011 Vinson & Elkins report to the Board of Regents on "Technology Transfer Review."

The discussion will focus on the proposed "Next Steps" set out in Pages 398 - 400.

A Plan Forward for Technology Commercialization and Site Visits to Leading Institutions

Background: A Framework for Advancing Excellence throughout The U. T. System: Action Plan

The U. T. System Board of Regents unanimously adopted *A Framework for Advancing Excellence throughout The University of Texas System: Action Plan* (Framework) presented by Chancellor Francisco G. Cigarroa at the August 2011 meeting of the Board. In particular, four provisions of the Framework are highly correlated to technology commercialization, including promoting strategic research collaboration, augmenting technology transfer and commercialization, support for emerging research universities and advancing technology/biotechnology hubs in Austin and other metropolitan areas.

Exhibit 1 displays relevant portions of the Framework relating specifically to technology transfer.

Background: Chancellor's Technology Commercialization Advisory Cabinet

In April 2012, the U. T. System coordinated the inaugural annual meeting of the Chancellor's Technology Commercialization Advisory Cabinet¹ which was created to help boost the U. T. System mission to enhance the success of translating the remarkable discoveries from System institutions to the benefit of society. Chancellor Cigarroa appointed fourteen individuals from industry to serve on the cabinet. Their expertise, perspectives, and recommendations will undoubtedly help to advance technology commercialization activities throughout the U. T. System. A progress report is planned for October 2012, with the next meeting scheduled for April 2013.

Distinguished industry leaders serving on the cabinet are:

- David G. Booth, Chairman and Co-CEO of Dimensional Fund Advisors
- Clint W. Bybee, Co-founder and Managing Director of ARCH Venture Partners
- Ernest H. Cockrell, Chairman of Cockrell Interests, Inc. and President and Director of The Cockrell Foundation
- Jonathan J. Fleming, Managing General Partner of Oxford Bioscience Partners
- Thomas J. Meredith, Co-founder and General Partner of Meritage Capital, LP
- James J. Mulva, Chairman and Chief Executive Officer of ConocoPhillips
- Ron Nixon, Co-founding Principal at The Catalyst Group, Inc.
- Robert B. Rowling, Owner and Chairman of TRT Holdings, Inc.
- Dr. Joseph C. Salamone, Co-founder of Polymer Technology Corporation
- Charles W. Tate, Chairman and Founding Partner of Capital Royalty

¹ <http://www.utsystem.edu/blog/2012/05/01/chancellors-technology-commercialization-advisory-cabinet>

Framework Focus	Action Items	Responsible Parties	Goals/Metrics (Best estimates)*	Timeline (Best estimates)*
3. Research A. Promote strategic research collaborations B. Augment technology transfer and commercialization C. Support emerging research universities	A. Promote strategic research collaborations			
	1. Identify and pursue synergistic collaborations among UT System institutions, other higher education institutions, government agencies, as well as public and private entities to produce more externally sponsored research funding and to create shared facilities (e.g., laboratory space, equipment).	<ul style="list-style-type: none"> • Institution Presidents • EVC for Academic Affairs • EVC for Health Affairs • EVC for Business Affairs • VC for Federal Relations 	A. Increase research expenditures and support	A. May 2012 (Report to Regents)
	2. Identify new revenue streams, including philanthropy, to support research missions.	<ul style="list-style-type: none"> • Institution Presidents • VC for External Relations 	A. Enhanced research success	A. Ongoing
	B. Augment technology transfer and commercialization			
	1. Fund new System initiative to enhance technology transfer and commercialization.	<ul style="list-style-type: none"> • Chancellor's Office • EVC for Business Affairs 	A. Identified funding	A. August 2011 (Funding recommendation to Regents)
	C. Support emerging research universities			
1. Develop business plans, to operationalize the institutional strategic plans required by HB 51 (81 st Texas Legislature) to enhance teaching, student success and research.	<ul style="list-style-type: none"> • Emerging Institutions <ul style="list-style-type: none"> ○ UTA President ○ UTD President ○ UTEP President ○ UTSA President • EVC for Academic Affairs 	A. Completed institutional business plans to EVC for Academic Affairs B. Briefing for the Board of Regents	A. Spring 2012 B. May 2012 (Report to Regents)	
8. The Health of Texas A. Implement Transformation in Medical Education (TIME) pilot projects B. Advance medical education and research in Austin C. Advance Austin, and other metropolitan areas, as technology/biotechnology research hubs D. Improve patient safety and quality	C. Advance Austin, and other metropolitan areas, as technology/biotechnology research hubs			
	1. Leverage research productivity and reputation of UT System and UT Austin to attract greater resources for the advancement of UT and Austin as a technology/biotechnology hub (e.g., venture capitalists, angel investors, etc).	<ul style="list-style-type: none"> • EVC for Business Affairs • EVC for Academic Affairs • EVC for Health Affairs • AVCs for Research • UT Austin President 	A. Increased investments in UT affiliated start-ups and established technology and biotechnology businesses in Austin	A. August 2012 (Report on progress/initiatives to Chancellor)

Exhibit 1. Selected portions of *A Framework for Advancing Excellence throughout The University of Texas System: Action Plan*

Prepared by: Bryan Allinson
 Date: August 2012

- Ralph B. Thomas, Senior Vice President, Portfolio Manager and member of the Investment Committee at Fayed Sarofim & Co.
- John D. Thornton, General Partner at Austin Ventures.
- Rex W. Tillerson, Chairman and Chief Executive Officer of ExxonMobil

In addition to these individuals, U. T. System also invited two institutional leaders to serve as ambassadors to the cabinet. Ambassadors include Ronald DePinho, M.D., President of The University of Texas MD Anderson Cancer Center, and Dr. Gregory L. Fenves, Dean of the Cockrell School of Engineering at The University of Texas at Austin.

The Chancellor’s Technology Commercialization Advisory Cabinet and ambassadors identified six high-level goals for consideration by the U. T. System Board of Regents:

#	Goals
1	Improve return on investment from research expenditures
2	Leverage strengths of larger institutions
3	Support growth of emerging and comprehensive institutions
4	Better educate faculty about technology transfer, consider offering “boot camps”
5	Create efficiencies and cost savings by leveraging the resources of U. T. System
6	Create a beachhead into industry, build the U. T. “brand”

Exhibit 2. Goals identified at the Chancellor’s Technology Commercialization Advisory Cabinet Meeting, April 2012

Background: Vinson & Elkins Report

In November 2011, Dr. Margaret Sampson from Vinson & Elkins presented a fourmonth consulting review of technology transfer at U. T. System institutions to the U. T. System Board of Regents’ Technology Transfer and Research Committee². Dr. Sampson identified five short-term and four long-term goals, displayed in the exhibit below.

Exhibit 3 displays relevant portions of the Vinson & Elkins Report.

² <http://www.utsystem.edu/sites/utsfiles/offices/board-of-regents/board-meetings/agenda-book-full/11-11CompleteABminusDocket.pdf>

#	Short Term Goals	Recommended Action
1	Mine technology transfer within U. T. System.	Hire more technology managers with business expertise in specific industry sectors.
2	Empower researchers in the technology transfer process.	Provide a central portal for education and actively involve researchers in commercialization.
3	Facilitate licensing of U. T. copyrighted materials.	Provide on-line portal to download copyrighted materials.
4	Remove potential road blocks for increasing inventor participation in commercialization.	Review and update conflict of interest policies.
5	Create consistent incentives for technology managers at U. T. institutions.	Prepare a white paper for the U. T. System on Structured Bonus Programs.

#	Long Term Goals	Recommended Action
6	Provide a significant fund to commercialize U. T. technologies.	(a) Establish a \$50-100M fund; and (b) Target investment in promising early stage technologies and market opportunities.
7	Increase investment in offices of Technology Commercialization.	Considering adequate funding mechanisms to support technology transfer; review options such as indirect costs, royalty revenue and distribution of revenue.
8	Invest in strategic partnerships.	Create a beachhead into industry; establish a high-profile relationship, e.g. University of California – San Francisco/Pfizer partnership.
9	Invest in globalization and international branding.	Establish relationships with foreign investors.

Exhibit 3. Short-term (top) and long-term (bottom) goals and recommendations for U. T. System as prepared by consultant Vinson & Elkins, presented to the U. T. System Board of Regents, November 2011

Follow-up: Site Visits and Data Mining

As a follow-up to the Chancellor's Technology Commercialization and Vinson & Elkins reports, consistent with the objectives of the Framework, U. T. System visited several leading institutions and also analyzed data from 173 public and private institutions.

Site visits to leading institutions. U. T. System officials visited the University of Wisconsin, Stanford University, University of California, Harvard University, the Massachusetts Institute of Technology, and Partners Health System (a partnership among Massachusetts General Hospital, Brigham & Womens, and other hospitals in Boston). Those site visits and conference calls took place between January 2012 and June 2012.

Prepared by: Bryan Allinson

Date: August 2012

	WARF	Stanford	UC System	MIT	Harvard	Partners	U. T. System
Research Expenditures	\$1,029M	\$806M	\$5,172M	\$1,400M	\$770M	\$674M / \$537M ³	\$2,346M
FTE⁴	78	35	33 ⁵	40	37	70	3 ^{1,6}
Licensing Income	\$54.3M	\$65.5M	\$104.4M	\$69.2M	\$10.0M	\$77M / \$23M	\$38M
ROI⁷	5.3%	8.1%	2.0%	4.9%	1.3%	8.3%	1.6%
Fund size	Out of \$2B endowment	\$25M	Yes	In process	None	\$35M	\$10M

Exhibit 4. Comparing U. T. System to best in class institutions.

Key metrics for the University of Wisconsin's technology transfer unit, known as the Wisconsin Alumni Research Foundation (WARF), Stanford University, University of California, Massachusetts Institute for Technology, Harvard University and Partners Health System demonstrate that each institution has a significant base of staff ranging from 33 to 78 with a median of 40 and generates between 1.3% and 8.3% return on investment with a median of 5.3%. Except for Harvard, all of the institutions operate a venture fund.

Summary trip report information is included below for each of the six institutions:

April 17, 2012- University of Wisconsin: Wisconsin Alumni Research Foundation (WARF)

U. T. System: Vice Chancellor and General Counsel Barry Burgdorf, Executive Director Bryan Allinson, Senior Patent Attorney BethLynn Maxwell and Senior Analyst Wei Chen

WARF: Chief Technology Commercialization Officer Leigh Cagan, General Counsel Tom Stafford, Associate General Counsel Stephanie Adamany, Vice President for Finance Debbie Durcan, Vice President for Research and Academic Relations Randy Lambrecht, Managing Director of WiSys Maliyakal John, Chief Medical Officer Paul Summerside, Managing Director for Investments Charles Hoslet, Entrepreneurship & Innovations officer Aaron Hagar, Director Mark Bugher and others.

Structure

- 501(c)(3) corporation separate from university
- 78 FTEs

³ Where separated by a "/", represents individual results for Massachusetts General Hospital and Brigham & Womens Hospital

⁴ Full-time equivalent

⁵ Only System not institutions

⁶ Executive Director, Senior Business Analyst and Administrative Assistant (with at least 2 more planned)

⁷ Return on investment, calculated by dividing revenue from technology transfer by research expenditures

Prepared by: Bryan Allinson

Date: August 2012

- Licenses 100 technologies annually with a focus on “significant large deal potential” licenses; Manages an endowment of \$2 billion generated solely from licensing revenue
- Provides annual gifts to UW-Madison to support educational and research mission objectives, including 11 faculty recruits (\$5M), 19 fellowships (\$8.5M), 18 matching fund projects (\$7.75M), 1 graduate school administrator (\$0.6M), 16 fall research committee competition (\$6.8M), 3 WARF faculty fellowship (\$1.46M), 21 department and laboratory shares (\$9.04M) and 11 cluster hires (\$5M) in FY 09-10
- In 2007, WARF created WiSys as a unit serving 11 emerging and comprehensive institutions, generating nearly \$500,000 net new licensing income annually off of \$750,000 annual research budget

History

- WARF's creation traces back to UW-Madison biochemistry professor Dr. Harry Steenbock, who demonstrated in late 1923 that irradiation with ultraviolet light increased the vitamin D content of foods and other materials. The rationale was that without proper professional management, his scientific contributions might never reach its full potential.
- The UW Board of Regents officially sanctioned WARF on June 22, 1925, and the organization's charter was filed with Wisconsin's Secretary of State on November 14th that same year. The new agency was named the Wisconsin Alumni Research Foundation to reflect both its governing body of UW-Madison alumni and its mission to support UW-Madison research.
- Distinctly Wisconsin, the five original WARF trustees were President George I. Haight (UW-Madison class of 1899), a Chicago, Ill. lawyer; Vice President Thomas E. Brittingham, Jr. (class of 1921), a financier from Madison, Wis.; Secretary-Treasurer L.M. Hanks (1911), a banker also from Madison; William S. Kies (1899), a New York City banker; and Timothy Brown (1911) a Madison, Wis. lawyer.
- Support for comprehensives: In 2006, WARF created WiSys as an initiative to support technology transfer at its more than 20 comprehensive institutions, with a focus on 11 core comprehensives where most of the research takes place. For these core 11 comprehensives, there are 90,000 students and 3,200 faculty members. The annual research expenditure is less than \$1M (approx. \$750K). WiSys has partnered with local industry and state programs (such as Wisconsin Small Company Advancement Program and Wisconsin Medical Entrepreneurship Foundation), to create 5 regional centers of excellence. Those centers attracted total \$5.2M extramural R&D funds, \$800K SBIR / STTR funding to startups and 33,000 hours of student R&D internships. The impact of WiSys is shown below in Exhibit 5:

Prepared by: Bryan Allinson

Date: August 2012

	Pre-WiSys 1997-2005 (8 yrs)	WiSys 2005-2011 (6 yrs)
Comprehensives		
R&D funding	\$893K	\$3 million
Discoveries	2	56
\$ per discovery	\$446,000	\$53,000
Startups	0	9
Private equity	0	\$2.6 million
High-paying jobs	0	32
Licensing income	0	~\$1.4 million

Exhibit 5. Performance of UW comprehensives before and after WiSys

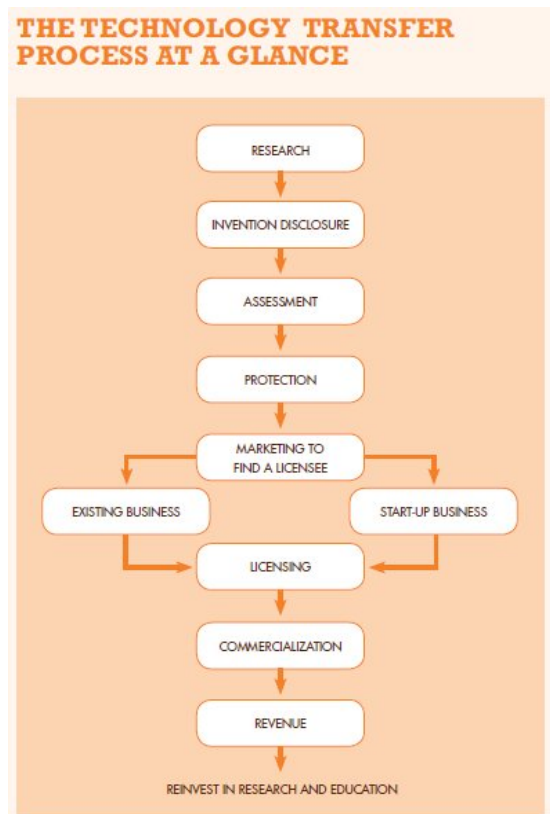
June 11, 2012 – Stanford University Office of Technology Licensing (OTL)

U. T. System: Executive Director Bryan Allinson, Senior Patent Attorney BethLynn Maxwell and Senior Business Development Analyst Wei Chen (phone)

Stanford: Director Katherine Ku, Manager Sally O’Neill

Structure

- Operates as the technology transfer office for Stanford University with a direct report to the vice president for research.
- 35 FTEs
- Generates revenues far in excess of costs.
- Industry sponsored research reports to OTL, not to sponsored research office (SRO). This is because OTL is staffed with professionals skilled in term negotiation familiar to industry.
- Established [Stanford University OTL Limited Liability Corporation](#) as a way to allow Stanford’s OTL to act as a licensing agency for other university, comprehensive universities and other not for profit institutions. Katherine Ku is President of Stanford University OTL, LLC.



Prepared by: Bryan Allinson
Date: August 2012

- Following the success of Stanford's investment and equity monetization of Google®, Stanford established the Stanford University fund in 2005, which reports to the Chief Financial Officer of Stanford. The SUF is a \$25M fund that makes investments from pre-emptive rights (similarly to the UT Horizon Fund).

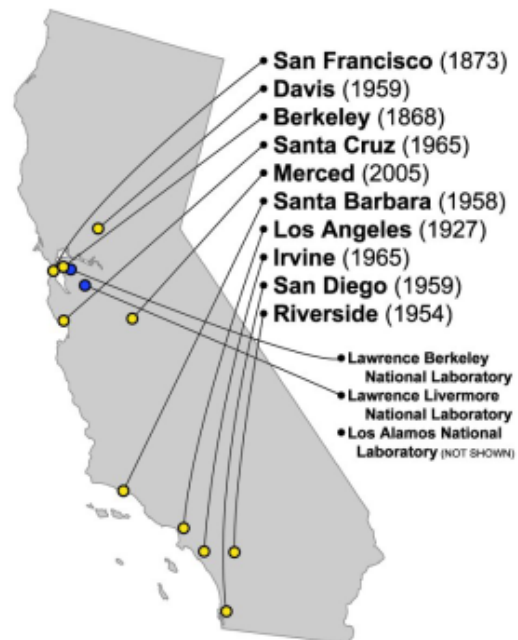
History

- The Office of Technology Licensing was established in 1970 to transfer technologies developed at Stanford.
- Started as a one person office generating \$55,000 in license revenue from three technologies.
- In 1995, was 20 person office managing 1,100 active inventions and \$44 million in license revenue.

June 12, 2012 – University of California System

U. T. System: Executive Director Bryan Allinson, Senior Patent Attorney BethLynn Maxwell and Senior Business Development Analyst Wei Chen (phone)

California: Executive Director William Tucker, Chief Financial Officer Michelle Fraysse, Executive Director of Research Policy Analysis and Coordination Wendy Streitz, Managing Counsel Martin Simpson, Director of Innovation Alliances and Patent Prosecution Patricia Anderson Cotton, Associate Director of Innovation Alliances Gonzalo Barrera-Hernandez and Director of Information Services Ron Frank



Structure

- The UC System technology transfer office reports to research of University of California Office of the President (UCOP).
- 33 FTEs
 - 20 FTEs in prosecution and accounting (includes IP and contract attorneys, paralegals, etc. and 12 accounting FTE's to cover outgoing and incoming expense processing and license auditing), plus 6 people to do their annual report.

Prepared by: Bryan Allinson

Date: August 2012

- Under the California Master Plan for Higher Education, the University of California is a part of the state's three-tier public higher education system, which also includes the California State University System and the California Community Colleges System. Constitutionally independent of the state of California.
- As of 2011, the University of California has a combined student body of 234,464 students, 18,896 faculty, 189,116 staff members, and over 1,600,000 living alumni.
- Each campus has an OTC office through Vice Chancellor for Research (the "Chancellor" is equivalent to the "President" at U. T. System similarly to WARF's structure).
- Many, but not all, campuses have industry sponsored research report to OTC.
- The UC institutional technology transfer offices utilize a centralized database and also maintain separate databases.

History

- First public university system in the U.S.
- The first campus, UC Berkeley, was founded in 1868, while its tenth and newest campus, UC Merced, opened for classes in fall 2005. Nine campuses enroll both undergraduate and graduate students; one campus, UCSF, enrolls only graduate and professional students in the medical and health sciences. In addition, the independently administered UC Hastings — located in San Francisco but not part of the UCSF campus — enrolls only graduate and professional students in legal studies.

June 18-19, 2012 – Massachusetts Institute of Technology

U. T. System: Executive Director Bryan Allinson, Senior Patent Attorney BethLynn Maxwell and Senior Business Development Analyst Wei Chen (phone)

MIT: Director Lita Nelson and Associate Director Jack Turner

Structure

- 40 FTEs including 17 licensing professionals, 3 license and patent accounting / billing, 3 compliance and reporting, 2 patent database and cost control, 2 computer database, 1 desktop support and other professionals.

History / Mission

- The mission of the MIT Technology Licensing Office is to benefit the public by moving results of MIT research into societal use via technology licensing, through

Prepared by: Bryan Allinson

Date: August 2012

a process which is consistent with academic principles, demonstrates a concern for the welfare of students and faculty, and conforms to the highest ethical standards.

- This process benefits the public by creating new products and promoting economic development.
- It helps MIT:
 - show tangible benefits of taxpayers' support for fundamental research
 - attract faculty and students
 - encourage industrial support of research
 - create discretionary income
 - produce new job opportunities for graduates
 - contribute to economic development locally and nationally
- MIT has as its mission to continue to be a world class model of excellence in university technology licensing.

June 19 – Partners (Massachusetts General Hospital, Brigham & Womens Hospital, Spaulding Rehabilitation and McLean Hospital)

U. T. System: Executive Director Bryan Allinson, Senior Patent Attorney BethLynn Maxwell and Senior Business Development Analyst Wei Chen (phone)

Partners: Executive Director Trung Do, Executive Director Roger Kitterman, Executive Director Brian Hicks

Structure

- Partners is the corporate system organization for Massachusetts General Hospital, Brigham & Womens Hospital, Spaulding Rehabilitation and McLean Hospital.
- 70 FTEs
 - 5 in Partners Innovation Fund
 - 5 in business development (corporate IP and alliances)
 - 60 in technology licensing
- Research Ventures and License (RVL) works directly with inventors at all Partners hospitals and is staffed with over 70 FTEs. RVL receives 460 new invention disclosures annually, has over 115 issued patents and over \$110 million in annual income from license agreements (\$93 million from MGH, \$16 million from B&W).
- In prior fiscal year, launched a new collaborative model of technology commercialization between research teams and industry to be more responsive and efficient. The Translational Research Centers (TRC) or “technology

Prepared by: Bryan Allinson

Date: August 2012

incubators” promotes technology advancement from concept level to the point where the technology is clinically validated or relevant (similar to U. T. System’s “proof of relevance”). The goal is to enable an industry partner to drive product and market development and market introduction more effectively. Goals include:

- Close coordination with research programs
- Better management and/or elimination of conflict of interests
- Ability to leverage clinical and business knowledge from within Partners
- Greater success in licensing institutional technologies
- Ability to capture greater financial value for Partners and its hospitals
- Royalty split:
 - No Partner Innovation Fund investment
 - 25% inventor, 75% institution
 - With Partners Innovation Fund investment
 - 20% inventor, 80% institution

History

- Significant growth at MGH and B&W during the 1990s when National Institute of Health’s budget expanded significantly.
- Co-located in 2002 when Partners was formed.

Data mining for technology transfer return metrics for 173 public and private institutions.

U. T. System evaluated 173 universities and medical centers across the world (majority based in the United States) as reported to the Association of University Technology Managers trade association⁸. Of these 173 institutions, 108 are public institutions and 65 are private.

The average return on investment (revenue from technology transfer divided by total research expenditures) for all 173 institutions is 4.0% with a median of 1.1%. The average return on investment for the 108 public institutions is 1.6% with a median of 0.7%. The average return on investment for the 65 private institutions is 8.0% with a median of 2.1%.

Of the 108 public institutions surveyed, 14 have privatized⁹ their technology transfer unit as a separate corporation. Of these 14 privatized offices, the average return on investment is 2.7%

⁸ Statistics Access for Technology Transfer, <http://www.autm.net/source/STAT/>, accessed August 7, 2012

⁹ Including Kansas State University Research Foundation, Purdue Research Foundation, The Research Foundation of SUNY, The UAB Research Foundation, the University of Dayton Research, the University of Iowa Research Foundation, the University of New Mexico Science and Technology Corporation, the University of Virginia Patent Foundation, the University of Washington Research Foundation, UTI Inc. representing the University of Calgary, Virginia Technology Intellectual Properties, WARF and Washington State University Research Foundation

with a median of 1.7%. Of the 94 public institutions that have not elected to privatize, the average return on investment is 1.4% with a median of 0.5%.

Next Steps: A Proposed Plan Forward for Technology Commercialization

In consideration of feedback received from the Chancellor's Technology Commercialization Cabinet meeting, the Vinson & Elkins report, and from the site visits to leading institutions, we now prepare next steps for U. T. System. The proposal continues the Framework covering improved strategic research collaborations, augmenting technology transfer and commercialization, supporting emerging research universities and advancing metropolitan areas including technology and biotechnology research hubs.

In preparation of this proposed plan, we identified several key issues for discussion:

- (1) How should the proposal deliver on goals of the Framework, including improved strategic research collaborations, augmenting technology transfer and commercialization, supporting emerging research universities; and, what value-added services should be considered? How can the new approach best meet the goals established by the Chancellor's Technology Commercialization Advisory Cabinet and the Vinson & Elkins Report? What can be gleaned from the site visits and trade association data?
- (2) Evaluate structures and models. In particular, consider the advantages and disadvantages of setting up models that are "nimble". Toward that end, what can U. T. System learn from government universities that have elected to privatize their technology transfer efforts (WARF, Kansas State, Purdue, SUNY, Iowa, Virginia, Washington, Virginia Tech, etc.)?
- (3) Evaluate how to best position the new effort as sustainable. Evaluate the possibility of accessing future technology transfer revenue through royalties, equity monetization and reimbursements as a revenue sharing source to fund investments made by U. T. System Board of Regents both locally (at the institution) and centrally (managed by System).
- (4) Discuss with stakeholders services that are viewed to be value-added, and flag for removal services that are deemed to be duplicative. Consider an elective model of participation.

In addition to addressing the questions raised above, we propose creating three new institutes, each with a report to the U. T. System Board of Regents through the Office of Technology Commercialization. Each institute represents a center of excellence with a particular mission objective.

- **The Institute for Thematic Partnering (ITP)** will serve to enable net new industry partnering broadly across thematic strengths. ITP will help increase the availability of

Prepared by: Bryan Allinson

Date: August 2012

research and development funding toward industry and applied research projects. Overall, ITP will serve to improve return on investment, leverage strengths of U. T. institutions, support growth of emerging and comprehensive institutions and create a beachhead into industry.

- **The Institute for Technology Management (ITM)** will serve to improve basic and enhanced technology transfer functions. These include funding to hire highly qualified staff, a market based incentive program and patent expenses, including both U.S. and foreign filings. Any U. T. System campus can join ITM, and the decision is completely elective. In return, elections will utilize a share of future royalty proceeds to offset the U. T. System investment. Based on initial (hypothetic) modeling, we anticipate that the total benefit to participating institutions to be well over \$100M over 10 years. Overall, ITM will serve to improve return on investment, support growth of U. T. institutions and create efficiencies and cost savings.
- **The Institute for Entrepreneurship (IE)** will provide programs and resources to U. T. institutions, serving to better educate faculty on entrepreneurial activities. IE will build off of current activities including symposia, colloquia and faculty boot camps already in place at several U. T. institutions. Any faculty member will be welcome and courses will be offered in person and on-line. Overall, IE will serve to improve return and better educate faculty.

U. T. System should evaluate structures and models that are nimble and consistent with the objectives of the Framework, the Chancellor's Technology Commercialization Advisory Cabinet, the Vinson & Elkins Report, site visits to leading institutions, and data mining efforts.

U. T. System should consider how the new institutes can enhance the ability of the U. T. Horizon Fund to commercialize technologies through startups. The increased availability of capital will better enable the System to start highly competitive new startup, and better enable U. T. to re-invest in existing companies to complete the commercialization life cycle. We expect that the Horizon Fund will work closely with ITP for thematic and disruptive ventures, the ITM for technology licensing and with IE to help educate faculty about startups.

To summarize, Exhibit 6 on the next page displays proposed new efforts against actions and goals of the Framework, the Chancellor's Technology Commercialization Advisory Cabinet and

Vinson & Elkins Report in greater detail:

Prepared by: Bryan Allinson

Date: August 2012

Goals:	Actions:						
	Evaluate New Models and Structures	Institute for Thematic Partnering	Institute for Technology Management	Institute for Entrepreneurship	UT Horizon Fund		
Framework Action Plan							
• Promote strategic research collaborations	✓	✓					
• Augment technology transfer and commercialization	✓	✓	✓	✓	✓		✓
• Support emerging research universities	✓		✓	✓	✓		✓
• Advance metropolitan areas including technology and biotechnology hubs	✓	✓	✓	✓	✓		✓
Chancellor's Technology Commercialization Advisory Cabinet							
• Improve return	✓	✓	✓	✓	✓		✓
• Leverage strengths	✓	✓					✓
• Support growth	✓	✓	✓				✓
• Better educate faculty	✓			✓			
• Create efficiencies and cost savings	✓		✓				
• Create a beachhead into industry	✓	✓					✓
Vinson & Elkins Report							
• Mine Technology Transfer within UT System	✓	✓	✓				
• Empower researchers in the tech transfer process	✓	✓		✓			
• Facilitate licensing of U. T. copyrighted materials	✓	✓	✓				
• Remove potential road blocks for increasing inventor participation in commercialization	✓		✓				
• Create consistent incentives for technology managers at U. T. institutions	✓		✓				
• Provide a significant fund to commercialize U. T. technologies	✓						✓
• Increase investment in offices of technology commercialization	✓		✓				
• Invest in strategic partnerships	✓	✓					✓
• Invest in globalization and international branding	✓	✓					✓

Exhibit 6. Comparing the goals of the Chancellor's Technology Commercialization Advisory Cabinet and the Vinson & Elkins Report to the U. T. System Board of Regents with proposed new actions forward.

Prepared by: Bryan Allinson

Date: August 2012

2. **U. T. System: Report on Technology Commercialization Metrics**

REPORT

The following presenters will provide a report on technology commercialization metrics submitted to the Association of University Technology Managers for its 2011 annual report:

- Mr. Bryan Allinson, Executive Director of Technology Commercialization
- Dr. Sandra Woodley, Vice Chancellor for Strategic Initiatives
- Dr. Dale Klein, Associate Vice Chancellor for Research for Academic Affairs
- Dr. Patricia Hurn, Associate Vice Chancellor for Health Science Research.

The report, as set forth on the following pages, reviews the longitudinal metrics for commercialization and compares those metrics to other institutions in the world.

Report on Technology Commercialization Metrics

Mr. Bryan Allinson, Executive Director of Technology Commercialization

U. T. System Board of Regents' Meeting
Technology Transfer and Research Committee
August 2012



Key metrics for FY11

- \$2.5B research expenditures, \$65M royalties
- License income, issued patents up

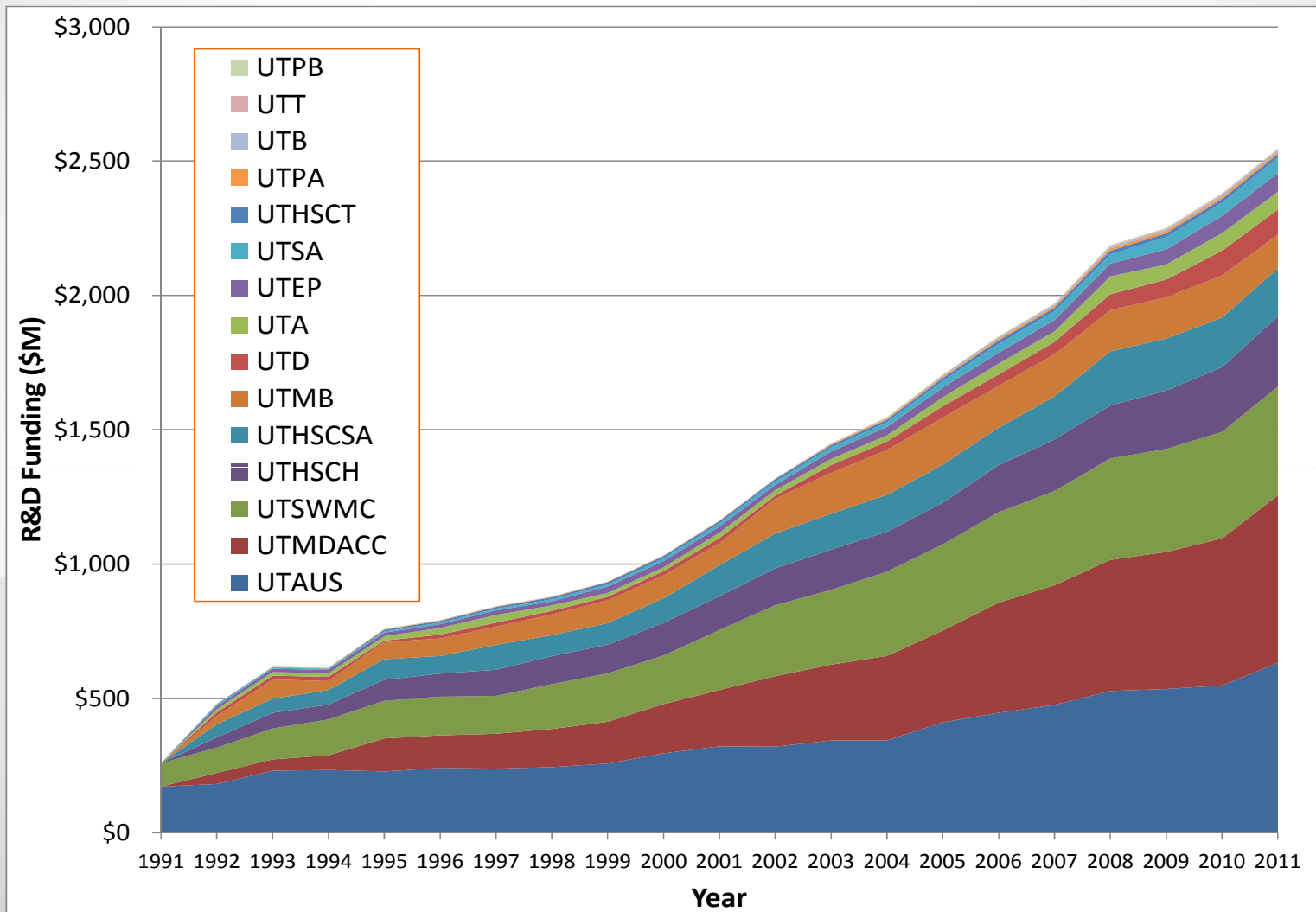
Total Research Expenditures	Total Patent Applications (New, U.S.)	Issued Patents	Licenses	License income	Startups
U. C. System	U. C. System	U. C. System	U. C. System	City of Hope	U. C. System
U. T. System ↔	MIT	MIT	Washington	Northwestern	MIT
Johns Hopkins	Johns Hopkins	U. T. System ↑	Cornell	U. C. System	Illinois
MIT	California Institute of Technology	Wisconsin	Johns Hopkins	Sloan Kettering	U. T. System ↓
Michigan	Stanford	California Institute of Technology	U. T. System ↓	Columbia	Utah
Wisconsin	U. T. System ↓	Illinois	Georgia	U.T. System (12th) ↑	Columbia

Source: Preliminary AUTM STATT, THECB

403



Steady growth in research expenditures

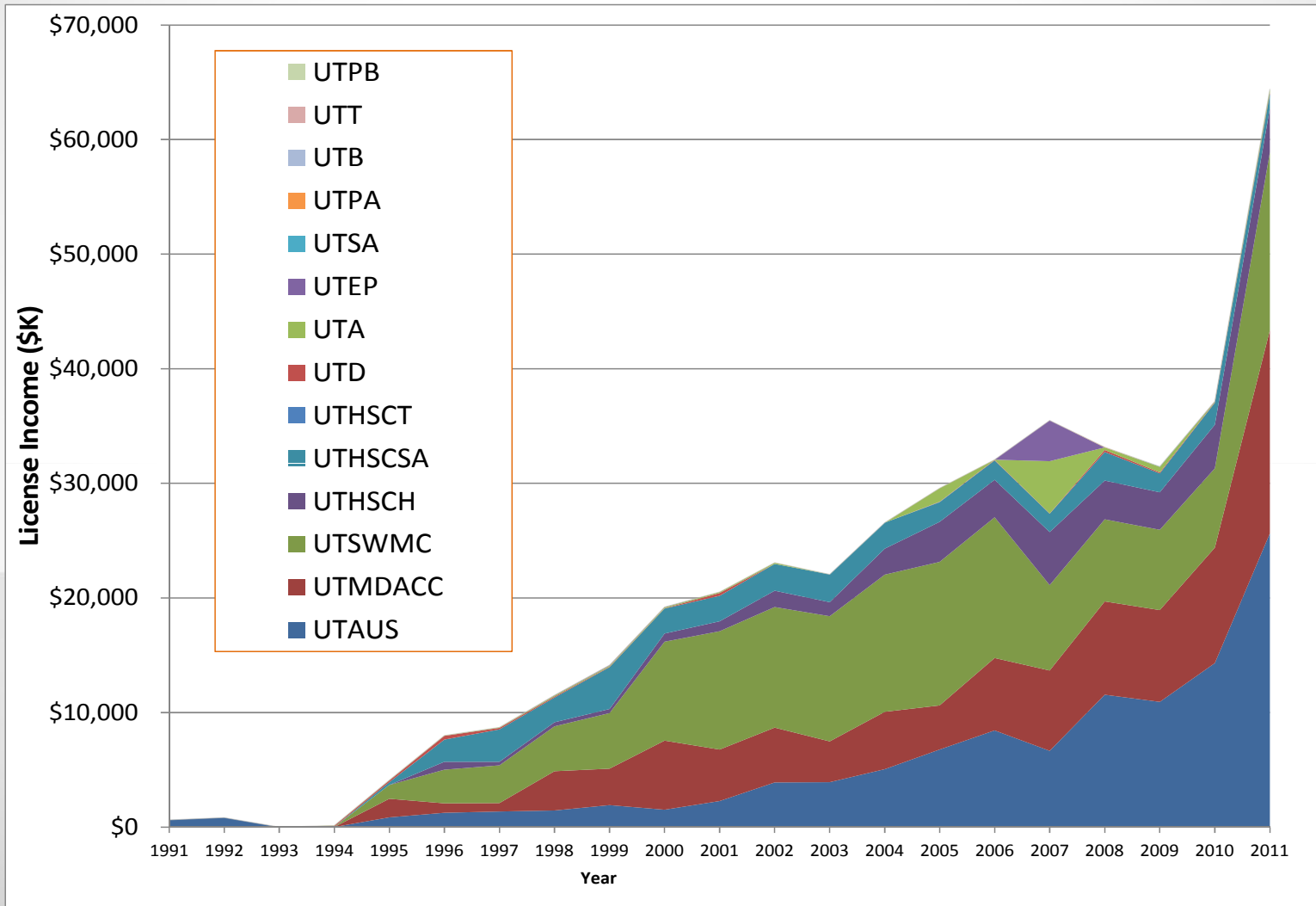


Source: Preliminary AUTM STATT, THECB

404



UTAUS, UTMDACC drove license income



Source: Preliminary AUTM STATT, THECB



Comparing U. T. to selected peer institutions

Institution (type)	Research Expenditures (rank)	License Income (rank)	ROI (rank)
Massachusetts General Hospital (Partners Health) (private)	\$742M (22)	\$93.3M (8)	12.6% (11)
Stanford* (private)	\$806M (17)	\$66.8M (11)	8.13 (17)
Wisconsin (public, foundation)	\$1,112M (6)	\$57.7M (13)	5.2% (28)
M. I. T. (private)	\$1,490M (4)	\$76.1M (9)	5.1% (29)
U. C. System (public)	\$5,419M (1)	\$182M (3)	3.4% (38)
U. T. System (public)	\$2,546M (2)	\$65.4M (12)	2.6% (46)
– U. T. Austin (public)	\$632M	\$25.6M	4.1%
– U. T. M. D. Anderson (public)	\$623M	\$17.7M	2.8%
Harvard University (private)	\$833M (14)	\$13.8M (33)	1.7% (65)

Source: Preliminary AUTM STATT
 * Did not report for 2011, used 2010 data

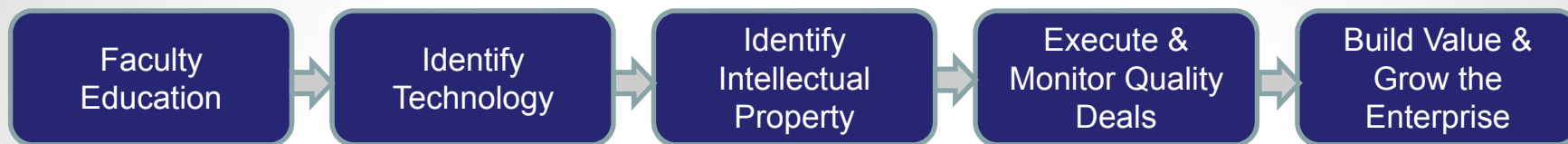
406

Meeting of the U. T. System Board of Regents - Technology Transfer and Research Committee

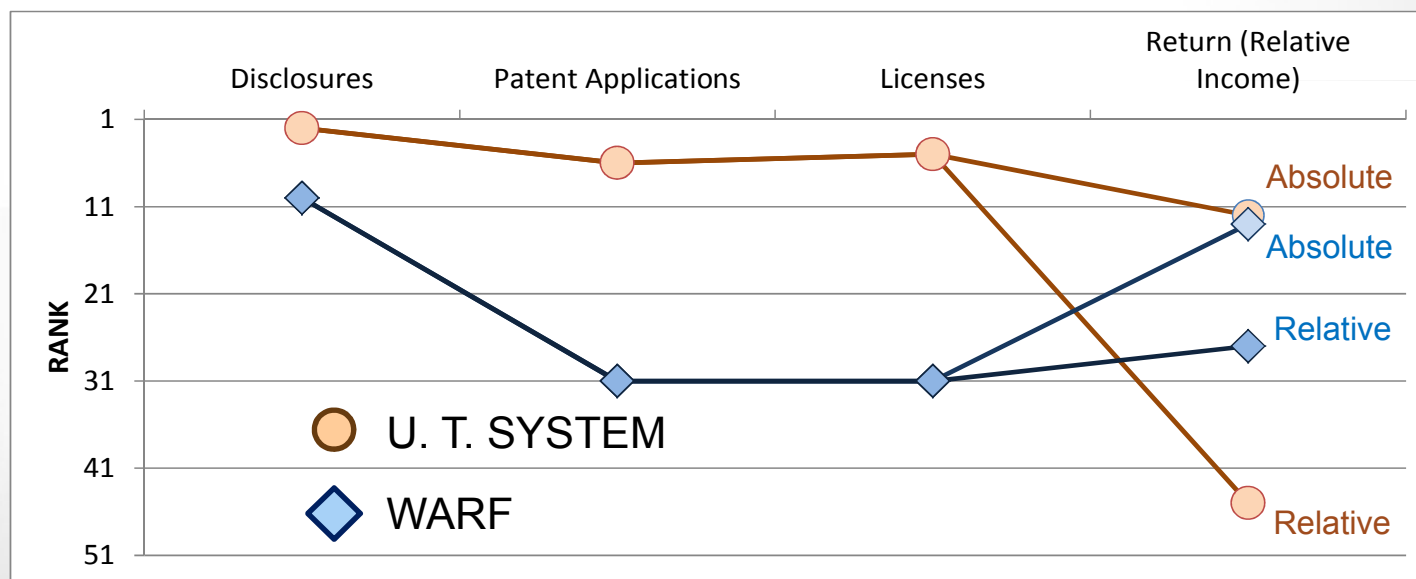
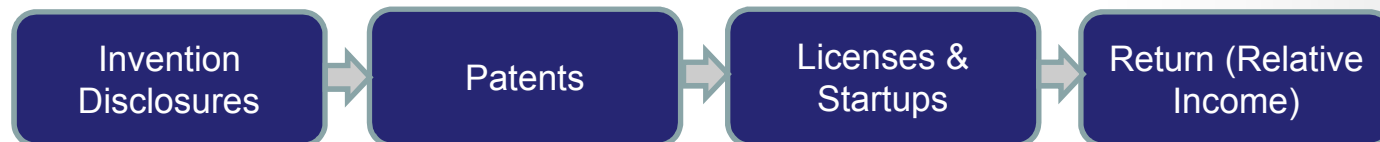


Comparing activity and assets of U. T. to WARF*

Activity



Assets / Metrics



Source: Preliminary AUTM STATT

* Wisconsin Alumni Research Foundation

407

Meeting of the U. T. System Board of Regents - Technology Transfer and Research Committee



Philanthropy and technology transfer can and do work together

Public Institution (type)	Donations (rank)	Research Expenditures (rank)	License Staff (rank)	License Income	ROI
Washington (foundation)	\$334M (15)	\$887M (11)	15 (14)	\$69M (11)	7.8% (19)
Wisconsin (foundation)	\$315M (16)	\$1,029M (8)	24 (3)	\$54M (13)	5.3% (27)
Minnesota (foundation)	\$272M (20)	\$654M (27)	16 (11)	\$84M (8)	12.8% (12)
UTAUS (public)	\$354M (12)	\$549 (34)	14 (19)	\$14M (31)	2.6% (52)
UTMDACC (public)	\$154M (unr)	\$547 (35)	5 (85)	\$10M (44)	1.8% (66)

Private Institution (type)	Donations (rank)	Research Expenditures (rank)	License Staff (rank)	License Income	ROI
Stanford	\$709M (1)	\$806M (15)	17 (9)	\$65M (12)	8.1% (18)
Columbia	\$496M (5)	\$662M (26)	14 (19)	\$147M (4)	22.2% (7)
NYU	\$338M (14)	\$336M (61)	5 (84)	\$178M (3)	48.8% (2)

Source: FY10 CAE, AUTM STATT

408

Meeting of the U. T. System Board of Regents - Technology Transfer and Research Committee



3. U. T. System: Report on Cardioate, Inc.

REPORT

President Romo and Interim President Kalkwarf will introduce the following co-founders for a report on Cardioate, Inc., a start-up company based on technology developed in collaboration between faculty and students at U. T. Health Science Center - San Antonio and U. T. San Antonio:

- Dr. C. Mauli Agrawal, Ph.D., P.E., Dean, College of Engineering and Peter Flawn Professor of Biomedical Engineering and Director, Institute for Bioengineering & Translational Research at U. T. San Antonio
- Dr. Steven Bailey, Division Chief for Cardiology in the School of Medicine at U. T. Health Science Center - San Antonio
- Dr. Jordan Kaufmann, alumna of the U. T. San Antonio College of Engineering's Department of Biomedical Engineering.

BACKGROUND INFORMATION

Cardioate will soon market a new and revolutionary cardiovascular stent-graft to prevent aneurysm leakage following cardiovascular surgeries. In May 2012, Cardioate received the inaugural annual U. T. Horizon Fund Student Investment Competition award - an investment in the company of \$50,000.

Approximately 1.2 million people in the United States suffer from an abdominal aortic aneurysm. Aneurysm rupture is the nation's 13th leading cause of death. Surgeons perform approximately 65,000 abdominal aortic aneurysm repairs annually. However, in a surgical repair procedure called endovascular aneurysm repair, one of every six patients experiences stent-graft leakage from traditional stent-grafts in the month following surgery. Additionally, 20-30% of patients require additional corrective surgery as much as six to eight years later.

While pursuing her doctoral degree in biomedical engineering at U. T. San Antonio under the supervision of Dr. Agrawal and Dr. Bailey, Dr. Kaufmann developed a unique scaffold, which promotes tissue formation. The product, called a tissue-engineering scaffold for aneurysm repair (TESAR), creates a tissue barrier between the blood and the aneurysm after it is implanted. The scaffold promotes healthy tissue formation to repave the aneurysm wall. Once the scaffold is in place, the aneurysm stops expanding and the risk of rupture decreases. After new tissue is in place, the scaffold degrades and is safely reabsorbed by the body.

Cardioate is in the final stages of finalizing a license agreement with U. T. San Antonio and U. T. Health Science Center - San Antonio covering the jointly held intellectual property.



TABLE OF CONTENTS
THE UNIVERSITY OF TEXAS SYSTEM BOARD OF REGENTS'
CONSENT AGENDA

Board Meeting: 8/22-23/2012
 Austin, Texas

		Page
U. T. SYSTEM ADMINISTRATION		
1.	Minutes - U. T. System Board of Regents: Approval of Minutes of the regular Meetings held on May 2-3, 2012 and July 11, 2012, and special called meetings held on May 24, 2012 and July 30, 2012, available at http://www.utsystem.edu/board-of-regents/meetings	416
2.	Employment Agreement - U. T. System: Appointment of Pedro Reyes, Ph.D., as Executive Vice Chancellor for Academic Affairs	416
3.	Contract (funds going out) UTIMCO - Approval to renegotiate or extend the existing Master Custodian Agreement for investment assets under the fiduciary care of the U. T. System Board of Regents	417
4.	Contract (funds going out) - U. T. System: Tolunay-Wong Engineers, Inc. to perform geotechnical engineering and materials testing services	417
5.	Contract (funds going out) - U. T. System: AON Risk Services, Inc. to provide risk management and brokerage services	418
6.	Contract (funds going out) - U. T. System: Beecher Carlson Insurance Services, LLC to provide risk management and brokerage services	418
7.	Contract (funds going out) - U. T. System: Arthur J. Gallagher Risk Management Services, Inc. to provide risk management and brokerage services	418
8.	Contract (funds going out) - U. T. System: Marsh USA, Inc. to provide risk management and brokerage services	419
9.	Contract (funds going out) - U. T. System: John L. Wortham & Son, LP dba Wortham Insurance & Risk Management to provide risk management and brokerage services	419
10.	Contract (funds going out) - U. T. System: Injury Management Organization, Inc. to provide medical fee audit services, preauthorization services, utilization review, medical case management, and a health care network	419
11.	Contract (funds going out) - U. T. System: Veoila ES Technical Solutions, LLC to provide hazardous waste management and disposal services	420
12.	Contract (funds going out) - U. T. System: Accenture LLP to assist with shared services projects	420
13.	Contract (funds going out) - U. T. System: Skire, Inc. to perform software license, maintenance, hosting, and related services	420

	Page
14. Request for Budget Change - U. T. System : Transfer of \$12,000,000 to rebate surplus premium contributions to institutions that were paid in Phase IV of the Rolling Owner Controlled Insurance Program	421
15. Request for Budget Change - U. T. System : Transfer of \$8,879,620 to retroactively reduce the premium contribution rate paid by institutions in Phase V of the Rolling Owner Controlled Insurance Program	422
16. Approval to exceed the full-time equivalent (FTE) limitation on employees paid from appropriated funds - U. T. System : Institutions have requested approval to exceed the FTE limitation for Fiscal Year 2013 as authorized by Article IX the General Appropriations Act. (All other institutions will not exceed their cap.)	423
17. Request for Budget Change - U. T. System : Transfer of \$515,000 from U. T. System Unallocated to Contracted Professional Services External Audit Fees to pay audit fees due Deloitte & Touche, LLP for Fiscal Year 2012	423
18. Real Estate Report - U. T. System : Summary Report of Separately Invested Assets managed by U. T. System	424
19. Contract (funds coming in) - U. T. Arlington : Assist the Texas Commission on Environmental Quality (TCEQ) with the Safe Drinking Water Inventory System	425
20. Lease - U. T. Arlington : Authorization to lease space to SMD Arlington, LLC, for restaurant use	425
21. Lease - U. T. Arlington : Authorization to lease space to Diggs Taco Arlington, LLC, for restaurant use	426
22. Changes to Admission Criteria - U. T. Arlington	426
23. Contract (funds coming in) - U. T. Arlington : Provide project management course instruction to Texas Department of Transportation (TxDOT) employees	429
24. Employment Agreement - U. T. Arlington : New agreement of Head Men's Basketball Coach Scott Cross	429
25. New Award of Tenure and Emeritus Appointments - U. T. Arlington : Amendment to the 2012-13 budget	431
26. Contracts (funds coming in) - U. T. Austin : Integrated Stadium Seating to provide event customers stadium seatback rental program for sporting events	433
27. Contract (funds coming in) - U. T. Austin : Development of curriculum related to the New Mathways Project for the Texas Association of Community Colleges	434
28. Contracts (funds going out) - U. T. Austin : Instructure, Inc. to provide a web-based learning management system for instructors to create and deliver online courses	434
29. Two Contracts (funds going out) - U. T. Austin : Two separate agreements with USFon, Inc. for dark optical fiber indefeasible right to use agreement to provide production, research, and disaster recovery connectivity to U. T. System institutions in the 1) Dallas/Richardson area, and 2) Dallas/Fort Worth area	434

	Page
30. Foreign Contract (funds coming in) - U. T. Austin : Collaboration to establish degree program at Sofia University, Bulgaria	435
31. Foreign Contract (funds coming in) - U. T. Austin : University of Durham, United Kingdom, Global Learning Centre and Executive Education program to receive leadership training services	435
32. Lease (funds going out) - U. T. Austin : Authorization to lease space from Hub Properties Trust for use by University Charter School and Division of Continuing and Innovative Education	436
33. Purchase - U. T. Austin : Authorization to purchase land and improvements at 305 West 20th Street and 1908 Whitis Avenue, Austin, Travis County, Texas, from Kerry S. Yom, Kyong Hui Shuey, and Kerry S. Yom and Sun Y. Yom, Co-Trustees of the Yom Family Trust, or from the McCombs School of Business Foundation for future campus expansion	436
34. Request for Budget Change - U. T. Austin : Transfer \$543,080 from Intercollegiate Athletics Operating Income fund to Athletics Field Pavilion Design and Construct Tent Structures and Towers fund. Transfer will supplement existing project to design and construct three towers for football practice video operations and a shade pavilion at the Athletic Field Pavilion (RBC No. 4592) -- amendment to the 2011-12 budget	437
35. Request for Budget Change - U. T. Austin : Transfer \$500,000 from Intercollegiate Athletics Operating Income fund to Intercollegiate Athletics Wages account. Transfer will reflect an increase in operational salary expenses due to the hiring of three new head coaches (Women's Basketball, Women's Soccer, and Women's Swimming) and staff members. The additional income will be received prior to the close of the fiscal year from the Big 12 Conference and from the corporate sponsorship and marketing contract with IMG Communications, Inc. (RBC No. 4633) -- amendment to the 2011-12 budget.	437
36. Tenure Appointments - U. T. Austin : Amendment to the 2011-12 budget	438
37. Dean Emeritus Appointment - U. T. Austin : Appointment of Barbara W. White from Dean, School of Social Work, to Dean Emeritus effective 1/16/2012 (RBC No. 4630) -- amendment to the 2011-12 budget	438
38. Purchase Order (funds going out) - U. T. Austin : Mutual Telecom Services, Inc. to engineer, design, install, and provide maintenance and support for a voice-over Internet protocol telecommunications system	438
39. Employment Agreement - U. T. Austin : Extension of term and early termination payment schedule to Agreement of Head Men's Baseball Coach August E. Garrido	439
40. Employment Agreement - U. T. Austin : Amendment of term, annual salary, and product endorsement compensation to Agreement of Head Women's Softball Coach Connie Clark	439
41. Employment Agreement - U. T. Austin : Amendment of term to Agreement of Head Men's Track and Field Coach Charles G. Thornton	440
42. New Award of Tenure and Emeritus Appointments - U. T. Austin : Amendment to the 2012-13 budget	441
43. New Award of Tenure Appointments - U. T. Brownsville : Amendment to the 2012-13 budget	445

	Page
44. Contract (funds going out) - U. T. Dallas : Interlocal agreement with the City of Plano, Texas, for road and drainage improvements and related easements	447
45. New Award of Tenure and Emeritus Appointments - U. T. Dallas : Amendment to the 2012-13 budget	448
46. Contract (funds going out) - U. T. El Paso : The Laster Group to produce a marketing plan for a Smoke Free Paso del Norte region	449
47. Request for Budget Change - U. T. El Paso : Transfer of \$1,684,247 from Auxiliary Funds – Office of Special Events Income fund to Auxiliary Funds - Office of Special Events Expenses fund to adjust the budget to reflect additional income and expenses related to increased event activity (RBC No. 4641) -- amendment to the 2011-12 budget	450
48. Tenure Appointments - U. T. El Paso : Amendment to the 2011-12 budget	450
49. New Award of Tenure Appointments - U. T. El Paso : Amendment to the 2012-13 budget	451
50. Emeritus Appointment - U. T. Pan American : Appointment of Francis J. Brewerton, Ph.D., from Professor in Business Administration, Department of Management, to Professor Emeritus effective 9/1/2012 (RBC No. 4609) -- amendment to the 2011-12 budget	452
51. Request for Budget Change - U. T. Pan American : Amendment to the 2011-12 budget	453
52. New Award of Tenure - U. T. Pan American : Amendment to the 2012-2013 budget	453
53. New Award of Tenure Appointments - U. T. Permian Basin : Amendment to the 2012-2013 budget	455
54. Contract (funds coming in) - U. T. San Antonio : Aramark Educational Services of Texas, LLC, amendment to extend the term of the agreement	456
55. Contract (funds going out) - U. T. San Antonio : IMG College, LLC to provide athletic ticket marketing and sales services for intercollegiate athletic events	457
56. License Agreement - U. T. San Antonio : Authorization to extend and modify the license agreement with the City of San Antonio, Texas, for use of the Alamodome during certain intercollegiate football events	457
57. Tenure Appointments - U. T. San Antonio : Amendments to the 2011-12 budget	458
58. Request for Budget Change - U. T. San Antonio : Transfer \$588,729 from Parking Services to Wayfinding, June 2010 account for construction and installation of signage (RBC No. 4523) -- amendment to 2011-12 budget	459
59. New Award of Tenure and Emeritus Appointments - U. T. San Antonio : Amendment to the 2012-13 budget	459
60. New Award of Tenure Appointment - U. T. Tyler : Amendment to the 2011-12 budget	461
61. Request for Budget Change - U. T. Tyler : Transfer of \$247,980 of unexpended portion of LERR to energy management (RBC No. 4614) -- amendment to the 2011-12 budget	462

	Page
62. New Award of Tenure and Emeritus Appointments - U. T. Tyler : Amendment to the 2012-13 budget	462
63. Contract (funds coming in) - U. T. Southwestern Medical Center : Children's Medical Center of Dallas to provide resident and fellows services	463
64. Contract (funds coming in) - U. T. Southwestern Medical Center : To provide professional and technical services to support the operations of U. T. Southwestern Moncrief Cancer Institute	463
65. Contract (funds coming in) - U. T. Southwestern Medical Center : University to provide cardiothoracic and perfusionist services to VA North Texas Healthcare System	463
66. Lease - U. T. Southwestern Medical Center : Authorization to lease space from 3000 Waterview Parkway - Richardson LLC, for a multiuse clinic	464
67. Lease - U. T. Southwestern Medical Center : Authorization to lease space from CFO DT, LLC, for a multiuse clinic	464
68. Contract (funds going out) - U. T. Southwestern Medical Center : To provide professional and technical services to support the operations of UT Southwestern Health Systems	465
69. Request for Budget Change - U. T. Southwestern Medical Center : Appointment of Professor John M. Dietschy, Southwestern Medical School, Internal Medicine as Professor Emeritus (RBC No. 4536) -- Amendment to the 2011-12 budget	465
70. New Award of Tenure Appointments - U. T. Southwestern Medical Center : Amendment to the 2012-13 budget	466
71. Tenure Appointment - U. T. Southwestern Medical Center : Amendment to the 2011-12 budget	467
72. Contract (funds coming in) - U. T. Medical Branch - Galveston : Texas Department of State Health Services Breast and Cervical Cancer Screening Program to be administered by the University	467
73. Contract (funds coming in) - U. T. Medical Branch - Galveston : Texas Department of State Health Services Breast and Cervical Cancer Screening Program to be administered by the University	468
74. New Award of Tenure and Emeritus Appointments - U. T. Medical Branch - Galveston	468
75. Approval of Dual Positions of Honor, Trust, or Profit - U. T. Medical Branch - Galveston : Appointment by Governor Perry of Vice President and Dean Elizabeth Protas, Ed.D., to the State Employee Charitable Campaign Advisory Committee	469
76. Contract (funds going out) - U. T. Health Science Center - Houston : Lakeshore Equipment Company, dba Lakeshore Learning Materials, to develop English and Spanish School Readiness Kits for the State of Texas	469
77. New Award of Tenure Appointments - U. T. Health Science Center - Houston : Amendment to the 2012-2013 budget	470
78. New Award of Tenure Appointments - U. T. Health Science Center - San Antonio : Amendment to the 2011-12 budget	471

	Page
79. New Award of Tenure and Emeritus Appointments - U. T. Health Science Center - San Antonio: Amendment to the 2012-13 budget	472
80. Contract (funds going out) - U. T. M. D. Anderson Cancer Center: Epsilon Data Management, LLC to provide plan development, communication, and production services associated with the institution's annual fund direct mail campaign	473
81. Contract (funds going out) - U. T. M. D. Anderson Cancer Center: Moore Wallace North America, Inc. dba RR Donnelley - Wetmore Plant to provide printing services for the Children's Art Project	474
82. Contract (funds going out) - U. T. M. D. Anderson Cancer Center: IBM Global Services to provide consulting and implementation services to support the Enterprise Resource Planning project (PeopleSoft)	474
83. Contract (funds going out) - U. T. M. D. Anderson Cancer Center: PricewaterhouseCoopers, LLP to provide consulting services and act as an integration partner with PeopleSoft	474
84. New Award of Tenure Appointments - U. T. M. D. Anderson Cancer Center: Amendment to the 2012-13 budget	475
85. Request for Budget Change - U. T. M. D. Anderson Cancer Center: Amendment to the 2011-12 budget	477
86. Contract - U. T. Health Science Center - Tyler: Morrison Management Specialists, Inc. to provide vending services	478



THE UNIVERSITY OF TEXAS SYSTEM BOARD OF REGENTS'
CONSENT AGENDA

Board Meeting: 8/22-23/2012
Austin, Texas

U. T. SYSTEM ADMINISTRATION

1. Minutes - U. T. System Board of Regents: Approval of Minutes of the regular meetings held on May 2-3, 2012 and July 11, 2012 and special called meetings held on May 24, 2012, and July 30, 2012, available at <http://www.utsystem.edu/board-of-regents/meetings>
2. Employment Agreement - U. T. System: Appointment of Pedro Reyes, Ph.D., as Executive Vice Chancellor for Academic Affairs

The employment agreement summarized below has been awarded, has been approved by the Chancellor, and is recommended for approval by the U. T. System Board of Regents.

Item: Executive Vice Chancellor for Academic Affairs

Funds: \$360,000 annually

Period: Beginning August 2, 2012

Description: Agreement for employment of Executive Vice Chancellor for Academic Affairs, Pedro Reyes, Ph.D. The Executive Vice Chancellor for Academic Affairs reports to and is responsible to the Chancellor and shall hold office without fixed term, subject to the pleasure of the Chancellor. U. T. System will reimburse monthly dues, professional memberships, continuing education, wireless device allowances, as well as reasonable travel related to U. T. business.

3. Contract (funds going out) - **UTIMCO**: Approval to renegotiate or extend the existing Master Custodian Agreement for investment assets under the fiduciary care of the U. T. System Board of Regents

Agency: Bank of New York Mellon (BNY Mellon)
Funds: Anticipated contracting expenditures to exceed \$4,000,000 per year
Source of Funds: Funding source(s) will be from the various Investment Funds managed by The University of Texas Investment Management Company (UTIMCO)
Period: Client (UTIMCO) or Custodian may cancel current agreement (which was effective May 30, 2007) by giving 90 calendar day notice
Description: Renegotiate or extend the Master Investment Management Services Agreement between the U. T. System Board of Regents (U. T. Board) and UTIMCO requires UTIMCO to select one or more custodians, each of which shall be approved by the U. T. Board. The master custodian provides a wide range of services, including custody of investment assets, accounting, performance, analytics, and securities lending. BNY Mellon (formerly Mellon Trust of New England) has served as the master custodian for the investment assets under the fiduciary care of the U. T. Board since September 1, 1995.

4. Contract (funds going out) - **U. T. System**: Tolunay-Wong Engineers, Inc. to perform geotechnical engineering and materials testing services

Agency: Tolunay-Wong Engineers, Inc.
Funds: Anticipated contracting expenditures to exceed \$1,000,000 per year of the contract
Source of Funds: Funding source(s) will be from various funds approved for individual Capital Improvement Program projects
Period: September 1, 2011 (initial date of contract) through August 31, 2017 (a two-year contract and two two-year extensions)
Description: The firm to perform geotechnical engineering and materials testing services on a job order basis for construction services. The services were competitively procured.

5. Contract (funds going out) - U. T. System: AON Risk Services, Inc. to provide risk management and brokerage services

Agency: AON Risk Services, Inc.
Funds: Anticipated total cost will exceed \$1,000,000 over the life of the contract
Source of Funds: Service Center Funds
Period: August 31, 2012 through August, 31, 2016
Description: AON Risk Services, Inc. to provide risk management and brokerage services on an as needed basis. U. T. System utilizes a panel of brokers to provide brokerage, insurance placement, claims advocacy, and risk management services.

6. Contract (funds going out) - U. T. System: Beecher Carlson Insurance Services, LLC to provide risk management and brokerage services

Agency: Beecher Carlson Insurance Services, LLC
Funds: Anticipated total cost will exceed \$1,000,000 over the term of the contract
Source of Funds: Service Center Funds
Period: August 31, 2012 through August 31, 2016
Description: Beecher Carlson Insurance Services, LLC to provide risk management and brokerage services on an as needed basis. U. T. System utilizes a panel of brokers to provide brokerage, insurance placement, claims advocacy, and risk management services.

7. Contract (funds going out) - U. T. System: Arthur J. Gallagher Risk Management Services, Inc. to provide risk management and brokerage services

Agency: Arthur J. Gallagher Risk Management Services, Inc.
Funds: Anticipated total cost will exceed \$1,000,000 over the life of the contract
Source of Funds: Service Center Funds
Period: August 31, 2012 through August 31, 2016
Description: Arthur J. Gallagher Risk Management Services, Inc. agrees to provide risk management and brokerage services on an as needed basis. U. T. System utilizes a panel of brokers to provide brokerage, insurance placement, claims advocacy, and risk management services.

8. Contract (funds going out) - U. T. System: Marsh USA, Inc. to provide risk management and brokerage services

Agency: Marsh USA, Inc.
Funds: Anticipated total cost will exceed \$1,000,000 over the life of the contract
Source of Funds: Service Center Funds
Period: August 31, 2012 through August, 31, 2016
Description: Marsh USA, Inc. agrees to provide risk management and brokerage services on an as needed basis. U. T. System utilizes a panel of brokers to provide brokerage, insurance placement, claims advocacy, and risk management services.

9. Contract (funds going out) - U. T. System: John L. Wortham & Son, LP dba Wortham Insurance & Risk Management to provide risk management and brokerage services

Agency: John L. Wortham & Son, LP dba Wortham Insurance & Risk Management
Funds: Anticipated total cost will exceed \$1,000,000 over the life of the contract
Source of Funds: Service Center Funds
Period: August 31, 2012 through August, 31, 2016
Description: Wortham Insurance & Son agrees to provide risk management and brokerage services on an as needed basis. U. T. System utilizes a panel of brokers to provide brokerage, insurance placement, claims advocacy, and risk management services.

10. Contract (funds going out) - U. T. System: Injury Management Organization, Inc. to provide medical fee audit services, preauthorization services, utilization review, medical case management, and a health care network

Agency: Injury Management Organization, Inc. (IMO)
Funds: \$4,750,000 estimate is based on fee cap
Source of Funds: Service Center Funds
Period: September 1, 2012 through August 31, 2017
Description: IMO to provide medical fee audit services, preauthorization services, utilization review, medical case management, and a health care network for Worker's Compensation Insurance.

11. Contract (funds going out) - U. T. System: Veoila ES Technical Solutions, LLC to provide hazardous waste management and disposal services

Agency: Veoila ES Technical Solutions, LLC
Funds: \$1,200,000
Source of Funds: Service Center Funds
Period: August 31, 2012 through August, 31, 2017 (one-year contract and four one-year extensions)
Description: This nonexclusive Systemwide contract provides for the management and disposal of hazardous waste generated by U. T. System institutions.

12. Contract (funds going out) - U. T. System: Accenture LLP to assist with shared services projects

Agency: Accenture LLP
Funds: Phase 1 (initial scope) and phase 2 (extended scope) would be capped at \$427,600 each for a total of \$855,200
Source of Funds: Available University Funds
Period: Begin on the effective date through June 30, 2014
Description: The initial phase of the project will be limited in scope to U. T. System's health institutions and provide benchmarking, data analysis, and design activities for three specific potential shared services projects: Procure to Pay, encompassing activities from procurement or purchasing through payment for goods and services; Hire to Retire, encompassing specific human resource-related activities from the recruitment and hiring of individuals to their exit from employment; and Finance such as budgeting accounting, travel, and asset management.

13. Contract (funds going out) - U. T. System: Skire, Inc. to perform software license, maintenance, hosting, and related services

Agency: Skire, Inc.
Funds: Anticipated total cost expected to now exceed \$1,000,000
Source of Funds: Service Center Funds
Period: Initial term of contract July 23, 2004. Contract ending date July 23, 2015.
Description: Skire, Inc. to perform software license, maintenance, hosting, and related services for U. T. System. The services were competitively procured.

14. Request for Budget Change - U. T. System: Transfer of \$12,000,000 to rebate surplus premium contributions to institutions that were paid in Phase IV of the Rolling Owner Controlled Insurance Program

<u>Description</u>	<u>\$ Amount</u>	<u>RBC #</u>
DESIGNATED FUNDS		
Amount of Transfer:	12,000,000	150
From: Rolling Owner Controlled Insurance Program (ROCIP) Phase IV		
To: U. T. Arlington	\$ 114,494	
U. T. Austin	3,850,869	
U. T. Brownsville	37,340	
U. T. Dallas	468,450	
U. T. El Paso	235,985	
U. T. San Antonio	920,457	
U. T. Tyler	337,540	
U. T. Southwestern Medical Center	1,202,877	
U. T. Medical Branch - Galveston	590,919	
U. T. Health Science Center - Houston	1,147,823	
U. T. Health Science Center - San Antonio	433,767	
U. T. M. D. Anderson Cancer Center	<u>2,659,479</u>	
Total	<u>\$12,000,000</u>	

Transfer to rebate surplus premium contributions to institutions paid in Phase IV of the ROCIP program. The surplus amount was actuarially determined and reflects better than expected claim experience. The allocation to each institution was also actuarially determined and considers premiums paid into the fund as well as the individual institution's losses in the phase.

The ROCIP provides worker's compensation, general liability, and excess liability coverage for contractors working on designated U. T. System construction projects, under one master program. The program not only ensures better, more consistent coverage, it also creates economies of scale by purchasing insurance in bulk rather than separately in the bids of individual contractors.

15. Request for Budget Change - U. T. System: Transfer of \$8,879,620 to retroactively reduce the premium contribution rate paid by institutions in Phase V of the Rolling Owner Controlled Insurance Program

<u>Description</u>	<u>\$ Amount</u>	<u>RBC #</u>
DESIGNATED FUNDS		
Amount of Transfer:	8,879,620	151
From: Rolling Owner Controlled Insurance Program (ROCIP) Phase V		
To: U. T. Arlington	\$ 699,060	
U. T. Austin	1,790,020	
U. T. Brownsville	74,980	
U. T. Dallas	657,280	
U. T. El Paso	472,060	
U. T. Pan American	14,260	
U. T. Permian Basin	349,660	
U. T. San Antonio	247,250	
U. T. Tyler	12,510	
U. T. Southwestern Medical Center	1,642,980	
U. T. Medical Branch - Galveston	566,390	
U. T. Health Science Center - Houston	329,420	
U. T. Health Science Center - San Antonio	328,000	
U. T. M. D. Anderson Cancer Center	1,616,210	
U. T. Health Science Center - Tyler	<u>79,540</u>	
Total	<u>\$8,879,620</u>	

Transfer to retroactively reduce the premium contribution rate paid by institutions in Phase V of the ROCIP program from 2.24% of construction value to 1.95%. The rate reduction reflects renegotiated insurance premium rates and better than expected claim experience to date.

The ROCIP provides worker's compensation, general liability, and excess liability coverage for contractors working on designated U. T. System construction projects, under one master program. The program not only ensures better, more consistent coverage, it also creates economies of scale by purchasing insurance in bulk rather than separately in the bids of individual contractors.

16. Approval to exceed the full-time equivalent (FTE) limitation on employees paid from appropriated funds - U. T. System: Institutions have requested approval to exceed the FTE limitation for Fiscal Year 2013 as authorized by Article IX the General Appropriations Act. (All other institutions will not exceed their cap.)

<u>Institution</u>	Requested 2013 FTEs over the <u>Limitation</u>	2012 FTEs over the <u>Limitation</u>
U. T. Brownsville	188.82	184.00
U. T. Dallas	158.00	30.00
U. T. El Paso	90.00	70.00
U. T. San Antonio	90.00	120.00
U. T. Tyler	34.00	-
U. T. M. D. Anderson Cancer Center	1,257.70	862.00
U. T. Health Science Center - Tyler	100.00	40.00
U. T. System Administration	42.87	-

Also as required by Article IX, Section 6.10 of the General Appropriations Act, it is recommended that the U. T. System Board of Regents submit a request to the Governor's Office and the Legislative Budget Board to grant approval for these institutions to exceed the authorized number of FTE employees paid from appropriated funds. All other institutions will not exceed their cap.

17. Request for Budget Change - U. T. System: Transfer of \$515,000 from U. T. System Unallocated to Contracted Professional Services External Audit Fees to pay audit fees due Deloitte & Touche, LLP for Fiscal Year 2012

18. Real Estate Report - U. T. System: Summary Report of Separately Invested Assets managed by U. T. System

**THE UNIVERSITY OF TEXAS SYSTEM
SEPARATELY INVESTED ASSETS
Managed by U. T. System
Summary Report at May 31, 2012**

	FUND TYPE							
	Current Purpose Restricted		Endowment and Similar Funds		Annuity and Life Income Funds		TOTAL	
	Book	Market	Book	Market	Book	Market	Book	Market
Land and Buildings:								
Ending Value 2/29/2012	\$ 2,791,091	\$ 20,380,408	\$ 106,304,207	\$ 269,468,051	\$ 1,601,467	\$ 2,973,923	\$ 110,696,765	\$ 292,822,382
Increase or Decrease	(20,000)	(93,523)	(1)	(61,010)	-	-	(20,001)	(154,533)
Ending Value 5/31/2012	<u>\$ 2,771,091</u>	<u>\$ 20,286,885</u>	<u>\$ 106,304,206</u>	<u>\$ 269,407,040</u>	<u>\$ 1,601,467</u>	<u>\$ 2,973,923</u>	<u>\$ 110,676,764</u>	<u>\$ 292,667,848</u>
Other Real Estate:								
Ending Value 2/29/2012	\$ 45,651	\$ 45,651	\$ 25,284	\$ 25,284	\$ -	\$ -	\$ 70,935	\$ 70,935
Increase or Decrease	(1,739)	(1,739)	(5,656)	(5,656)	-	-	(7,395)	(7,395)
Ending Value 5/31/2012	<u>\$ 43,913</u>	<u>\$ 43,913</u>	<u>\$ 19,627</u>	<u>\$ 19,627</u>	<u>\$ -</u>	<u>\$ -</u>	<u>\$ 63,540</u>	<u>\$ 63,540</u>

Report prepared in accordance with Sec. 51.0032 of the *Texas Education Code*.

Details of individual assets by account furnished on request.

Note: Surface estates are managed by the U. T. System Real Estate Office. Mineral estates are managed by U. T. System University Lands. The royalty interests received from the Estate of John A. Jackson for the John A. and Katherine G. Jackson Endowed Fund in Geosciences are managed by the U. T. Austin Geology Foundation, with the assistance of the Bureau of Economic Geology.

ACADEMIC INSTITUTIONS

19. Contract (funds coming in) - U. T. Arlington: Assist the Texas Commission on Environmental Quality (TCEQ) with the Safe Drinking Water Inventory System
- Agency: Texas Commission on Environmental Quality (TCEQ)
Funds: \$1,167,445
Period: September 1, 2012 through August 31, 2014
Description: University to assist the TCEQ with the Safe Drinking Water Inventory System (SDWIS) reporting requirements, updating inventory and enforcement data. U. T. Arlington will also review and evaluate all Ground Water Rule and Public Notice data for the TCEQ that is housed in the SDWIS, and the Consolidated Compliance and Enforcement Data System. Other work will include, but will not be limited to, the review of plans, maps, and geological data from drill logs, and complete assessments on other aspects of well data.
20. Lease - U. T. Arlington: Authorization to lease space to SMD Arlington, LLC, for restaurant use
- Description: Lease of approximately 2,120 square feet of retail space in the College Park mixed-use development for use by the tenant as a restaurant. The rental and the improvement allowance were based on surveys of similar mixed-use and retail properties in Arlington and Fort Worth.
- Tenant: SMD Arlington, LLC, dba Smiling Moose Deli, a Texas limited liability company
- Term: Commencing on or about August 1, 2012 and continuing for 120 months following the rent start date, plus two 60-month extension options. The rent start date is the date that is 120 days after the lease is fully signed.
- Lease Revenue: \$738,060.52 in rent and operating expenses payable over a 120-month term, and an estimated \$908,013.67 in rent and operating expenses for two 60-month extension options. U. T. Arlington is providing the tenant an improvement allowance for the initial construction of the premises, to be paid out of Auxiliary Funds.

21. Lease - U. T. Arlington: Authorization to lease space to Diggs Taco Arlington, LLC, for restaurant use

Description: Lease of approximately 2,904 square feet of retail space in the College Park mixed-use development for use by the tenant as a restaurant. The rental and the improvement allowance were based on surveys of similar mixed-use and retail properties in Arlington and Fort Worth.

Tenant: Diggs Taco Arlington, LLC, dba Diggs Taco Shop, a Texas limited liability company

Term: Commencing on or about August 1, 2012 and continuing for 120 months following the rent start date, plus two 60-month extension options. The rent start date is the date that is 120 days after the lease is fully signed.

Lease Revenue: \$1,148,217.66 in rent and operating expenses payable over a 120-month initial term, and an estimated \$1,409,894.43 in rent and operating expenses for two 60-month extension options. U. T. Arlington is providing the tenant an improvement allowance for the initial construction of the premises to be paid out of Auxiliary Funds.

22. Changes to Admission Criteria - U. T. Arlington

U. T. Arlington requests approval for minor editorial changes to the criteria for admission into graduate programs to conform with the Educational Testing Service changes to the new numeric scale used for the Graduate Record Examination (GRE). The changes have been reviewed and administratively approved by the Executive Vice Chancellor for Academic Affairs and are recommended for approval by the U. T. Board of Regents.

Summary of Changes to Admission Criteria

The GRE was revised in August 2011 and is now scored on a different numeric scale provided tables to give equivalent scores on the previous and revised tests. In addition to other proposed changes, the “new scale” GRE equivalents are provided for admission to each degree program or track.

Civil Engineering Master’s Program

Unconditional Admission:

1. Increase GRE Quantitative score from 650 to 700 (equivalent to 155 new scale)
2. Decrease GRE from 400 to 390 (equivalent to 146 new scale)

Civil Engineering Doctoral Program

Unconditional Admission:

1. Increase GRE Quantitative score from 700 to 740 (equivalent to 158 on new scale)
2. Decrease GRE Verbal score from 425 to 420 (equivalent to 148 on new scale)

Civil Engineering B.S.-Ph.D. Track

Requirements are proposed for unconditional and probationary admission for admission of bachelor degree holders into a track leading to the doctorate and are identical to the requirements specified for admission of master's students into the doctoral program and include the proposed revisions to GRE score requirements for unconditional admission into the doctoral program.

Economics M.A. Program

1. Add waiver of GRE/GMAT requirements if student holds a terminal graduate degree from an accredited program
2. Provide revised GRE test score equivalents to scores on previous version of the GRE
3. Change conditions that may lead to denial of admission from when applicant does not satisfy majority of admission requirements to denial when applicant fails to meet at least two requirements and added language indicating that in such cases, all applicant data will be reviewed before admission is denied.

Educational Leadership and Policy Studies M.A. Program

Unconditional Admission:

4. Increase minimum acceptable graduate GPA from 3.0 to 3.5
5. Allow GPA based on 12 or more hours of graduate study to be considered instead of undergraduate GPA
6. Reduce minimum GRE Analytical Writing Test score from 4.0 to 3.5
7. Specify that authors of letters of reference must be provided by individuals who can assess the applicant's aptitude, academic skills and abilities needed for success in the Educational Leadership and Policies Studies master's program
8. Change requirement that all criteria (GPA, GRE and letters of reference) must be met to qualify for unconditional admission to allow applicants meeting two out of the three proposed requirements for unconditional admission (GPA, GRE and letters of reference) to qualify for unconditional admission.

Probationary Admission:

1. Specify minimum acceptable undergraduate GPA (2.8)
2. Allow GPA based on 12 or more hours of graduate study to be considered instead of undergraduate GPA
3. Specify 3.3 as the minimum graduate GPA acceptable graduate GPA on 12 or more hours
4. Specify minimum acceptable GRE scores: Verbal subtest score equal to 146 new scale, 400 on old scale; Quantitative subtest score equal to 143 new scale, or 400 old scale; and Analytical Writing subtest score equal to 3.0.

5. Change requirement that students failing to meet all requirements for unconditional admission will be considered for probationary admission on the basis of a writing sample and relevant professional experience to allow applicants meeting two out of the three proposed requirements (GPA, GRE, and letters of reference) specified for probationary admission to qualify for probationary admission.

Electrical Engineering M.S. and Ph.D. Programs

1. Decrease GRE Verbal test requirements for masters or doctoral admission from 500 to 400 and provide equivalent scores on the new GRE scoring scale
2. Decrease GRE Analytical Writing subtest scores for M.S. students from 4 to 3
3. Decrease GRE Analytical Writing subtest score for Ph.D. students from 4 to 3.5
4. Update entry to include test scores on revised GRE test Verbal and Quantitative subtests that are equivalent to scores on the previous version of the test
5. Require International student applicants to earn at least 19 points on each of the 4 subtests of the TOFEL iBT (Test of English as a Foreign Language, Internet Based Test), a measure of proficiency in English, in addition to meeting a minimum total score. Previously, only the minimum total score (sum of all four subtest scores) was specified. The program does not propose to change the total minimum score requirement.

History M.A. Program

1. Revise language describing conditions that must be met for unconditional admission
2. Eliminate 500 word essay on reasons for graduate study in History
3. Add requirement that applicants must submit a sample research paper written in an upper division history course
4. Provide new scale equivalent scores for required GRE Verbal subtest

Management Masters of Science in Human Resource Management Program

1. Increase Index score from 1080 to 1100
2. Increase GMAT Total score from 480 to 500
3. Increase GRE Quantitative subtest percentile score from 40% to 45%
4. Increase GRE Verbal subtest percentile score from 40% to 45%

Social Work Ph.D. Program

Eliminate consideration of EXADEP (Examen de Admisión a Estudios de Posgrado) test scores in admission decisions

23. Contract (funds coming in) - U. T. Arlington: Provide project management course instruction to Texas Department of Transportation (TxDOT) employees

Agency: Texas Department of Transportation
 Funds: Not to exceed value of \$1,587,883
 Period: Commencing when contract is fully executed by both parties and terminating August 31, 2015
 Description: The performing agency to provide instruction for receiving agency project management courses at designated locations throughout the State of Texas. Services shall include, but not be limited to, course maintenance and delivery using a variety of delivery methodologies.

24. Employment Agreement - U. T. Arlington: New agreement of Head Men’s Basketball Coach Scott Cross

The following agreement has been executed, has been approved by the Executive Vice Chancellor for Academic Affairs, and is recommended for approval by the U. T. System Board of Regents. Such employment under this agreement is subject to the Constitution and Bylaws of the National Collegiate Athletic Association, any intercollegiate athletic conference of which The University of Texas at Arlington is a member, the Regents’ *Rules and Regulations*, and the policies of The University of Texas at Arlington. The violation of the provisions of such constitution, bylaws, rules, regulations, or policies shall be grounds for suspension without pay or dismissal.

Item: Head Men’s Basketball Coach
 Funds: 2012-2013 \$150,000 annual
 2013-2014 \$175,000 annual
 2014-2015 \$200,000 annual
 2015-2016 \$225,000 annual
 Period: September 1, 2012 through August 31, 2016
 Description: Initial agreement for employment of Head Men’s Basketball Coach, Scott Cross, for the above designated period following the standard coach's employment contract prepared by the Office of General Counsel.
 Incentives:

- \$7,500 in any contract year in which the team wins the regular season conference championship
- \$10,000 in any contract year in which the team wins the conference tournament championship
- \$2,500 in any contract year in which the team plays in a championship game
- \$500 for each conference game win in any contract year
- \$2,500 in any contract year in which the team has a 20-win season
- \$2,500 in any contract year in which the team has a NIT appearance
- \$7,500 in any contract year in which the team has a NCAA appearance at-large berth
- \$5,000 in any contract year in which the team has a post-season win (NCAA or NIT)

- \$5,000 in any contract year in which the coach is named Conference Coach of the Year
- \$5,000 in any contract year in which the team has a final season RPI of top 64 in Division I
- \$2,500 in any contract year in which the team has a final season RPI of top 125 in Division I
- \$5,000 in any contract year in which the team annual NCAA APR score is 975 or better
- \$5,500 in any contract year in which the team annual NCAA APR score is 940 or better
- \$1,000 for every First Team Conference Player recognition in any contract year.
- \$1,000 for every First Team All-Academic Player recognition in any contract year
- \$1,000 in any contract year in which a player is named Conference Player of the Year
- For the number of season tickets sold for men’s basketball games in any contract year:

No. of Season Tickets Sold	Incentive Amount
1000	\$ 2,000
1500	\$ 2,500
2000	\$ 3,000
2500	\$ 3,500
3000	\$ 4,000
3500	\$ 4,500
4000	\$ 5,000
4500	\$ 5,500
5000	\$ 6,000

- For the average attendance at a men’s basketball game based on the turnstile count in any contract year:

Average Attendance	Incentive Amount
2000	\$ 2,000
2500	\$ 2,500
3000	\$ 3,000
3500	\$ 3,500
4000	\$ 4,000
4500	\$ 4,500
5000	\$ 5,000
5500	\$ 5,500
6000 and above	\$ 6,000

25. New Award of Tenure and Emeritus Appointments - U. T. Arlington: Amendment to the 2012-13 budget

The following personnel actions involving new award of tenure and emeritus appointments have been administratively approved by the Executive Vice Chancellor for Academic Affairs. The personnel actions have been included in the 2013 Annual Operating Budget and are consistent with the Regents' *Rules and Regulations*, Rule 31007.

<u>College, Department, and Name</u>	<u>From</u>	<u>To</u>
College of Business		
Accounting Bin Srinidhi	New Hire	Professor (T)
College of Business		
Economics Aaron Smallwood	Assistant Professor (NT)	Associate Professor (T)
Mahmut Yasar	Assistant Professor (NT)	Associate Professor (T)
Finance and Real Estate Darren Hayunga	Assistant Professor (NT)	Associate Professor (T)
Peggy E. Swanson	Professor (T)	Emeritus Professor (NT)
Management Susanna Khavul	Assistant Professor (NT)	Associate Professor (T)
Marketing Elten Briggs	Assistant Professor (NT)	Associate Professor (T)
College of Education and Health		
Professions		
Curriculum and Instruction Jiyoon Yoon	New Hire	Associate Professor (T)
Kinesiology David Keller	Assistant Professor (NT)	Associate Professor (T)
Christopher Ray	Assistant Professor (NT)	Associate Professor (T)
College of Engineering		
Bioengineering George Alexandrakis	Assistant Professor (NT)	Associate Professor (T)
Mario Romero-Ortega	Associate Professor (NT)	Associate Professor (T)

<u>College, Department, and Name</u>	<u>From</u>	<u>To</u>
Civil Engineering Shih-Ho Chao	Assistant Professor (NT)	Associate Professor (T)
Computer Science and Engineering Vassilis Athitsos Heng Huang	Assistant Professor (NT) Assistant Professor (NT)	Associate Professor (T) Associate Professor (T)
Electrical Engineering Ronald L. Carter	Professor (T)	Emeritus Professor (NT)
Industrial & Manufacturing Systems Susan Ferreira	Assistant Professor (NT)	Associate Professor (T)
Mechanical and Aerospace Engineering Dragos Dancila	Associate Professor (NT)	Associate Professor (T)
College of Liberal Arts		
History Douglas W. Richmond Roberto R. Trevino	Professor (T) Professor (T)	Emeritus Professor (NT) Emeritus Professor (NT)
Modern Languages Alicia Rueda-Acedo	Assistant Professor (NT)	Associate Professor (T)
Music Timothy J. Ishii	Associate Professor (T)	Professor (T)
Sociology and Anthropology Joseph W. Bastien Raymond Arthur Eve Heather Jacobson	Professor (T) Professor (T) Assistant Professor (NT)	Emeritus Professor (NT) Emeritus Professor (NT) Associate Professor (T)
College of Science		
Biology Shawn Christensen Eric Smith	Assistant Professor (NT) Assistant Professor (NT)	Associate Professor (T) Associate Professor (T)
Chemistry and Biochemistry Jongyun Heo	Assistant Professor (NT)	Associate Professor (T)
Earth and Environmental Science Qinhong Hu Andrew Hunt	Assistant Professor (NT) Assistant Professor (NT)	Associate Professor (T) Associate Professor (T)

<u>College, Department, and Name</u>	<u>From</u>	<u>To</u>
Mathematics		
Dimitar Grantcharov	Assistant Professor (NT)	Associate Professor (T)
Larry Heath	Professor (T)	Emeritus Professor (NT)
Physics		
Amir Farbin	Assistant Professor (NT)	Associate Professor (T)
School of Architecture		
Bill Boswell	Professor (T)	Emeritus Professor (NT)
Raymond Joseph Guy	Professor (T)	Emeritus Professor (NT)
Douglas Klahr	Assistant Professor (NT)	Associate Professor (T)
Martin Price	Professor (T)	Emeritus Professor (NT)
School of Social Work		
Schnavia Smith Hatcher	New Hire	Associate Professor (T)
Diane Mitschke	Assistant Professor (NT)	Associate Professor (T)
Joan R. Rycraft	Professor (T)	Emeritus Professor (NT)
Richard Schoech	Professor (T)	Emeritus Professor (NT)
Alexa Smith-Osborne	Assistant Professor (NT)	Associate Professor (T)
Thomas Dale Watts	Professor (T)	Emeritus Professor (NT)
School of Urban and Public Affairs		
Urban and Public Affairs		
Carl Grodach	Assistant Professor (NT)	Associate Professor (T)

26. Contracts (funds coming in) - U. T. Austin: Integrated Stadium Seating to provide event customers stadium seatback rental program for sporting events

Agency: Integrated Stadium Seating
 Funds: \$2,275,000 estimated for the initial term and renewal periods, and a \$50,000 payment upon execution by both parties
 Period: Effective from the date of execution through April 30, 2015, with option to renew for two additional two-year periods
 Description: Stadium seatback lease and rental program wherein Integrated Stadium Seating will rent stadium seatbacks with cushioned seats and back supports to sporting event customers. The chairs are suitable for temporarily affixing to existing facility benches on the U. T. Austin campus.

27. Contract (funds coming in) - U. T. Austin: Development of curriculum related to the New Mathways Project for the Texas Association of Community Colleges

Agency: Texas Association of Community Colleges
Funds: \$3,000,000 estimated for the initial term and renewal periods
Period: June 1, 2012 through August 31, 2013, with options to renew for 10 additional one-year periods
Description: U. T. Austin's Charles A. Dana Center will collaborate with the Texas Association of Community Colleges to design an innovative approach to math education through the New Mathways Project. The scope of the project will include development of web-based curricular materials for mathematics and student success courses, and technical assistance tools and services to support academic institutions, faculty, and staff for the implementation of the New Mathways Project.

28. Contracts (funds going out) - U. T. Austin: Instructure, Inc. to provide a web-based learning management system for instructors to create and deliver online courses

Agency: Instructure, Inc.
Funds: \$3,900,000 estimated for the initial term and renewal periods
Source of Funds: Educational and General Funds, Designated Funds, Auxiliary Funds, and Restricted Funds
Period: Effective from the date of execution through June 30, 2015, with options to renew for two additional two-year periods
Description: Instructure, Inc. to provide U. T. Austin's Information Technology Services access to Canvas Cloud, a web-based learning management system. Using Canvas Cloud, U. T. Austin instructors will create and deliver online courses to students attending classes on the Austin campus, taking continuing education courses, or participating in college readiness programs.

29. Two Contracts (funds going out) - U. T. Austin: Two separate agreements with USFon, Inc. for dark optical fiber indefeasible right to use agreement to provide production, research, and disaster recovery connectivity to U. T. System institutions in the 1) Dallas/Richardson area, and 2) Dallas/Fort Worth area

Agency: USFon, Inc.
Funds: Contract 1: \$1,013,704 estimated
Contract 2: \$3,844,893 estimated
Source of Funds: Available University Funds
Period: Both contracts effective from the date of execution and continuing for 20 years
Description: Dark optical fiber indefeasible right to use agreements for up to 20 years between U. T. Austin, on behalf of the U. T. System Office of Telecommunication Services, and USFon, Inc., to install, maintain, and provide dark fiber expandable services between:

Contract 1: Dallas and Richardson
Contract 2: Dallas and Fort Worth

The fiber will enable the U. T. System network to provide production, research, and disaster recovery connectivity to U. T. System institutions in the Dallas/Richardson and Dallas/Fort Worth areas. An indefeasible right to use agreement is one whereby a party obtains the right to use specifically identified strands of dark fiber from another party.

30. Foreign Contract (funds coming in) - U. T. Austin: Collaboration to establish degree program at Sofia University, Bulgaria

Agency: Sofia University, Bulgaria
Funds: Approximately \$1,600,000
Period: September 1, 2012 through August 31, 2017
Description: The Red McCombs School of Business Executive Development Program will collaborate with Sofia University to establish a Master of Science in Technology Commercialization degree program based on the McCombs School's Master of Science in Technology Commercialization degree program model.

31. Foreign Contract (funds coming in) - U. T. Austin: University of Durham, United Kingdom, Global Learning Centre and Executive Education program to receive leadership training services

Agency: University of Durham, United Kingdom
Funds: Approximately \$8,000 (including costs)
Period: September 28, 2012 through October 8, 2012
Description: The Governor's Center for Management Development, a unit of the LBJ School of Public Affairs, will provide leadership training services to the Global Learning Centre and Executive Education program, Durham Business School, University of Durham.

32. Lease (funds going out) - U. T. Austin: Authorization to lease space from Hub Properties Trust for use by University Charter School and Division of Continuing and Innovative Education

- Description: 62 month extension of existing lease of space at 8701 N. MoPac, Austin, Texas. The leased space has been used for administrative offices and classroom space for continuing education classes for teachers and principals by U. T. Austin's University Charter School and Division of Continuing and Innovative Education since March 2005. Additionally, a right of first refusal for approximately 5,000 square feet of adjacent space will be obtained. U. T. Austin canvassed the market before making the decision to remain in its current space. Authorization is requested for U. T. Austin's Campus Director of Real Estate to execute the lease extension on completion of negotiations and approval by the Real Estate Office.
- Lessor: Hub Properties Trust
- Term: September 1, 2012, through October 31, 2017, plus two five-year renewal options
- Total Area: 15,261 square feet of office space, plus an additional 5,000 square feet under the right of first refusal
- Lease Costs: Approximately \$1,561,251.04 in base rent and estimated operating expenses payable over a 62-month term, with two months free rent. Base rent starts at \$10.75 per square foot and increases in steps to \$13.25 per square foot. Estimated operating expenses for 2012 are approximately \$8.00 per square foot. The Lessor is providing a tenant allowance of \$6.50 per square foot. Rent for the renewal option periods will be at the then current market rent.
- Source of Funds: Texas Education Agency funds

33. Purchase - U. T. Austin: Authorization to purchase land and improvements at 305 West 20th Street and 1908 Whitis Avenue, Austin, Travis County, Texas, from Kerry S. Yom, Kyong Hui Shuey, and Kerry S. Yom and Sun Y. Yom, Co-Trustees of the Yom Family Trust, or from the McCombs School of Business Foundation for future campus expansion

- Description: Purchase of Lots 13 and 14, Louis Horst's Subdivision of Outlot 20, Division D, Austin, Travis County, Texas, and improvements, commonly known as 305 West 20th Street and 1908 Whitis Avenue, and authorization for the Executive Director of Real Estate to execute all documents, instruments, and other agreements, and to take all further actions deemed necessary or advisable to purchase the property.

The improvements consist of a 648 square foot one-story building and surface parking. This parcel is part of the land assemblage with adjacent properties at 300 West Martin Luther King, Jr. Boulevard, 1902 Whitis Avenue, and 304 West Martin Luther King, Jr., Boulevard purchased in April 2012. U. T. Austin envisions that the southwest area of the campus between Guadalupe Street and Whitis Avenue will be used for the future expansion of the McCombs School of Business, including the Executive Education Program at the AT&T Executive Education and Conference Center.

Seller: Kerry S. Yom, Kyong Hui Shuey, and Kerry S. Yom and Sun Y. Yom, Co-Trustees of the Yom Family Trust, or from the McCombs School of Business Foundation

Total Area: Approximately .4018 of an acre

Purchase Price: Fair market value as established by independent appraisals, plus all due diligence expenses, closing costs, and expenses to complete the acquisition as deemed necessary by the Executive Director of Real Estate. The appraisals are confidential pursuant to *Texas Education Code* Section 51.951.

Source of Funds: Unexpended Plant Funds from earned investment income

34. Request for Budget Change - U. T. Austin: Transfer \$543,080 from Intercollegiate Athletics Operating Income fund to Athletics Field Pavilion Design and Construct Tent Structures and Towers fund. Transfer will supplement existing project to design and construct three towers for football practice video operations and a shade pavilion at the Athletic Field Pavilion (RBC No. 4592) -- amendment to the 2011-12 budget

35. Request for Budget Change - U. T. Austin: Transfer \$500,000 from Intercollegiate Athletics Operating Income fund to Intercollegiate Athletics Wages account. Transfer will reflect an increase in operational salary expenses due to the hiring of three new head coaches (Women's Basketball, Women's Soccer, and Women's Swimming) and staff members. The additional income will be received prior to the close of the fiscal year from the Big 12 Conference and from the corporate sponsorship and marketing contract with IMG Communications, Inc. (RBC No. 4633) -- amendment to the 2011-12 budget.

36. Tenure Appointments - U. T. Austin: Amendment to the 2011-12 budget

The following Requests for Budget Changes have been administratively approved by the Executive Vice Chancellor for Academic Affairs and are recommended for approval by the U. T. System Board of Regents:

<u>Description</u>	<u>Effective Date</u>	<u>% Time</u>	<u>Full-time Salary</u>		<u>RBC #</u>
			<u>No. Mos.</u>	<u>Rate \$</u>	
SCHOOL OF LAW					
Law					
Professor and Dean					
Ward Farnsworth (T)	6/1-5/31	0	09	220,000	4632
	6/1-8/31	100	12	420,000	
	6/1-8/31	SUPLT	12	30,000	
COLLEGE OF NATURAL SCIENCES					
School of Biological Sciences -					
Section of Molecular Genetics					
and Microbiology					
Professor and Dean Designate					
Linda A. Hicke (T)	5/1-5/31	0	09	185,000	4572
	5/1-8/31	100	12	300,000	

37. Dean Emeritus Appointment - U. T. Austin: Appointment of Barbara W. White from Dean, School of Social Work, to Dean Emeritus effective 1/16/2012 (RBC No. 4630) -- amendment to the 2011-12 budget

38. Purchase Order (funds going out) - U. T. Austin: Mutual Telecom Services, Inc. to engineer, design, install, and provide maintenance and support for a voice-over Internet protocol telecommunications system

Agency: Mutual Telecom Services, Inc. dba Black Box Network Services
 Funds: \$1,621,447
 Source of Funds: Service Center Funds
 Period: May 31, 2012 through May 31, 2013
 Description: Mutual Telecom Services, Inc. will engineer, design, install, and provide one year of maintenance and support for a voice-over internet protocol (VOIP) telecommunications system to support U. T. Austin's 23,000 telephone instruments. The VOIP system will replace the current obsolete technology, which will no longer be supported by its provider after December 2016. This purchase order locks in the price of additional equipment that may be purchased in the future under separate purchase orders.

39. Employment Agreement - U. T. Austin: Extension of term and early termination payment schedule to Agreement of Head Men's Baseball Coach August E. Garrido

The following Amendment No. 2 has been approved by the Executive Vice Chancellor for Academic Affairs, and is recommended for approval by the U. T. System Board of Regents. Such employment under the Agreement, as amended by Amendments No. 1 and 2, is subject to the Constitution and Bylaws of the National Collegiate Athletic Association, any intercollegiate athletic conference of which The University of Texas at Austin is a member, the Regents' *Rules and Regulations*, and the policies of The University of Texas at Austin. The violation of the provisions of such constitution, bylaws, rules, regulations, or policies shall be grounds for suspension without pay or dismissal.

Item:	Head Men's Baseball Coach
From:	Guaranteed compensation: \$950,000 annually Nonguaranteed compensation available through performance incentives: maximum of \$165,000 annually
To:	No change
Source of Funds:	Intercollegiate Athletics
Description:	Amendment No. 2 to the Agreement for employment of Head Men's Baseball Coach August E. Garrido to extend the term of the agreement, which was scheduled to end August 31, 2013, for the designated period, and to change and extend the agreed schedule for buyout payments in the event of termination.
Incentive Change:	n/a
Period:	September 1, 2012 through August 31, 2015
Buyout Provision:	September 1, 2012 - August 31, 2013: \$600,000 (two annual payments of \$300,000) September 1, 2013 - August 31, 2014: \$300,000 (one annual payment of \$300,000)

40. Employment Agreement - U. T. Austin: Amendment of term, annual salary, and product endorsement compensation to Agreement of Head Women's Softball Coach Connie Clark

The following Amendment No. 4, has been approved by the Executive Vice Chancellor for Academic Affairs, and is recommended for approval by the U. T. System Board of Regents. Such employment under the agreement, as amended by Amendments No. 1, 2, 3, and 4, is subject to the Constitution and Bylaws of the National Collegiate Athletic Association, any intercollegiate athletic conference of which The University of Texas at Austin is a member, the Regents' *Rules and Regulations*, and the policies of The University of Texas at Austin. The violation of the provisions of such constitution, bylaws, rules, regulations, or policies shall be grounds for suspension without pay or dismissal.

Item:	Head Women's Softball Coach
From:	Guaranteed compensation: \$152,000 annually

To: Nonguaranteed compensation available through performance incentives: maximum of \$70,000 annually
 Guaranteed compensation:
 September 1, 2012 - August 31, 2013: \$195,000 annual
 September 1, 2013 - August 31, 2014: \$197,500 annual
 September 1, 2014 - August 31, 2015: \$203,000 annual
 Nonguaranteed compensation available through performance incentives: maximum of \$70,000 annually

Source of Funds: Intercollegiate Athletics

Salary Percent Change: FY 2012-2013: 28.29% increase from FY 2011-2012
 FY 2013-2014: 1.28% increase from FY 2012-2013
 FY 2014-2015: 2.78% increase from FY 2013-2014

Description: Amendment No. 4 to the Agreement for employment of Head Women's Softball Coach Connie Clark to extend the term of the agreement, which was scheduled to end August 31, 2012, for the designated period and to increase the annual salary and product endorsement compensation.

Incentive Change: n/a
 Period: September 1, 2012 through August 31, 2015

41. Employment Agreement - U. T. Austin: Amendment of term to Agreement of Head Men's Track and Field Coach Charles G. Thornton

The following Amendment No. 5, has been approved by the Executive Vice Chancellor for Academic Affairs, and is recommended for approval by the U. T. System Board of Regents. Such employment under the Agreement, as amended by Amendments No. 1, 2, 3, 4, and 5, is subject to the Constitution and Bylaws of the National Collegiate Athletic Association, any intercollegiate athletic conference of which The University of Texas at Austin is a member, the Regents' *Rules and Regulations*, and the policies of The University of Texas at Austin. The violation of the provisions of such constitution, bylaws, rules, regulations, or policies shall be grounds for suspension without pay or dismissal.

Item: Head Men's Track and Field Coach
 From: Guaranteed compensation: \$200,000 annually
 Nonguaranteed compensation available through performance incentives: maximum of \$52,000 annually

To: No change

Source of Funds: Intercollegiate Athletics

Salary
 Percent
 Change: n/a
 Description: Amendment No. 5 to the Agreement for employment of Head Men's Track and Field Coach Charles G. Thornton to extend the term of the agreement, which was scheduled to end August 31, 2012, for the designated period.

Incentive
 Change: n/a
 Period: September 1, 2012 through August 31, 2014

42. New Award of Tenure and Emeritus Appointments - U. T. Austin: Amendment to the 2012-13 budget

The following personnel actions involving new award of tenure and emeritus appointments have been administratively approved by the Executive Vice Chancellor for Academic Affairs. The personnel actions have been included in the 2013 Annual Operating Budget and are consistent with the Regents' *Rules and Regulations*, Rule 31007.

<u>College, Department, and Name</u>	<u>From</u>	<u>To</u>
School of Architecture		
Architecture		
Fernando L. Lara	Assistant Professor (NT)	Associate Professor (T)
Bjorn I. Sletto	Assistant Professor (NT)	Associate Professor (T)
Jason S. Sowell	Assistant Professor (NT)	Associate Professor (T)
McCombs School of Business		
Accounting		
Yong Yu	Assistant Professor (NT)	Associate Professor (T)
Information, Risk, and Operations Management		
Carlos M. Carvalho	Assistant Professor (NT)	Associate Professor (T)
Qi (Annabelle) Feng	Assistant Professor (NT)	Associate Professor (T)
Management		
David B. Jemison	Professor (T)	Professor Emeritus (NT)
College of Communication		
Advertising		
Michael S. Mackert	Assistant Professor (NT)	Associate Professor (T)
Communication Studies		
Natalie J. Stroud	Assistant Professor (NT)	Associate Professor (T)

<u>College, Department, and Name</u>	<u>From</u>	<u>To</u>
Radio-Television-Film Janet K. Staiger	Professor (T)	Professor Emeritus (NT)
College of Education		
Curriculum and Instruction		
Anthony L. Brown	Assistant Professor (NT)	Associate Professor (T)
Keffrelyn D. Brown	Assistant Professor (NT)	Associate Professor (T)
Sherry L. Field	Professor (T)	Professor Emeritus (NT)
Douglas E. Foley	Professor (T)	Professor Emeritus (NT)
Deborah K. Palmer	Assistant Professor (NT)	Associate Professor (T)
Stuart Reifel	Professor (T)	Professor Emeritus (NT)
Educational Administration		
Julian V. Heilig	Assistant Professor (NT)	Associate Professor (T)
Martha N. Ovando	Professor (T)	Professor Emeritus (NT)
John E. Roueche, Jr.	Professor (T)	Professor Emeritus (NT)
James R. Yates	Professor (T)	Professor Emeritus (NT)
Kinesiology and Health Education		
John L. Ivy	Professor (T)	Professor Emeritus (NT)
Kenneth W. Tyson	Associate Professor (T)	Associate Professor Emeritus (NT)
Special Education		
Shernaz B. Garcia	Professor (T)	Professor Emeritus (NT)
Alba A. Ortiz	Professor (T)	Professor Emeritus (NT)
Randall M. Parker	Professor (T)	Professor Emeritus (NT)
Herbert J. Rieth, Jr.	Professor (T)	Professor Emeritus (NT)
College of Engineering		
Civil, Architectural, and Environmental Engineering		
Mary Jo Kirisits	Assistant Professor (NT)	Associate Professor (T)
Electrical and Computer Engineering		
Seth R. Bank	Assistant Professor (NT)	Associate Professor (T)
Constantine Caramanis	Assistant Professor (NT)	Associate Professor (T)
Mattan Erez	Assistant Professor (NT)	Associate Professor (T)
Emanuel Tutuc	Assistant Professor (NT)	Associate Professor (T)
Ali E. Yilmaz	Assistant Professor (NT)	Associate Professor (T)
Mechanical Engineering		
Carolyn C. Seepersad	Assistant Professor (NT)	Associate Professor (T)
Michael E. Webber	Assistant Professor (NT)	Associate Professor (T)

<u>College, Department, and Name</u>	<u>From</u>	<u>To</u>
College of Fine Arts		
Art and Art History		
Amy Hauff	New Hire	Professor (T)
John Risley	New Hire	Professor (T)
Music		
Luisa Nardini	Assistant Professor (NT)	Associate Professor (T)
Nathan L. Williams	Assistant Professor (NT)	Associate Professor (T)
School of Information		
Information		
Kenneth R. Fleischmann	New Hire	Associate Professor (T)
College of Liberal Arts		
African Diaspora Studies		
Kevin M. Foster	Assistant Professor (NT)	Associate Professor (T)
Lisa Thompson	New Hire	Associate Professor (T)
Omise'eke Natasha Tinsley	New Hire	Associate Professor (T)
American Studies		
Stephen H. Marshall	Assistant Professor (NT)	Associate Professor (T)
Anthropology		
Rebecca J. Lewis	Assistant Professor (NT)	Associate Professor (T)
Denné N. Reed	Assistant Professor (NT)	Associate Professor (T)
Arlene Rosen	New Hire	Professor (T)
Asian Studies		
Kirsten Cather Fischer	Assistant Professor (NT)	Associate Professor (T)
Economics		
Alfred L. Norman	Professor (T)	Professor Emeritus (NT)
Stephen P. Ryan	New Hire	Associate Professor (T)
English		
Coleman J. Hutchison	Assistant Professor (NT)	Associate Professor (T)
Government		
Terrence L. Chapman	Assistant Professor (NT)	Associate Professor (T)
History		
Benjamin C. Brower	Assistant Professor (NT)	Associate Professor (T)
Linguistics		
Katrin E. Erk	Assistant Professor (NT)	Associate Professor (T)

<u>College, Department, and Name</u>	<u>From</u>	<u>To</u>
Philosophy		
Michelle Montague	New Hire	Associate Professor (T)
Adam Pautz	Assistant Professor (NT)	Associate Professor (T)
Galen J. Strawson	New Hire	Associate Professor (T)
Religious Studies		
Jennifer Graber	New Hire	Associate Professor (T)
Sociology		
David S. Kirk	Assistant Professor (NT)	Associate Professor (T)
Spanish and Portuguese		
Luis E. Carcámo-Huechante	Assistant Professor (NT)	Associate Professor (T)
Gabriela Polit-Dueñas	Assistant Professor (NT)	Associate Professor (T)
College of Natural Sciences		
Computer Science		
Kristen L. Grauman	Assistant Professor (NT)	Associate Professor (T)
School of Human Ecology - Human Development and Family Sciences		
Su Yeong Kim	Assistant Professor (NT)	Associate Professor (T)
Marine Science		
Deana L. Erdner	Assistant Professor (NT)	Associate Professor (T)
James W. McClelland	Assistant Professor (NT)	Associate Professor (T)
Mathematics		
François Baccelli	New Hire	Professor (T)
Lewis P. Bowen	New Hire	Associate Professor (T)
Francesco Maggi	New Hire	Associate Professor (T)
Mihai Sirbu	Assistant Professor (NT)	Associate Professor (T)
Physics		
Bjorn M. Hegelich	New Hire	Associate Professor (T)
Christina Markert	Assistant Professor (NT)	Associate Professor (T)
School of Biological Sciences - Integrative Biology		
Mikhail V. Matz	Assistant Professor (NT)	Associate Professor (T)

<u>College, Department, and Name</u>	<u>From</u>	<u>To</u>
Molecular Genetics and Microbiology		
Andreas Matouschek	New Hire	Professor (T)
Christopher S. Sullivan	Assistant Professor (NT)	Associate Professor (T)
School of Nursing		
Nursing		
Jane H. Dirksen	New Hire	Professor (T)
Bo Xie	New Hire	Associate Professor (T)
College of Pharmacy		
Pharmacy		
Christopher R. Frei	Assistant Professor (NT)	Associate Professor (T)
School of Social Work		
Social Work		
Roberta R. Greene	Professor (T)	Professor Emeritus (NT)
Yuri Jang	New Hire	Associate Professor (T)

43. New Award of Tenure Appointments - U. T. Brownsville: Amendment to the 2012-13 budget

The following personnel actions involving new award of tenure appointments have been administratively approved by the Executive Vice Chancellor for Academic Affairs. The personnel actions have been included in the 2013 Annual Operating Budget and are consistent with the Regents' *Rules and Regulations*, Rule 31007.

<u>College, Department, and Name</u>	<u>From</u>	<u>To</u>
College of Biomedical Sciences and Health Professions		
Biomedicine		
Saraswathy Nair	Assistant Professor (NT)	Associate Professor (T)
Andrea Schwarzbach	Associate Professor (NT)	Associate Professor (T)
College of Education		
Educational Psychology and Leadership Studies		
Jesus Abrego	Assistant Professor (NT)	Associate Professor (T)
Janice Butler	Assistant Professor (NT)	Associate Professor (T)
Sandra Mercuri	Assistant Professor (NT)	Associate Professor (T)

<u>College, Department, and Name</u>	<u>From</u>	<u>To</u>
College of Liberal Arts		
Behavioral Sciences Mark Horowitz	Assistant Professor (NT)	Associate Professor (T)
Modern Languages Suzanne Lalonde	Assistant Professor (NT)	Associate Professor (T)
History Philip Samponaro	Assistant Professor (NT)	Associate Professor (T)
Music Kenneth Saxon	Assistant Professor (NT)	Associate Professor (T)
Criminal Justice Steve Wilson	Assistant Professor (NT)	Associate Professor (T)
College of Science, Mathematics and Technology		
Chemistry and Environmental Sciences Carlos Cintra-Buenrostro	Assistant Professor (NT)	Associate Professor (T)
Computer and Information Sciences Hansheng Lei	Assistant Professor (NT)	Associate Professor (T)
School of Business		
Management, Marketing, International Business and Entrepreneurship Russell Adams	Assistant Professor (NT)	Associate Professor (T)
Finance and Economics Mostafa Malki	Assistant Professor (NT)	Associate Professor (T)

44. Contract (funds going out) - U. T. Dallas: Interlocal agreement with the City of Plano, Texas, for road and drainage improvements and related easements

Description: Interlocal Agreement whereby the City of Plano will design, construct, and maintain an approximately 1700-foot extension of Mapleshade Lane, a four-lane divided arterial, a deceleration lane where Mapleshade Lane intersects with the President George Bush Turnpike, and underground drainage improvements through a parcel of approximately 70 acres of U. T. Dallas' off-campus trust land, in exchange for \$150,000 and roadway right-of-way and drainage easements

Agency: City of Plano, Collin County, Texas, a home-rule municipal corporation

Total Area: Approximately 3.6169 acres for the roadway right-of-way easement and approximately one to two acres for the drainage easement

Consideration: The City of Plano will construct the public roadway improvements and drainage improvements at its expense, estimated at \$1.5 million. In exchange, the institution will contribute \$150,000 and will provide the City of Plano right-of-way and drainage easements. The adjoining U. T. Dallas land will become more marketable and will require less on-site detention as a result of the improvements.

Source of Funds: Unrestricted local funds

45. New Award of Tenure and Emeritus Appointments - U. T. Dallas: Amendment to the 2012-13 budget

The following personnel actions involving new award of tenure appointments have been administratively approved by the Executive Vice Chancellor for Academic Affairs. The personnel actions have been included in the 2013 Annual Operating Budget and are consistent with the Regents' *Rules and Regulations*, Rule 31007.

<u>College, Department, and Name</u>	<u>From</u>	<u>To</u>
School of Arts and Humanities		
Arts and Technology Frank Dufour	Assistant Professor (NT)	Associate Professor (T)
History Natalie Ring	Assistant Professor (NT)	Associate Professor (T)
Literary Studies Susan Briante	Assistant Professor (NT)	Associate Professor (T)
School of Behavioral and Brain Sciences		
Neuroscience Daniel Krawczyk	Assistant Professor (NT)	Associate Professor (T)
Mandy Maguire	Assistant Professor (NT)	Associate Professor (T)
Psychology Shayla Holub	Assistant Professor (NT)	Associate Professor (T)
Erik Jonsson School of Engineering and Computer Science		
Computer Science Ovidiu Daescu	Associate Professor (T)	Professor (T)
Xiaohu Guo	Assistant Professor (NT)	Associate Professor (T)
Kevin Hamlen	Assistant Professor (NT)	Associate Professor (T)
Latifur Khan	Associate Professor (T)	Professor (T)
Ravi Prakash	Associate Professor (T)	Professor (T)
Computer Science Subbarayan Venkatesan	Associate Professor (T)	Professor (T)
W. Eric Wong	Associate Professor (T)	Professor (T)

<u>College, Department, and Name</u>	<u>From</u>	<u>To</u>
Electrical Engineering Jin Liu Won Namgoong	Associate Professor (T) Associate Professor (T)	Professor (T) Professor (T)
Materials Science Kyeongjae Cho Amy Walker	Associate Professor (T) Associate Professor (NT)	Professor (T) Associate Professor (T)
School of Economic, Political, and Policy Sciences		
Criminology Robert Morris	Assistant Professor (NT)	Associate Professor (T)
Naveen Jindal School of Management		
Finance Nina Baranchuk Umit Gurun	Assistant Professor (NT) Assistant Professor (NT)	Associate Professor (T) Associate Professor (T)
Operations Management Ozalp Ozer	Associate Professor (T)	Professor (T)
School of Natural Sciences and Mathematics		
Mathematical Sciences Zalman Balanov Yan Cao	Associate Professor (NT) Assistant Professor (NT)	Associate Professor (T) Associate Professor (T)

46. Contract (funds going out) - U. T. El Paso: The Laster Group to produce a marketing plan for a Smoke Free Paso del Norte region

Agency: The Laster Group
 Funds: \$1,541,775 estimated for the initial term and renewal periods
 Source of Funds: El Paso del Norte Health Foundation grant to U. T. El Paso in the amount of \$2,341,319 of which \$1,644,000 is designated for media with the remaining funds to be used for personnel and operating expenses
 Period: August 1, 2012 through July 31, 2013 with an option to renew for two additional one-year periods
 Description: The Laster Group to develop a marketing plan for a Smoke Free Paso del Norte region to educate people about the effects of smoking, prevent people from starting to smoke,

and promote the cessation of smoking in adolescents and adults in the Paso del Norte region and benefit U. T. El Paso, part of the region, by educating students, faculty, and staff regarding the effects of smoking.

47. Request for Budget Change - U. T. El Paso: Transfer of \$1,684,247 from Auxiliary Funds - Office of Special Events Income fund to Auxiliary Funds - Office of Special Events Expenses fund to adjust the budget to reflect additional income and expenses related to increased event activity (RBC No. 4641) -- amendment to the 2011-12 budget

48. Tenure Appointments - U. T. El Paso: Amendment to the 2011-12 budget

The following Requests for Budget Changes have been administratively approved by the Executive Vice Chancellor for Academic Affairs and are recommended for approval by the U. T. System Board of Regents:

Description	Effective Date	% Time	Full-time Salary		RBC #
			No. Mos.	Rate \$	
COLLEGE OF BUSINESS ADMINISTRATION					
Accounting					
Professor					
Waymond Rodgers (T)	8/1-8/31	60	09	191,667	4644
COLLEGE OF EDUCATION					
Educational Psychology and Special Services					
Professor and Chair					
Rick A. Myer (T)	7/1-8/31	100	09	102,000	4645
	7/1-8/31	SUPL	12	2,667	
COLLEGE OF ENGINEERING					
Mechanical Engineering					
Professor					
Roger V. Gonzalez (T)	7/1-8/31	100	09	140,000	4646
Electrical and Computer Engineering					
Professor and Chair					
Miguel Velez-Reyes (T)	8/1-8/31	100	09	140,000	4647
	8/1-8/31	SUPL	12	2,667	
COLLEGE OF HEALTH SCIENCES					
Kinesiology					
Associate Professor and Chair					
David Wittenberg (T)	8/1-8/31	100	09	73,000	4648
	8/1-8/31	SUPL	12	8,000	
Full-time					

<u>Description</u>	<u>Effective Date</u>	<u>% Time</u>	<u>Salary</u>		<u>RBC #</u>
			<u>No. Mos.</u>	<u>Rate \$</u>	
OFFICE OF THE PROVOST AND COLLEGE OF LIBERAL ARTS Humanities Senior Vice Provost and Professor Cheryl B. Torsney (T)	7/16-8/31 7/16-8/31	100 0	12 09	185,000 100,000	4643

49. New Award of Tenure Appointments - U. T. El Paso: Amendment to the 2012-13 budget

The following personnel actions involving new award of tenure appointments have been administratively approved by the Executive Vice Chancellor for Academic Affairs. The personnel actions have been included in the 2013 Annual Operating Budget and are consistent with the Regents' *Rules and Regulations*, Rule 31007.

<u>College, Department, and Name</u>	<u>From</u>	<u>To</u>
College of Business Administration		
Accounting Richard N. Francis	Assistant Professor (NT)	Associate Professor (T)
College of Education		
Educational Leadership and Foundations Don P. Schulte	Assistant Professor (NT)	Associate Professor (T)
Educational Psychology and Special Services Sarah Peterson	New Hire	Associate Professor (T)
Robert P. Trussell	Assistant Professor (NT)	Associate Professor (T)
Teacher Education Charlotte C. Ullman	Assistant Professor (NT)	Associate Professor (T)
College of Engineering		
Computer Science Martine C. Ceberio	Assistant Professor (NT)	Associate Professor (T)
College of Health Sciences		
Speech Language Pathology Bess S. Fjordbak	Assistant Professor (NT)	Associate Professor (T)
College of Liberal Arts		
English Joseph M. Ortiz	New Hire	Associate Professor (T)

<u>College, Department, and Name</u>	<u>From</u>	<u>To</u>
Languages and Linguistics Pedro C. Perez del Solar	Assistant Professor (NT)	Associate Professor (T)
Sociology and Anthropology Maria C. Morales Guillermina Nunez-Mchiri	Assistant Professor (NT) Assistant Professor (NT)	Associate Professor (T) Associate Professor (T)
Theatre Arts Alex R. Fleming	Assistant Professor (NT)	Associate Professor (T)
College of Science		
Biological Sciences Marc B. Cox Manuel F. Llano	Assistant Professor (NT) Assistant Professor (NT)	Associate Professor (T) Associate Professor (T)
Chemistry Ricardo A. Bernal	Assistant Professor (NT)	Associate Professor (T)
Geological Sciences Bridget R. Konter	Assistant Professor (NT)	Associate Professor (T)
Mathematical Sciences Kien H. Lim	Assistant Professor (NT)	Associate Professor (T)
Physics Tunna Baruah	Assistant Professor (NT)	Associate Professor (T)

50. Emeritus Appointment - U. T. Pan American: Appointment of Francis J. Brewerton, Ph.D., from Professor in Business Administration, Department of Management to Professor Emeritus effective 9/1/2012 (RBC No. 4609) -- amendment to the 2011-12 budget

51. Request for Budget Change - U. T. Pan American: Amendment to 2011-12 budget

The following Request for Budget Change has been administratively approved by the Executive Vice Chancellor for Academic Affairs and is recommended for approval by the U. T. System Board of Regents:

<u>Description</u>	<u>AMOUNT</u>	<u>RBC #</u>
PLEGGED AUXILLARY FUNDS		
Amount of Transfer:	\$2,850,758	4610

From: Pledged Auxiliary Funds

To: Food Services Expansion Phase I #70FMGT002
Unexpended Plant Funds

Transfer from Pledged Auxiliary Fund to Unexpended Plant Funds to fund the following Projects: Food Court remodel, game room Conversion to retail, Student Union floor infill and Architecture and Engineering Fees.

52. New Award of Tenure - U. T. Pan American: Amendment to the 2012-2013 budget

The following personnel actions involving new award of tenure appointments have been administratively approved by the Executive Vice Chancellor for Academic Affairs. The personnel actions have been included in the 2013 Annual Operating Budget and are consistent with the Regents' *Rules and Regulations*, Rule 31007.

<u>College, Department, and Name</u>	<u>From</u>	<u>To</u>
College of Arts and Humanities		
Art		
Robert P. Gilbert	Assistant Professor (NT)	Associate Professor (T)
Communication		
Aje-Ori A. Agbese	Assistant Professor (NT)	Associate Professor (T)
English		
Jean Braithwaite	Assistant Professor (NT)	Associate Professor (T)
Deborah L. Cole	Assistant Professor (NT)	Associate Professor (T)
Minhee Eom	Assistant Professor (NT)	Associate Professor (T)
Rebecca N. Mitchell	Assistant Professor (NT)	Associate Professor (T)
Laura E. Perez	Assistant Professor (NT)	Associate Professor (T)
Shawn C. Thomson	Assistant Professor (NT)	Associate Professor (T)

<u>College, Department, and Name</u>	<u>From</u>	<u>To</u>
History and Philosophy		
Amy M. Hay	Assistant Professor (NT)	Associate Professor (T)
Sonia Hernandez	Assistant Professor (NT)	Associate Professor (T)
Cory M. Wimberly	Assistant Professor (NT)	Associate Professor (T)
Modern Languages and Literature		
Luz M. Martin	Assistant Professor (NT)	Associate Professor (T)
Music and Dance		
Cynthia L. Cripps	Assistant Professor (NT)	Associate Professor (T)
College of Health Sciences and Human Services		
Communication Sciences and Disorders		
Kara J. Ayala	Assistant Professor (NT)	Associate Professor (T)
College of Education		
Educational Psychology		
Veronica Castro	Assistant Professor (NT)	Associate Professor (T)
John Lowdermilk	Assistant Professor (NT)	Associate Professor (T)
Curriculum and Instruction		
Leticia De Leon	Assistant Professor (NT)	Associate Professor (T)
Jennifer J. Esquierdo	Assistant Professor (NT)	Associate Professor (T)
Criselda Garcia	Assistant Professor (NT)	Associate Professor (T)
College of Engineering and Computer Science		
Electrical Engineering		
Hasina F. Hug	Assistant Professor (NT)	Associate Professor (T)
Jun Peng	Assistant Professor (NT)	Associate Professor (T)
College of Business Administration		
Economics		
Damian S. Damianov	Assistant Professor (NT)	Associate Professor (T)
Computer Information Systems		
Punit Ahluwalia	Assistant Professor (NT)	Associate Professor (T)
Jerald K. Hughes	Assistant Professor (NT)	Associate Professor (T)

<u>College, Department, and Name</u>	<u>From</u>	<u>To</u>
--------------------------------------	-------------	-----------

College of Science and Mathematics

Biology

John A. McDonald	Assistant Professor (NT)	Associate Professor (T)
Terry D. Matthews	Assistant Professor (NT)	Associate Professor (T)

Chemistry

Joanna Rampersad-Ammons	Assistant Professor (NT)	Associate Professor (T)
-------------------------	--------------------------	-------------------------

Mathematics

Virgil U. Pierce	Assistant Professor (NT)	Associate Professor (T)
Xiaohui Wang	Assistant Professor (NT)	Associate Professor (T)
George P. Yanev	Assistant Professor (NT)	Associate Professor (T)

Physics and Geology

Mircea Chipara	Assistant Professor (NT)	Associate Professor (T)
Edgar G. Corpuz	Assistant Professor (NT)	Associate Professor (T)

College of Social and Behavioral Sciences

Criminal Justice

Thomas G. White	Assistant Professor (NT)	Associate Professor (T)
-----------------	--------------------------	-------------------------

Psychology and Anthropology

Darrin L. Rogers	Assistant Professor (NT)	Associate Professor (T)
Amy A. Weimer	Assistant Professor (NT)	Associate Professor (T)

53. New Award of Tenure Appointments - U. T. Permian Basin: Amendment to the 2012-2013 budget

The following personnel actions involving new award of tenure appointments have been administratively approved by the Executive Vice Chancellor for Academic Affairs. The personnel actions have been included in the 2013 Annual Operating Budget and are consistent with the Regents' *Rules and Regulations*, Rule 31007.

<u>College, Department, and Name</u>	<u>From</u>	<u>To</u>
--------------------------------------	-------------	-----------

School of Business

Management

Joseph Stauffer	Assistant Professor (NT)	Associate Professor (T)
-----------------	--------------------------	-------------------------

Marketing

Anshu Saran	Assistant Professor (NT)	Associate Professor (T)
-------------	--------------------------	-------------------------

Mechanical Engineering

Forrest Flocker	Associate Professor (NT)	Associate Professor (T)
-----------------	--------------------------	-------------------------

<u>College, Department, and Name</u>	<u>From</u>	<u>To</u>
College of Arts and Sciences		
Art		
Nancy Hart	Associate Professor (NT)	Associate Professor (T)
Communications		
William Harlow	Assistant Professor (NT)	Associate Professor (T)
History		
Chad Vanderford	Assistant Professor (NT)	Associate Professor (T)

54. Contract (funds coming in) - U. T. San Antonio: Aramark Educational Services of Texas, LLC, amendment to extend the term of the agreement

Agency: Aramark Educational Services of Texas, LLC

Funds: Additional \$8,794,253 related only to this amendment, over a period of seven years. This amount includes additional contractor capital investments and annual noncapital funding, retail dining royalties, anticipated meal plan overrides, and in-kind services. The value of the agreement previously approved by the Board of Regents was \$26,183,408. The total revised value of the agreement with this amendment: \$34,977,661.

Period: The original agreement was effective May 12, 2008, with renewal options through July 31, 2018. This amendment will extend the renewal term through July 31, 2020.

Description: The amendment extends the term of the Agreement for two years beyond the end of the renewal term contemplated by the original Agreement. The extended term is given in exchange for additional capital investments and annual funding to be provided by Aramark that was not originally included in the Agreement.

In accordance with *Texas Education Code* Section 51.945, the students were provided with an opportunity to comment prior to determination that this food service provider should be selected by the institution.

55. Contract (funds going out) - U. T. San Antonio: IMG College, LLC to provide athletic ticket marketing and sales services for intercollegiate athletic events

Agency: IMG College, LLC
 Source of Funds: Auxiliary Funds
 Funds: Estimated \$2,500,000 for the term, including all renewal terms. Fees paid to IMG College, LLC are a percentage of ticket sales secured by IMG
 Period: January 1, 2012 through June 30, 2015, with one renewal period not to exceed four months
 Description: IMG College, LLC to provide athletic ticket marketing and sales services for intercollegiate athletic events

56. License Agreement - U. T. San Antonio: Authorization to extend and modify the license agreement with the City of San Antonio, Texas, for use of the Alamodome during certain intercollegiate football events

Description: Revised and Restated Alamodome License Agreement for U. T. San Antonio intercollegiate football games, practices, walk-throughs, and other related intercollegiate football events. The Revised and Restated License Agreement replaces and supersedes the original Alamodome License Agreement (Original Contract), which was approved by the Board of Regents in February 2011. The term of the Original Contract expires December 15, 2015, and provides U. T. San Antonio with two additional one-year renewal periods. The Revised and Restated Agreement permits U. T. San Antonio to use the Alamodome through 2035. Authorization is requested for U. T. San Antonio's Vice President for Business Affairs to execute the agreement on completion of negotiations and approval by the Real Estate Office.

Licensor: City of San Antonio

Term: Commencing on the effective date of the Revised and Restated License Agreement and continuing through December 15, 2035, with rights for U. T. San Antonio to terminate on certain events, such as dissolution of U. T. San Antonio's football program, the acquisition of the University's own football stadium, or events related to material changes to the Alamodome that cause the Alamodome to no longer be suitable for U. T. San Antonio's purposes.

License Costs: Approximately \$9,375,000 in expense reimbursement to Licensor for the initial term and four option periods. The estimated expense reimbursement is based on \$60,000 in reimbursements per game for each game with an estimated attendance of 35,000; there are

typically six games per year. The reimbursements are for the actual costs (without mark-up) of services provided by Licensor for each game and will vary depending on actual attendance; the rates for services are subject to annual adjustment by Licensor.

Source of Funds: Auxiliary Funds

57. Tenure Appointments - U. T. San Antonio: Amendments to the 2011-12 budget

The following personnel actions involving new award of tenure appointments have been administratively approved by the Executive Vice Chancellor for Academic Affairs. The personnel actions have been included in the 2012 Annual Operating Budget and are consistent with the Regents' *Rules and Regulations*, Rule 31007.

<u>Description</u>	<u>Effective Date</u>	<u>% Time</u>	<u>Full-time Salary</u>		<u>RBC #</u>
			<u>No. Mos.</u>	<u>Rate \$</u>	
COLLEGE OF BUSINESS					
Department of Accounting					
Professor					
K. K. Raman (T)	8/20-5/31	100	09	220,000	4665
Department of Real Estate Finance and Development Program					
Professor (T)					
Brian Ciochetti (T)	8/1-5/31	100	09	230,000	4666
COLLEGE OF ENGINEERING					
Department of Electrical and Computer Engineering					
Professor					
Daniel Pack (T)	8/1-5/31	100	09	135,000	4668
COLLEGE OF PUBLIC POLICY					
Department of Public Administration					
Associate Professor					
Jennifer Alexander (T)	8/20-5/31	100	09	110,000	4657

Description	Effective Date	% Time	Full-time Salary		RBC #
			No. Mos.	Rate \$	
Department of Social Work Professor Martell Teasley (T)	7/15-5/31	100	09	100,000	4656
COLLEGE OF SCIENCES					
Department of Geological Sciences Associate Professor Yongli Gao (T)	8/20-5/31	100	09	82,100	4669

58. Request for Budget Change - U. T. San Antonio: Transfer \$588,729 from Parking Services to Wayfinding, June 2010 account for construction and installation of signage (RBC No. 4523) -- amendment to 2011-12 budget

Description	\$ Amount	RBC #
PARKING SERVICES Parking Services Amount of Transfer:	588,729	4523

From: Parking Services

To: Wayfinding, June 2010
Funding contributed towards the total cost of the tri-campus (Main, Downtown, and HemisFair Park) Wayfinding project. Parking Services to contribute this portion to help cover construction and installation of new signage related to campus parking on both the Main and Downtown campuses to provide greater ease of navigation throughout the campuses.

59. New Award of Tenure and Emeritus Appointments - U. T. San Antonio: Amendment to the 2012-13 budget

The following personnel actions involving new award of tenure and emeritus appointments have been administratively approved by the Executive Vice Chancellor for Academic Affairs. The personnel actions have been included in the 2013 Annual Operating Budget and are consistent with the Regents' *Rules and Regulations*, Rule 31007.

College, Department, and Name	From	To
College of Architecture Architecture Yilmaz Hatipkarasulu	Assistant Professor (NT)	Associate Professor (T)
Hazem Rashed-Ali	Assistant Professor (NT)	Associate Professor (T)

<u>College, Department, and Name</u>	<u>From</u>	<u>To</u>
College of Business		
Marketing		
Joel Saegert	Professor (T)	Professor Emeritus (NT)
College of Education and Human Development		
Bicultural-Bilingual Studies		
Ellen Riojas Clark	Professor (T)	Professor Emeritus (NT)
Robert Milk	Professor (T)	Professor Emeritus (NT)
Carmen Roman-Shriver	New hire	Associate Professor (T)
Counseling		
Michael Moyer	Assistant Professor (NT)	Associate Professor (T)
Educational Leadership and Policy Studies		
Alex Bowers	Assistant Professor (NT)	Associate Professor (T)
Gloria Crisp	Assistant Professor (NT)	Associate Professor (T)
Anne Marie Nunez	Assistant Professor (NT)	Associate Professor (T)
Educational Psychology		
Suzanne Winter	Associate Professor (T)	Associate Professor Emeritus (NT)
College of Liberal and Fine Arts		
English		
Mark Allen	Professor (T)	Professor Emeritus (NT)
Norma Cantu	Professor (T)	Professor Emeritus (NT)
History		
Felix Almaraz, Jr.	Professor (T)	Professor Emeritus (NT)
Bruce Daniels	Professor (T)	Professor Emeritus (NT)
Gabriela Gonzalez	Assistant Professor (NT)	Associate Professor (T)
David Johnson	Professor (T)	Professor Emeritus (NT)
Sociology		
Derral Cheatwood	Professor (T)	Professor Emeritus (NT)
College of Public Policy		
Demography		
Johnelle Sparks	Assistant Professor (NT)	Associate Professor (T)
Criminal Justice		
Holly Miller	Assistant Professor (NT)	Associate Professor (T)

<u>College, Department, and Name</u>	<u>From</u>	<u>To</u>
College of Sciences		
Biology		
Jurgen Engelberth	Assistant Professor (NT)	Associate Professor (T)
Gary Gaufo	Assistant Professor (NT)	Associate Professor (T)
Paul Rodriguez	Professor (T)	Professor Emeritus (NT)
Oscar Van Auken	Professor (T)	Professor Emeritus (NT)
Computer Science		
Jianwei Niu	Assistant Professor (NT)	Associate Professor (T)
Jeffery von Ronne	Assistant Professor (NT)	Associate Professor (T)
Clint Whaley	Assistant Professor (NT)	Associate Professor (T)
Qing Yi	Assistant Professor (NT)	Associate Professor (T)
Geological Sciences		
Weldon Hammond	Associate Professor (T)	Associate Professor Emeritus (NT)
Eric Swanson	Professor (T)	Professor Emeritus (NT)
Mathematics		
Betty Travis	Professor (T)	Professor Emeritus (NT)

60. New Award of Tenure Appointment - U. T. Tyler: Amendment to the 2011-12 budget

The following personnel action involving new award of tenure has been administratively approved by the Executive Vice Chancellor for Academic Affairs. The personnel action has been included in the 2012 Annual Operating Budget and is consistent with the Regents' *Rules and Regulations*, Rule 31007.

<u>Description</u>	<u>Effective Date</u>	<u>% Time</u>	<u>Full-time Salary</u>		<u>RBC #</u>
			<u>No. Mos.</u>	<u>Rate \$</u>	
OFFICE OF THE PROVOST AND ACADEMIC AFFAIRS					
Professor of Communication (T)		0		0	
Provost and Vice President for Academic Affairs					
Alisa White	7/1-8/31	100	12	210,000	4615

61. Request for Budget Change - U. T. Tyler: Transfer of \$247,980 of unexpended portion of LERR to energy management (RBC No. 4614) -- amendment to the 2011-12 budget

<u>Description</u>	<u>\$ Amount</u>	<u>RBC #</u>
LIBRARY, EQUIPMENT, REPAIR AND REHABILITATION ALLOCATION (LERR)		
Amount of Transfer:	247,980	4614

From: Erosion Repairs - Dam

To: Upgrade Siemens Energy Management System

U. T. Tyler proposes to use LERR funds remaining from approved erosion control and dam repair project for two on-campus lakes to fund replacement of outdated building automation HVAC control panels and equipment for which replacement parts are no longer available.

62. New Award of Tenure and Emeritus Appointments - U. T. Tyler: Amendment to the 2012-13 budget

The following personnel actions involving new award of tenure and emeritus appointments have been administratively approved by the Executive Vice Chancellor for Academic Affairs. The personnel actions have been included in the 2013 Annual Operating Budget and are consistent with the Regents' *Rules and Regulations*, Rule 31007.

<u>College, Department, and Name</u>	<u>From</u>	<u>To</u>
College of Arts and Sciences		
Communication		
Marsha Matthews	Assistant Professor (NT)	Associate Professor (T)
College of Education and Psychology		
Educational Leadership and Policy Studies		
Vance Vaughn	Assistant Professor (NT)	Associate Professor (T)
School of Education and Director		
Colleen Swain	New Hire	Professor (T)
College of Nursing and Health Sciences		
Nursing		
Amy Toone	New Hire	Professor (T)

HEALTH INSTITUTIONS

63. Contract (funds coming in) - U. T. Southwestern Medical Center: Children's Medical Center of Dallas to provide resident and fellows services

Agency: Children's Medical Center
Funds: \$14,211,960
Period: July 1, 2011 through June 30, 2012
Description: Children's Medical Center of Dallas will reimburse U. T. Southwestern Medical Center for salary/stipend, fringe benefits, malpractice costs, and accreditation fees for all rotating residents and fellows.

64. Contract (funds coming in) - U. T. Southwestern Medical Center: To provide professional and technical services to support the operations of U. T. Southwestern Moncrief Cancer Institute

Agency: UT Southwestern Moncrief Cancer Center. (Note: The Center is known as the U. T. Southwestern Moncrief Cancer Institute.)
Funds: \$4,629,916
Period: September 1, 2012 through August 31, 2013
Description: U. T. Southwestern Medical Center to provide continuing education, information resources, marketing, staff and physician services, and research services to Moncrief Cancer Center. UT Southwestern Moncrief Cancer Center is a separate entity and its financials are consolidated with the financials of U. T. Southwestern Medical Center, and the President of U. T. Southwestern Medical Center is the sole member of UT Southwestern Moncrief Cancer Center.

65. Contract (funds coming in) - U. T. Southwestern Medical Center: University to provide cardiothoracic and perfusionist services to VA North Texas Healthcare System

Agency: VA North Texas Healthcare System
Funds: \$1,399,838
Period: April 1, 2012 through September 30, 2012
Description: Provide cardiothoracic and perfusionist services.
This contract was not completed until after the May Consent Agenda deadline.

66. Lease - U. T. Southwestern Medical Center: Authorization to lease space from 3000 Waterview Parkway - Richardson LLC, for a multiuse clinic

Description: Lease of approximately 41,600 square feet at 3030 Waterview Parkway, Richardson, Texas, to be used as a multiuse clinic. The space is currently in shell condition and will require tenant improvements to modify the space for use as a clinic.

Lessor: 3000 Waterview Parkway - Richardson LLC, a Delaware limited liability company

Term: The term commences on the date that U. T. Southwestern Medical Center occupies any portion of the premises and begins conducting business, currently estimated to be December 1, 2012, and continues for 91 months, plus one five-year renewal option.

Lease Costs: Approximately \$5,580,029.26 in base rent and estimated operating expenses over the initial 91-month term. Base rent is abated for the first seven months of the term and thereafter starts at \$17.25 per square foot and increases \$0.50 per square foot each year. Initial operating expenses are estimated to be \$11.00 per square foot. Rent for the renewal option period will be at fair market value. Total renovation cost is approximately \$4.6 million, of which the Lessor is providing a tenant allowance of \$30.00 per square foot and U. T. Southwestern Medical Center will contribute the remainder, approximately an additional \$80.00 per square foot.

Source of Funds: Patient Revenue

67. Lease - U. T. Southwestern Medical Center: Authorization to lease space from CFO DT, LLC, for a multiuse clinic

Description: Lease of approximately 13,053 square feet at 8611 Hillcrest Avenue, Dallas, Texas, to be used as a multiuse clinic. The space is currently in shell condition and will require tenant improvements to modify the space for use as a clinic.

Lessor: CFO DT, LLC, a Delaware limited liability company

Term: The term commences on January 1, 2013, and continues for five years, plus two five-year renewal options.

Lease Costs: Approximately \$1,741,276.65 in base rent and estimated operating expenses over the initial five-year term. Base rent starts at \$25 per square foot; base rent increases \$0.50 per square foot each year. Rent for the renewal option periods will be at fair market value. Total renovation costs are

approximately \$1.4 million, of which the Lessor is providing a tenant allowance of \$30.00 per square foot, and U. T. Southwestern Medical Center will contribute the remainder, approximately an additional \$80.00 per square foot.

Source of Funds: Patient Revenue

68. Contract (funds going out) - U. T. Southwestern Medical Center: To provide professional and technical services to support the operations of UT Southwestern Health Systems

Agency: UT Southwestern Health Systems
Funds: \$2,300,000
Period: September 1, 2012 through August 31, 2013
Description: UT Southwestern Health Systems to provide facility usage, management advisory services, and physician services. U. T. Southwestern Medical Center to provide financial and administrative services to support the operations of UT Southwestern Health Systems.

UT Southwestern Health Systems is a separate entity, its financials are consolidated with the financials of U. T. Southwestern Medical Center, and the President of U. T. Southwestern Medical Center is the sole member of UT Southwestern Health Systems.

69. Request for Budget Change - U. T. Southwestern Medical Center: Appointment of Professor John M. Dietschy, Southwestern Medical School, Internal Medicine as Professor Emeritus (RBC No. 4536) -- Amendment to the 2011-12 budget

70. New Award of Tenure Appointments - U. T. Southwestern Medical Center: Amendment to the 2012-13 budget

The following personnel actions involving new award of tenure appointments have been administratively approved by the Executive Vice Chancellor for Health Affairs. The personnel actions have been included in the 2013 Annual Operating Budget and are consistent with the Regents' *Rules and Regulations*, Rule 31007.

<u>College, Department, and Name</u>	<u>From</u>	<u>To</u>
College of Cell Biology		
Cell Biology		
Lawrence Lum	Assistant Professor (NT)	Associate Professor (T)
College of Internal Medicine		
Internal Medicine		
Jeffrey Browning	Assistant Professor (NT)	Associate Professor (T)
Carol Elias	Assistant Professor (NT)	Associate Professor (T)
Beverly Rothermel	Assistant Professor (NT)	Associate Professor (T)
Jay Schneider	Assistant Professor (NT)	Associate Professor (T)
College of Microbiology		
Microbiology		
Julie Pfeiffer	Assistant Professor (NT)	Associate Professor (T)
College of Molecular Biology		
Molecular Biology		
Ondine Cleaver	Assistant Professor (NT)	Associate Professor (T)
Jenny Hsieh	Assistant Professor (NT)	Associate Professor (T)
College of Molecular Genetics		
Molecular Genetics		
Jin Ye	Assistant Professor (NT)	Associate Professor (T)
College of Neuroscience		
Neuroscience		
Jonathan Terman	Assistant Professor (NT)	Associate Professor (T)
College of Obstetrics and Gynecology		
Obstetrics and Gynecology		
David Miller	Professor (NT)	Professor (T)
College of Pharmacology		
Pharmacology		
Gurol Suel	Assistant Professor (NT)	Associate Professor (T)
College of Physiology		
Physiology		
P. Robin Hiesinger	Assistant Professor (NT)	Associate Professor (T)

<u>College, Department, and Name</u>	<u>From</u>	<u>To</u>
College of Psychiatry		
Psychiatry		
Christopher Cowan	Assistant Professor (NT)	Associate Professor (T)
College of Radiation Oncology		
Radiation Oncology		
Sandeep Burma	Assistant Professor (NT)	Associate Professor (T)
Ping-chi Chen	Assistant Professor (NT)	Associate Professor (T)
College of Radiology		
Radiology		
Xiankai Sun	Assistant Professor (NT)	Associate Professor (T)

71. Tenure Appointment - U. T. Southwestern Medical Center: Amendment to the 2011-12 budget

<u>Description</u>	<u>Effective Date</u>	<u>% Time</u>	<u>Full-time Salary</u>		<u>RBC #</u>
			<u>No. Mos.</u>	<u>Rate \$</u>	
SOUTHWESTERN MEDICAL SCHOOL					
Internal Medicine					
Associate Professor					
Perry Bickel (T)	5/1-8/31	100	12	275,000	4616

72. Contract (funds coming in) - U. T. Medical Branch - Galveston: Texas Department of State Health Services Breast and Cervical Cancer Screening Program to be administered by the University

Agency: Texas Department of State Health Services
 Funds: \$1,263,596
 Period: July 1, 2011 through June 30, 2012
 Description: Amendment effective April 20, 2012 adding \$543,691 to original agreement, originally funded at \$719,905, for University to provide comprehensive breast and cervical cancer screening to eligible individuals.

73. Contract (funds coming in) - U. T. Medical Branch - Galveston: Texas Department of State Health Services Breast and Cervical Cancer Screening Program to be administered by the University

Agency: Texas Department of State Health Services
 Funds: \$1,274,975
 Period: July 1, 2012 through June 30, 2013
 Description: University will continue to provide comprehensive breast and cervical cancer screening to eligible individuals.

74. New Award of Tenure and Emeritus Appointments - U. T. Medical Branch - Galveston

The following personnel actions involving new award of tenure and emeritus appointments have been administratively approved by the Executive Vice Chancellor for Health Affairs. The personnel actions have been included in the 2013 Annual Operating Budget and are consistent with the Regents' *Rules and Regulations*, Rule 31007.

College, Department, and Name From To

School of Medicine

Anesthesiology		
Perenlei Enkhbaatar	Assistant Professor (NT)	Professor (T)
Biochemistry and Molecular Biology		
Junji Iwahara	Assistant Professor (NT)	Associate Professor (T)
Microbiology and Immunology		
Tian Wang	Associate Professor (NT)	Associate Professor (T)
Thomas Geisbert	Professor (NT)	Professor (T)
Neuroscience and Cell Biology		
Jose Barral	Assistant Professor (NT)	Associate Professor (T)
Obstetrics and Gynecology		
Tony Wen	Assistant Professor (NT)	Associate Professor (T)
Luis Pacheco	Assistant Professor (NT)	Associate Professor (T)
Preventative Medicine and Community Health		
Jacques Baillargeon	Associate Professor (NT)	Associate Professor (T)
Laura Rudkin	Professor (NT)	Professor (T)

School of Nursing

School of Nursing Master's Program		
Patricia Crane	Assistant Professor (NT)	Associate Professor (T)
Mary O'Keefe	Associate Professor (NT)	Professor (T)

College, Department, and Name _____ From _____ To _____

School of Health Professions

Nutrition and Metabolism

Douglas Paddon-Jones Associate Professor (NT) Professor (NT)

75. Approval of Dual Positions of Honor, Trust, or Profit - U. T. Medical Branch - Galveston: Appointment by Governor Perry of Vice President and Dean Elizabeth Protas, Ed.D. to the State Employee Charitable Campaign Advisory Committee

The following item has been approved by the Executive Vice Chancellor for Health Affairs in accordance with the Regents' *Rules and Regulations*, Rule 30103 and is submitted for approval by the U. T. System Board of Regents. It has been determined that the holding of this office or position is of benefit to the State of Texas and The University of Texas, and there is no conflict between holding this position and the appointment Dr. Protas with U. T. Medical Branch - Galveston. By approval of this item, the Board is also asked to find that holding this position is of benefit to the State of Texas and The University of Texas, and there is no conflict between the position and the University.

Name: Elizabeth Protas, Ed.D.
 Title: George T. Bryan Distinguished Professor, Vice President and Dean, School of Health Professions
 Position: State Employee Charitable Campaign Advisory Committee
 Period: June 18, 2012 through January 1, 2014
 Compensation: Per diem expenses only
 Description: As member of the State Employee Charitable Campaign Advisory Committee, Dr. Protas will advise the comptroller and state policy committee in adopting rules and establishing procedures for the operation and management of the state employee charitable Campaign. Dr. Protas was appointed by Governor Rick Perry.

76. Contract (funds going out) - U. T. Health Science Center - Houston: Lakeshore Equipment Company, dba Lakeshore Learning Materials, to develop English and Spanish School Readiness Kits for the State of Texas

Agency: Lakeshore Equipment Company, dba Lakeshore Learning Materials
 Funds: \$1,399,636
 Period: September 1, 2012 through August 31, 2013
 Source of Funds: School Readiness Model Grant and Early Childhood School Readiness Grant
 Description: Develop English and Spanish School Readiness kits for the State of Texas. The kits will support teachers and mentors in preparing young children of Texas to be successful learners; build readiness skills in language, literacy, mathematics, social, emotional, and cognitive development; and track student level performance among early childhood and kindergarten institutions.

The U. T. Health Science Center - Houston Children's Learning Institute manages the Texas School Ready grant for the Texas Education Agency and works closely with the University and within the prescribed procurement processes to provide materials to grantee classrooms.

77. New Award of Tenure Appointments - U. T. Health Science Center - Houston: Amendment to the 2012-2013 budget

The following personnel actions involving new award of tenure appointments have been administratively approved by the Executive Vice Chancellor for Health Affairs. The personnel actions have been included in the 2013 Annual Operating Budget and are consistent with the Regents' *Rules and Regulations*, Rule 31007.

<u>College, Department, and Name</u>	<u>From</u>	<u>To</u>
Medical School		
Department of Internal Medicine Shervin Assassi	Assistant Professor (NT)	Associate Professor (T)
Department of Surgery John B. Holcomb	Professor (NT)	Professor (T)
Department of Pediatrics Charles E. Green	Assistant Professor (NT)	Associate Professor (T)
Institute of Molecular Medicine Rick A. Wetsel	Professor (NT)	Professor (T)
Peter A. Doris	Professor (NT)	Professor (T)
Department of Neurology Mya C. Schiess	Professor (NT)	Professor (T)
Kazim A. Sheikh	Professor (NT)	Professor (T)
Sean I. Savitz	Associate Professor (NT)	Professor (T)
Department of Cardiothoracic and Vascular Surgery Ali Azzadeh	Associate Professor (NT)	Associate Professor (T)
Department of Orthopedic Surgery Walter R. Lowe	Professor (NT)	Professor (T)

College, Department, and Name From To

School of Nursing

Department of Integrative

Nursing Care

Terri S. Armstrong Associate Professor (NT) Professor (T)

School of Public Health

Division of Management,
Policy and Community Health

Jami L. DelliFraine Assistant Professor (NT) Associate Professor (T)

Division of Biostatistics

Andrei S. Rodin Assistant Professor (NT) Associate Professor (T)

78. New Award of Tenure Appointments - U. T. Health Science Center - San Antonio: Amendment to the 2011-12 budget

The following personnel actions involving new award of tenure appointments have been administratively approved by the Executive Vice Chancellor for Health Affairs. The personnel actions have been included in the 2013 Annual Operating Budget and are consistent with the Regents' *Rules and Regulations*, Rule 31007.

<u>Description</u>	<u>Effective Date</u>	<u>% Time</u>	<u>Full-time Salary</u>		<u>RBC #</u>
			<u>No. Mos.</u>	<u>Rate \$</u>	
SCHOOL OF MEDICINE					
Orthopedics					
Professor and Chair					
Robert H. Quinn (T)	4/1-8/31	100	12	450,000	4553

79. New Award of Tenure and Emeritus Appointments - U. T. Health Science Center - San Antonio: Amendment to the 2012-13 budget

The following personnel actions involving new award of tenure and emeritus appointments have been administratively approved by the Executive Vice Chancellor for Health Affairs. The personnel actions have been included in the 2013 Annual Operating Budget and are consistent with the Regents' *Rules and Regulations*, Rule 31007.

<u>College, Department, and Name</u>	<u>From</u>	<u>To</u>
Graduate School of Biomedical Sciences		
Cellular and Structural Biology		
Luis Penalva	Assistant Professor (NT)	Associate Professor (T)
Olivia Pereira-Smith	Professor (T)	Emeritus Professor (NT)
Vick Williams	Professor (T)	Emeritus Professor (NT)
William Morgan	Professor (T)	Emeritus Professor (NT)
Microbiology and Immunology		
David Kadosh	Assistant Professor (NT)	Associate Professor (T)
Pharmacology		
Lance R. McMahon	Assistant Professor (NT)	Associate Professor (T)
Dental School		
Comprehensive Dentistry		
Marcel Noujeim	Assistant Professor (NT)	Associate Professor (T)
Ridley O. Ross	Assistant Professor (NT)	Associate Professor (T)
Stephan J. Haney	Assistant Professor (NT)	Associate Professor (T)
John P. Brown	Professor (T)	Emeritus Professor (NT)
Periodontics		
James T. Mellonig	Professor (T)	Emeritus Professor (NT)
School of Medicine		
Medicine		
Merry L. Lindsey	Associate Professor (T)	Professor (T)
Nicolas Musi	Associate Professor (NT)	Professor (T)
Marcos Restrepo	Assistant Professor (NT)	Associate Professor (T)
Daniel J. Riley	Associate Professor (T)	Professor (T)
Andrew K. Diehl	Professor (T)	Emeritus Professor (NT)
Otolaryngology		
Robert E. Novak	Visiting Professor	Professor (T)
Psychiatry		
Charles Mathias	Assistant Professor (NT)	Associate Professor (T)
Lawrence S. Schoenfeld	Professor (T)	Emeritus Professor (NT)

<u>College, Department, and Name</u>	<u>From</u>	<u>To</u>
Surgery Maureen K. Sheehan	Assistant Professor (NT)	Associate Professor (T)
Bruce D. Adams	New Hire	Professor (T)
Obstetrics and Gynecology Rochelle N. Shain	Professor (T)	Emeritus Professor (NT)
School of Nursing		
Family and Community Health Systems Sara L. Gill	Associate Professor (T)	Professor (T)
Health Restoration and Care Systems Management Brenda G. Jackson	Associate Professor (T)	Professor (T)
School of Health Professions		
Physical Therapy Maureen J. Simmonds	Visiting Professor	Professor (T)

80. Contract (funds going out) - U. T. M. D. Anderson Cancer Center: Epsilon Data Management, LLC to provide plan development, communication, and production services associated with the institution's annual fund direct mail campaign

Agency: Epsilon Data Management, LLC

Funds: The total cost of the services under this agreement will not exceed \$3,032,500.

Source of Funds: Hospital Patient Income

Period: The term of this agreement will be for a period of 12 months, commencing on September 1, 2012 and continuing through August 31, 2013.

Description: Vendor will provide plan development, communication, and production services associated with the institution's annual fund direct mail campaign. Services will include fundraising strategies, goals and objectives, production, and mail schedules.

81. Contract (funds going out) - U. T. M. D. Anderson Cancer Center: Moore Wallace North America, Inc. dba RR Donnelley - Wetmore Plant to provide printing services for the Children's Art Project

Agency: Moore Wallace North America, Inc. dba RR Donnelley - Wetmore Plant
Funds: The total cost of the services under this agreement will not exceed \$9,000,000.
Source of Funds: Hospital Patient Income
Period: The term of this agreement will be for a period of 36 months, commencing on September 1, 2012 and continuing through August 31, 2015, with the option to renew for up to two additional 12-month periods.
Description: Vendor will provide printing services for the Children's Art Project, including prepress, print production, packaging, and file archival of greeting cards and marketing materials.

82. Contract (funds going out) - U. T. M. D. Anderson Cancer Center: IBM Global Services to provide consulting and implementation services to support the Enterprise Resource Planning project (PeopleSoft)

Agency: IBM Global Services
Funds: This amendment increases the cap amount on this agreement from \$16,588,872 to an amount not to exceed \$32,400,000.
Source of Funds: Hospital Patient Income
Period: The term of this agreement remains the same under this amendment. The term is for a period of 36 months, commencing on April 16, 2010 and continuing through April 15, 2013, with the option to renew for up to two additional 12-month periods.
Description: The scope of services has changed. The Vendor will provide consulting and implementation services to support the Enterprise Resource Planning project that will consolidate human resources, financial, and supply chain management processes into a single suite of applications.

83. Contract (funds going out) - U. T. M. D. Anderson Cancer Center: PricewaterhouseCoopers, LLP to provide consulting services and act as an integration partner with PeopleSoft

Agency: Pricewaterhouse Coopers, LLP
Funds: This amendment increases the cap amount on this agreement from \$20,000,000 to an amount not to exceed \$35,000,000.
Source of Funds: Hospital Patient Income

Period: The term of this agreement remains the same under this amendment. The term is for a period of 36 months, commencing on August 12, 2010 and continuing through August 11, 2013, with the option to renew for up to two additional 12-month periods.

Description: The scope of services has changed. The vendor will provide consulting services and act as an integration partner to aid in the standardization of business processes using PeopleSoft. Vendor will continue to assist the Project Management Office to support the Enterprise Resource Planning project that will consolidate human resources, financial, and supply chain management processes into a single suite of computer applications.

84. New Award of Tenure Appointments - U. T. M. D. Anderson Cancer Center: Amendment to the 2012-13 budget

The following personnel actions involving new award of tenure have been administratively approved by the Executive Vice Chancellor for Health Affairs. The personnel actions have been included in the 2013 Annual Operating Budget and are consistent with the *Regents' Rules and Regulations*, Rule 31007.

<u>College, Department, and Name</u>	<u>From</u>	<u>To</u>
Biochemistry and Molecular Biology		
Michael Galko	Assistant Professor (NT)	Associate Professor (T)
Biostatistics		
Veerabhadran Baladandayuthapani	Assistant Professor (NT)	Associate Professor (T)
Endocrine Neoplasia and Hormonal Disorders		
Naifa Busaidy	Assistant Professor (NT)	Associate Professor (T)
Camilo Jimenez	Assistant Professor (NT)	Associate Professor (T)
Experimental Therapeutics		
Darnay Bryant	Assistant Professor (NT)	Associate Professor (T)
General Internal Medicine		
Jessica Hwang	Assistant Professor (NT)	Associate Professor (T)
Head and Neck Surgery		
Michael Kupferman	Assistant Professor (NT)	Associate Professor (T)

<u>College, Department, and Name</u>	<u>From</u>	<u>To</u>
Health Disparities Research		
Jennifer Irvine-Vidrine	Assistant Professor (NT)	Associate Professor (T)
Lorna McNeil	Assistant Professor (NT)	Associate Professor (T)
Hematopathology		
James Mingjan You	Assistant Professor (NT)	Associate Professor (T)
Immunology		
Tomasz Zal	Assistant Professor (NT)	Associate Professor (T)
Leukemia		
Gutam Borthakur	Assistant Professor (NT)	Associate Professor (T)
Neuro-Oncology		
Jeffrey Wefel	Assistant Professor (NT)	Associate Professor (T)
Neurosurgery		
Ganesh Rao	Assistant Professor (NT)	Associate Professor (T)
Pain Medicine		
Salahadin Abdi	New Hire	Professor (T)
Pathology		
Charles Guo	Assistant Professor (NT)	Associate Professor (T)
Doina Ivan	Assistant Professor (NT)	Associate Professor (T)
Michele Williams	Assistant Professor (NT)	Associate Professor (T)
Pediatrics		
Dean Lee	Assistant Professor (NT)	Associate Professor (T)
Pediatrics Research		
Vidya Gopalakrishnan	Assistant Professor (NT)	Associate Professor (T)
Radiation Oncology		
Zhongxing Liao	Professor (NT)	Professor (T)
Systems Biology		
Ju-Seog Lee	Assistant Professor (NT)	Associate Professor (T)
Gabor Balazsi	Assistant Professor (NT)	Associate Professor (T)
Urology		
John Ward	Assistant Professor (NT)	Associate Professor (T)

85. Request for Budget Change - U. T. M. D. Anderson Cancer Center: Amendment to the 2011-12 budget

The following Requests for Budget Change (RBC) have been administratively approved by the Executive Vice Chancellor for Health Affairs and are recommended for approval by the U. T. System Board of Regents:

<u>Description</u>	<u>Effective Date</u>	<u>% Time</u>	<u>Full-time Salary</u>		<u>RBC #</u>
			<u>No. Mos.</u>	<u>Rate \$</u>	
MEDICAL STAFF					
Diagnostic Radiology					
Chair and Professor					
Erik Paulson (T)	6/25-8/31	100	12	478,500	4554
RESEARCH STAFF					
Immunology					
Chair and Professor					
James Allison (T)	8/31-8/31	100	12	390,000	4555
MEDICAL STAFF					
Radiation Oncology					
Professor					
Bruce Minsky (T)	4/16-8/31	100	12	490,000	4556
RESEARCH STAFF					
Genomic Medicine					
Professor					
Andrew Futreal (T)	3/15-8/31	100	12	338,000	4557
RESEARCH STAFF					
Endocrine Neoplasia and Hormonal Disorders					
Professor					
Marie-Claude Hofmann (T)	3/16-8/31	100	12	162,500	4558
RESEARCH STAFF					
Stem Cell Transplantation and Cellular Therapy					
Professor					
Ian McNiece (T)	7/1-8/31	100	12	325,000	4559

Description	Effective Date	% Time	Full-time Salary		RBC #
			No. Mos.	Rate \$	
RESEARCH STAFF Epidemiology Professor Heping Zhang (T)	5/1-8/31	100	12	285,000	4560
RESEARCH STAFF Epidemiology Associate Professor Hua Zhao (T)	5/1-8/31	100	12	145,000	4561
RESEARCH STAFF Cancer Biology Chair and Professor Raghu Kallui (T)	6/13-8/31	100	12	396,000	4675
MEDICAL STAFF Clinical Cancer Prevention Professor Samir Hanash (T)	7/1-8/31	100	12	500,000	4678

86. Contract (funds coming in) - U. T. Health Science Center - Tyler: Morrison Management Specialists, Inc. to provide vending services

Agency: Morrison Management Specialists, Inc.
 Funds: \$30,000
 Period: September 1, 2012 through December 31, 2015, including up to two one-year renewals
 Description: First Amendment to Morrison Management Specialists, Inc. Contract to provide vending services in five locations throughout the Health Science Center.