

---

# DESIGNATED TUITION REPORT

January 2020



---

Prepared by  
The University of Texas System  
Office of Budget and Planning

Report to the Legislature  
Pursuant to Rider No. 46, Report Concerning Designated Tuition  
HB 1, 86<sup>TH</sup> Legislature, Regular Session, Page III-266

## TABLE OF CONTENTS

RIDER 46, SPECIAL PROVISIONS RELATING ONLY TO STATE AGENCIES OF HIGHER EDUCATION .....	1
SUMMARY OF DESIGNATED TUITION AT U. T. SYSTEM .....	2
COLLECTION AND USE OF DESIGNATED TUITION.....	2
DESIGNATED TUITION COLLECTED AND USED - BY INSTITUTION .....	4
APPENDIX - GLOSSARY OF TERMS .....	22

For questions concerning this report, contact:  
U. T. System Office of Budget and Planning  
512.499.4527

The text of Section 46 found in Article III, House Bill 1, 86<sup>th</sup> Legislature, Regular Session, is as follows:

**Sec. 46. Report Concerning Designated Tuition.**

(a) Not later than January 1, 2020, the governing board of each public institution of higher education that charges students designated tuition under §54.0513, *Education Code*, shall use the appropriations in the Act to report to the legislature, for the 2017-2018 and 2018-2019 academic years:

- (1) the amount the institution has collected in designated tuition;
- (2) the purposes for which the institution spent the money derived from designated tuition and the amount of that money spent for each of those purposes; and
- (3) the amount set aside from designated tuition for resident undergraduate and graduate student assistance under §§56.011 and 56.012, *Education Code* and how these amounts are allocated under the following categories.
  - (i) grants,
  - (ii) scholarships,
  - (iii) work-study programs,
  - (iv) student loans,
  - (v) and student loan repayment assistance.

(b) Reports required by this section shall be delivered to the Lieutenant Governor, the Speaker of the House, the chair of the Senate Finance Committee, the chair of the House Appropriations Committee, and the Legislative Budget Board.

## SUMMARY OF DESIGNATED TUITION AT U. T. SYSTEM

### BACKGROUND

Section 54.0513 of the *Texas Education Code*, as amended by the 78<sup>th</sup> Legislature in 2003, authorizes the governing board of an institution of higher education, under terms the governing board considers appropriate, to charge any student “an amount designated as tuition that the governing board considers necessary for the effective operation of the institution.” Historically, changes to this tuition, known as designated tuition, have been authorized by The University of Texas System Board of Regents (U. T. Regents) only after careful consultation with students, faculty, and other constituencies.

Prior to the changes authorized by the 78<sup>th</sup> Legislature, governing boards were given authority to set the designated tuition rate at an amount not to exceed the statutory tuition rate. Constrained by relatively flat state funding and facing significant enrollment growth, most U. T. academic institutions were at or near the limit of \$46 per semester credit hour (SCH) in FY 2003. With the changes by the 78<sup>th</sup> Legislature, institutions were allowed to exceed the statutory tuition rate.

To help ensure affordability for all Texans, the 78<sup>th</sup> Legislature mandated financial aid set-asides through Sections 56.011 and 56.012 of the *Texas Education Code*. For designated tuition in excess of \$46 per SCH, these provisions currently require a minimum of fifteen percent of resident undergraduate designated tuition and fifteen percent of resident graduate designated tuition be dedicated to providing financial assistance for students.

### COLLECTION AND USE OF DESIGNATED TUITION

Article III, Section 46(a) of Senate Bill 1, 86<sup>th</sup> Legislature, Regular Session, requires a report on the amount of designated tuition collected by an institution, the amounts and purposes for which those collections were expended, and the amount set-aside from designated tuition for resident undergraduate and graduate student assistance under Sections 56.011 and 56.012, *Texas Education Code*. U. T. academic institutions have collected \$1.2 billion of designated tuition for FY 2018 and \$1.3 billion for FY 2019. U. T. health-related institutions have collected \$84 million for FY 2018 and \$88 million for FY 2019. The amounts reported as collected include the non-cash annual financial report adjustments related to statutory exemptions and Texas Tomorrow Fund discounts.

The uses of designated tuition by the U. T. System have been categorized into seven principal areas: (1) Instruction and Academic Support, (2) Operation and Maintenance of Plant, (3) Grants, Scholarships and Financial Aid, (4) Debt Service and Capital Outlay, (5) Research, (6) Institutional Support, and (7) Other Expenses. Summaries for U. T. general academic and health-related institutions along with detailed information for each U. T. institution can be found beginning on page 4.

**Instruction and Academic Support** includes expenditures for salaries, wages, and all other costs related to those engaged in the teaching function (i.e. faculty) including the operating cost of instructional departments. Costs related to those engaged in academic department leadership (e.g. academic deans’ offices) and academic computing support along with library materials, related salaries, and operating costs are also included. For FY 2018 and FY 2019, these expenditures represent about 42.9% and 39.9%, respectively, of the total use of designated tuition by U. T. academic institutions. For U. T. health-related institutions, these expenditures are approximately 49.3% and 50.0% for FY 2018 and FY 2019, respectively.

**Operation and Maintenance of Plant** includes expenditures for the operation and maintenance of the physical plant including all expenditures for operations established to provide services and maintenance related to grounds and facilities. This incorporates such items as plant support services, custodial services, building and grounds maintenance, utilities, fire protection, property insurance, safety and security, and similar items. For FY 2018 and FY 2019, these expenditures represent 9.4% and 9.0%, respectively, of the total use of designated tuition by U. T. academic institutions. For U. T. health-related institutions, these expenditures are approximately 23.0% and 21.9% for FY 2018 and FY 2019, respectively.

**Grants, Scholarships, and Financial Aid** represent expenditures in the form of grants to students resulting from selection by the institution or from an entitlement program. Expenditures of tuition set-asides for resident undergraduates and graduates required by Sections 56.011 and 56.012, *Texas Education Code*, are a component of this category. For U. T. academic institutions, these expenditures represent 23.2% of designated tuition expenditures for FY 2018 and 23.9% for FY 2019, including the value of statutory exemptions and Texas Tomorrow Fund discounts. For U. T. health-related institutions, these expenditures are approximately 12.5% for FY 2018 and 11.8% for FY 2019.

**Debt Service and Capital Outlay** encompass both the principal and interest portion of debt service transfers under the U. T. System Revenue Financing System. Also included are funds used for major repair, rehabilitation, and renovation of existing buildings and facilities, as well as funds to supplement major capital projects. For U. T. academic institutions, these expenditures represent around 7.5% and 8.5% of FY 2018 and FY 2019 designated tuition expenditures, respectively. For U. T. health-related institutions, these expenditures are 3.8% and 3.2% of FY 2018 and FY 2019 totals, respectively.

**Research** includes salaries and wages and other costs associated with institutionally sponsored research activities of faculty. Expenditures within this category represent about 4.0% of total FY 2018 and 5.4% of total FY 2019 designated tuition expenditures for U. T. academic institutions. U. T. health institutions did not report expenditure of designated tuition on research in either FY 2018 or FY 2019.

**Institutional Support** includes central executive-level activities concerned with management and long-range planning for the entire institution. Expenditures within this category represent about 8.1% of total FY 2018 and 8.5% of total FY 2019 designated tuition expenditures for U. T. academic institutions. For U. T. health institutions, institutional support expenditures represent 4.4% and 4.0% of FY 2018 and FY 2019 total expenditures, respectively.

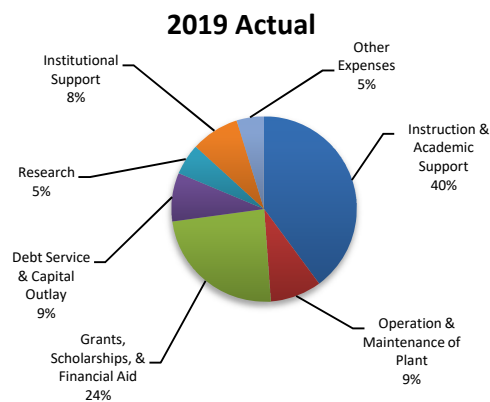
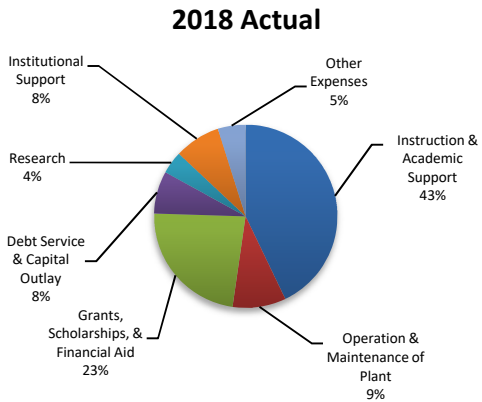
**Other Expenses** include those for administrative activities providing benefit to students such as admissions and registrar functions (i.e. student services), or beneficial to individuals and groups external to the institution (i.e. community or public service), and non-operating expenses not included in another category. Expenditures within this category represent about 4.9 % and 4.8 % of total FY 2018 and FY 2019 designated tuition expenditures for U. T. academic institutions, respectively. Other expenses are 7.0% of FY 2018 and 9.1% of FY 2019 total designated tuition expenditures for U. T. health-related institutions.

**DESIGNATED TUITION COLLECTED  
AND USED - BY INSTITUTION**

Table 1

**The University of Texas System General Academic Institutions**  
**Designated Tuition Collected and Used**  
**For the Years Ended August 31, 2018 and 2019**

	2018 Actual	2019 Actual
Designated Tuition Collected	\$ <u>1,208,251,490</u>	\$ <u>1,301,040,699</u>
Uses:		
Instruction & Academic Support	529,749,961	530,450,358
Operation & Maintenance of Plant	115,768,463	119,761,662
Grants, Scholarships, & Financial Aid	286,431,016	318,720,276
Debt Service & Capital Outlay	92,684,755	112,804,227
Research	49,622,142	72,636,931
Institutional Support	100,430,175	112,746,515
Other Expenses	<u>60,379,151</u>	<u>63,503,967</u>
Total Uses	<u>1,235,065,663</u>	<u>1,330,623,935</u>
Excess (Deficiency) of Collections over Uses	\$ <u><u>(26,814,172)</u></u>	\$ <u><u>(29,583,236)</u></u>
Tuition Set-asides for Resident Undergraduates and Graduates ( <i>Texas Education Code</i> Sections 56.011 & 56.012):		
Grants	\$ 44,651,170	\$ 47,310,008
Scholarships	84,702,620	98,240,392
Work-study Programs	2,526,440	2,480,895
Student Loans	-	-
Student Loan Repayment Assistance	-	-
Total	<u>\$ 131,880,230</u>	<u>\$ 148,031,295</u>

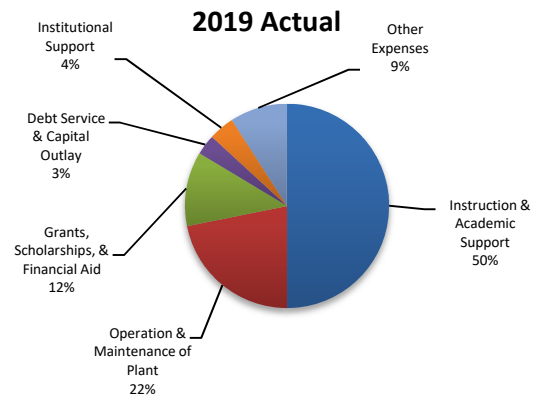
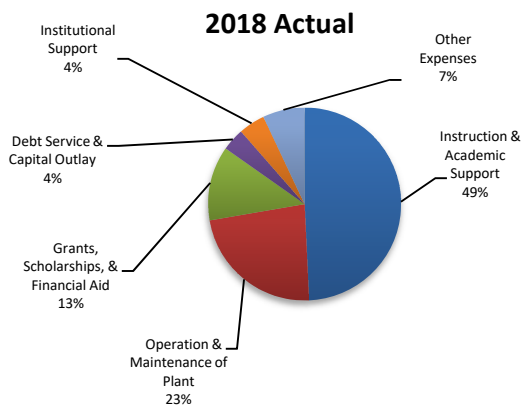


A Glossary of Terms is included as an Appendix.

Table 2

**The University of Texas System Health-Related Institutions**  
**Designated Tuition Collected and Used**  
**For the Years Ended August 31, 2018 and 2019**

	2018 Actual	2019 Actual
Designated Tuition Collected	\$ <u>83,678,545</u>	\$ <u>88,460,697</u>
Uses:		
Instruction & Academic Support	41,068,969	43,576,921
Operation & Maintenance of Plant	19,193,128	19,065,418
Grants, Scholarships, & Financial Aid	10,417,413	10,278,628
Debt Service & Capital Outlay	3,153,169	2,800,274
Research	-	-
Institutional Support	3,692,580	3,539,789
Other Expenses	<u>5,853,068</u>	<u>7,936,833</u>
Total Uses	<u>83,378,328</u>	<u>87,197,863</u>
Excess (Deficiency) of Collections over Uses	\$ <u><u>300,217</u></u>	\$ <u><u>1,262,835</u></u>
Tuition Set-asides for Resident Undergraduates and Graduates ( <i>Texas Education Code</i> Sections 56.011 & 56.012):		
Grants	\$ 11,234	\$ 19,634
Scholarships	8,868,806	8,557,979
Work-study Programs	-	-
Student Loans	-	-
Student Loan Repayment Assistance	-	-
Total	<u>\$ 8,880,040</u>	<u>\$ 8,577,613</u>



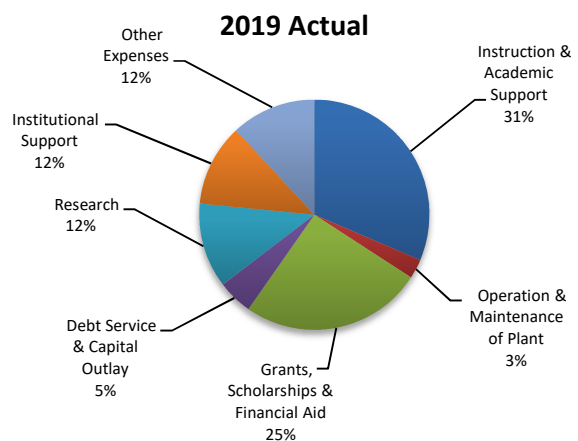
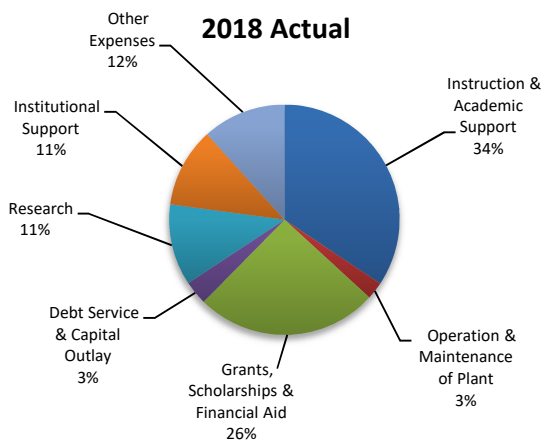
A Glossary of Terms is included as an Appendix.



Table 3

**The University of Texas at Arlington**  
**Designated Tuition Collected and Used**  
**For the Years Ended August 31, 2018 and 2019**

	2018 Actual	2019 Actual
Designated Tuition Collected	\$ <u>196,628,006</u>	\$ <u>216,417,552</u>
Uses:		
Instruction & Academic Support	67,612,056	68,097,817
Operation & Maintenance of Plant	4,771,282	5,820,246
Grants, Scholarships & Financial Aid	50,223,003	55,285,832
Debt Service & Capital Outlay	6,665,559	10,662,827
Research	22,394,495	25,765,068
Institutional Support	21,892,806	25,051,017
Other Expenses	<u>23,068,805</u>	<u>25,734,745</u>
<b>Total Uses</b>	<u><u>196,628,006</u></u>	<u><u>216,417,552</u></u>
Excess (Deficiency) of Collections over Uses	\$ <u><u>-</u></u>	\$ <u><u>-</u></u>
Tuition Set-asides for Resident Undergraduates and Graduates ( <i>Texas Education Code</i> Sections 56.011 & 56.012):		
Grants	\$ -	\$ -
Scholarships	19,335,908	23,748,103
Work-study Programs	-	-
Student Loans	-	-
Student Loan Repayment Assistance	-	-
<b>Total</b>	<u><u>19,335,908</u></u>	<u><u>23,748,103</u></u>

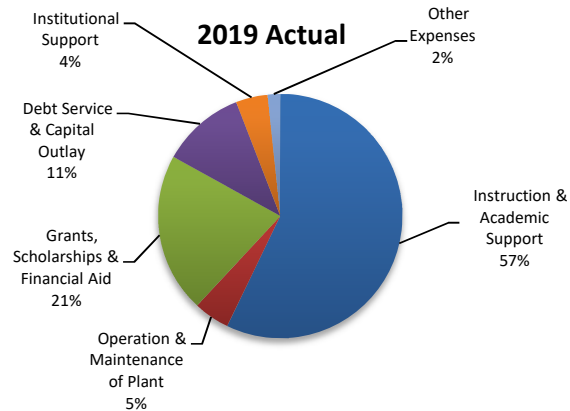
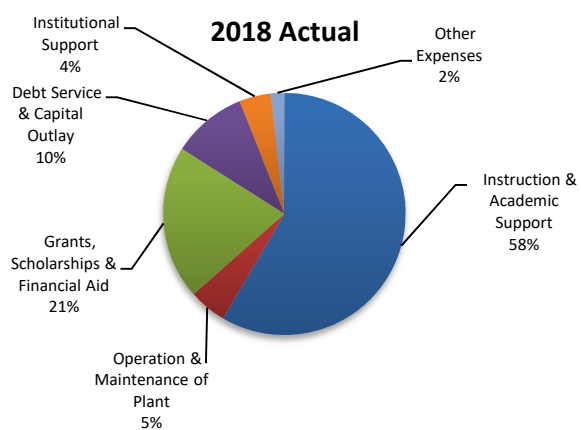


A Glossary of Terms is included as an Appendix.

Table 4

**The University of Texas at Austin**  
**Designated Tuition Collected and Used**  
**For the Years Ended August 31, 2018 and 2019**

	<b>2018 Actual</b>	<b>2019 Actual</b>
Designated Tuition Collected	\$ <u>395,147,568</u>	\$ <u>415,122,298</u>
Uses:		
Instruction & Academic Support	231,046,341	237,293,616
Operation & Maintenance of Plant	19,824,464	19,824,464
Grants, Scholarships & Financial Aid	81,110,301	87,761,176
Debt Service & Capital Outlay	39,398,589	45,848,692
Research	-	-
Institutional Support	16,596,198	17,435,137
Other Expenses	<u>7,171,675</u>	<u>6,959,214</u>
<b>Total Uses</b>	<u><u>395,147,568</u></u>	<u><u>415,122,298</u></u>
 Excess (Deficiency) of Collections over Uses	 \$ <u><u>-</u></u>	 \$ <u><u>-</u></u>
 Tuition Set-asides for Resident Undergraduates and Graduates ( <i>Texas Education Code</i> Sections 56.011 & 56.012):		
Grants	\$ 33,182,316	\$ 34,945,677
Scholarships	19,335,908	23,748,103
Work-study Programs	-	-
Student Loans	-	-
Student Loan Repayment Assistance	-	-
<b>Total</b>	<u><u>\$ 52,518,224</u></u>	<u><u>\$ 58,693,780</u></u>

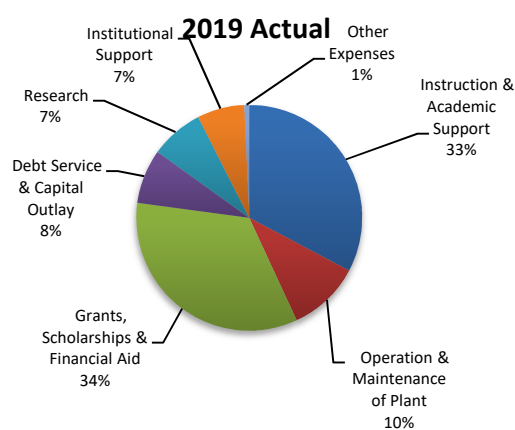
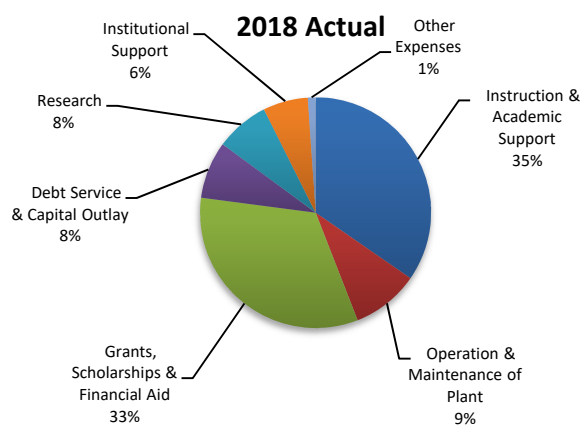


A Glossary of Terms is included as an Appendix.

Table 5

**The University of Texas at Dallas**  
**Designated Tuition Collected and Used**  
**For the Years Ended August 31, 2018 and 2019**

	<b>2018 Actual</b>	<b>2019 Actual</b>
Designated Tuition Collected	\$ <u>221,283,652</u>	\$ <u>241,399,091</u>
<b>Uses:</b>		
Instruction & Academic Support	85,183,002	86,569,031
Operation & Maintenance of Plant	23,216,042	27,361,709
Grants, Scholarships & Financial Aid	81,038,336	89,866,651
Debt Service & Capital Outlay	19,752,201	20,609,611
Research	18,460,721	20,059,550
Institutional Support	15,532,801	17,939,500
Other Expenses	<u>2,649,407</u>	<u>1,889,004</u>
<b>Total Uses</b>	<u><u>245,832,510</u></u>	<u><u>264,295,055</u></u>
 Excess (Deficiency) of Collections over Uses	 \$ <u><u>(24,548,858)</u></u>	 \$ <u><u>(22,895,965)</u></u>
 Tuition Set-asides for Resident Undergraduates and Graduates ( <i>Texas Education Code</i> Sections 56.011 & 56.012):		
Grants	\$ -	\$ -
Scholarships	18,522,364	21,288,767
Work-study Programs	-	-
Student Loans	-	-
Student Loan Repayment Assistance	-	-
<b>Total</b>	<u><u>18,522,364</u></u>	<u><u>21,288,767</u></u>

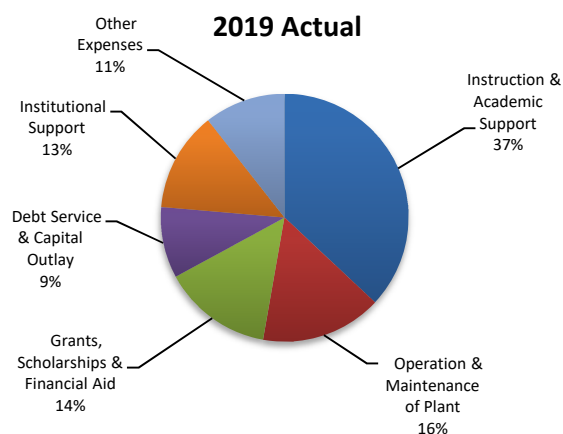
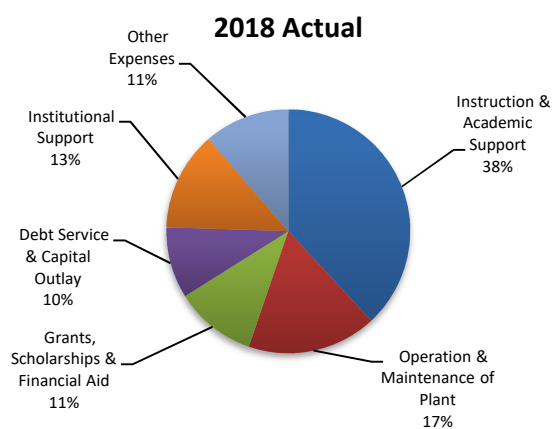


A Glossary of Terms is included as an Appendix.

Table 6

**The University of Texas at El Paso**  
**Designated Tuition Collected and Used**  
**For the Years Ended August 31, 2018 and 2019**

	<b>2018 Actual</b>	<b>2019 Actual</b>
Designated Tuition Collected	\$ <u>87,847,595</u>	\$ <u>99,097,018</u>
<b>Uses:</b>		
Instruction & Academic Support	32,465,120	37,178,513
Operation & Maintenance of Plant	14,645,851	15,884,570
Grants, Scholarships & Financial Aid	9,233,795	14,397,338
Debt Service & Capital Outlay	8,032,646	9,337,956
Research	-	-
Institutional Support	11,190,301	13,110,216
Other Expenses	<u>9,689,340</u>	<u>10,643,528</u>
<b>Total Uses</b>	<u><u>85,257,052</u></u>	<u><u>100,552,121</u></u>
 Excess (Deficiency) of Collections over Uses	 \$ <u><u>2,590,543</u></u>	 \$ <u><u>(1,455,103)</u></u>
 <b>Tuition Set-asides for Resident Undergraduates and Graduates (Texas Education Code Sections 56.011 &amp; 56.012):</b>		
Grants	\$ -	\$ -
Scholarships	7,893,243	9,369,180
Work-study Programs	500,000	700,000
Student Loans	-	-
Student Loan Repayment Assistance	-	-
<b>Total</b>	<u><u>8,393,243</u></u>	<u><u>10,069,180</u></u>

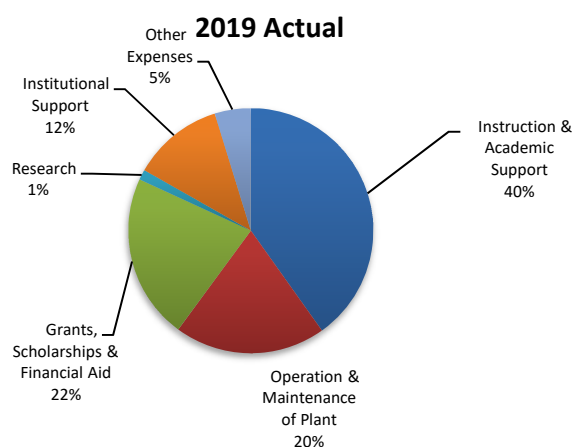
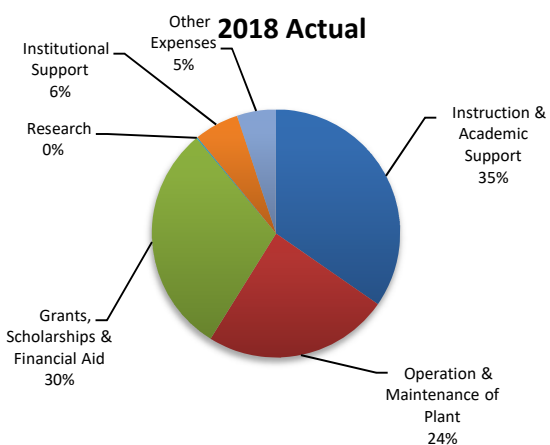


A Glossary of Terms is included as an Appendix.

Table 7

**The University of Texas Permian Basin  
Designated Tuition Collected and Used  
For the Years Ended August 31, 2018 and 2019**

	<b>2018 Actual</b>	<b>2019 Actual</b>
Designated Tuition Collected	\$ <u>17,106,026</u>	\$ <u>18,109,977</u>
<b>Uses:</b>		
Instruction & Academic Support	5,718,906	6,145,805
Operation & Maintenance of Plant	3,988,618	3,050,345
Grants, Scholarships & Financial Aid	4,956,512	3,334,066
Debt Service & Capital Outlay	-	-
Research	28,346	207,802
Institutional Support	957,858	1,838,887
Other Expenses	<u>840,656</u>	<u>731,806</u>
<b>Total Uses</b>	<u><u>16,490,896</u></u>	<u><u>15,308,711</u></u>
 Excess (Deficiency) of Collections over Uses	 \$ <u><u>615,130</u></u>	 \$ <u><u>2,801,266</u></u>
 <b>Tuition Set-asides for Resident Undergraduates and Graduates (Texas Education Code Sections 56.011 &amp; 56.012):</b>		
Grants	\$ -	\$ -
Scholarships	2,582,135	2,897,533
Work-study Programs	-	-
Student Loans	-	-
Student Loan Repayment Assistance	-	-
<b>Total</b>	<u><u>2,582,135</u></u>	<u><u>2,897,533</u></u>

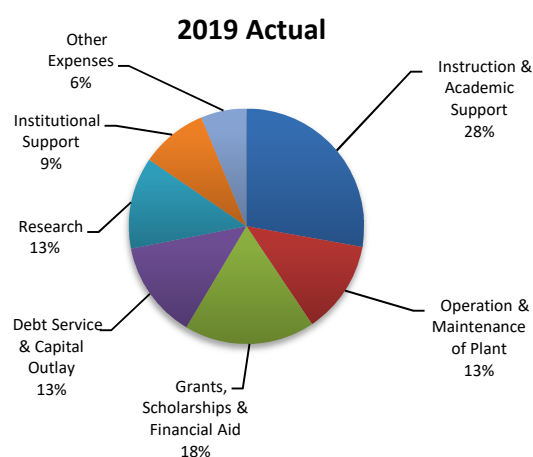
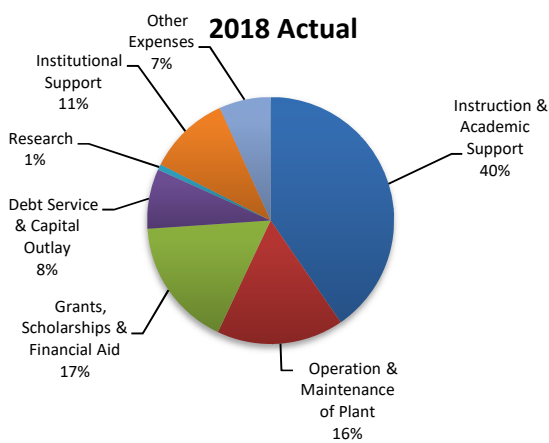


A Glossary of Terms is included as an Appendix.

Table 8

**The University of Texas Rio Grande Valley**  
**Designated Tuition Collected and Used**  
**For the Years Ended August 31, 2018 and 2019**

	<b>2018 Actual</b>	<b>2019 Actual</b>
Designated Tuition Collected	\$ <u>122,132,858</u>	\$ <u>132,272,609</u>
<b>Uses:</b>		
Instruction & Academic Support	52,792,644	39,525,369
Operation & Maintenance of Plant	21,702,105	18,194,106
Grants, Scholarships & Financial Aid	22,102,312	25,491,627
Debt Service & Capital Outlay	10,203,301	19,014,351
Research	941,345	17,900,710
Institutional Support	14,071,457	13,072,289
Other Expenses	<u>8,831,984</u>	<u>8,884,654</u>
<b>Total Uses</b>	<u><u>130,645,147</u></u>	<u><u>142,083,106</u></u>
 Excess (Deficiency) of Collections over Uses	 \$ <u><u>(8,512,290)</u></u>	 \$ <u><u>(9,810,498)</u></u>
 <b>Tuition Set-asides for Resident Undergraduates and Graduates (Texas Education Code Sections 56.011 &amp; 56.012):</b>		
Grants	\$ 11,468,854	\$ 12,364,331
Scholarships	987,695	178,379
Work-study Programs	601,440	355,895
Student Loans	-	-
Student Loan Repayment Assistance	-	-
<b>Total</b>	<u><u>13,057,989</u></u>	<u><u>12,898,605</u></u>

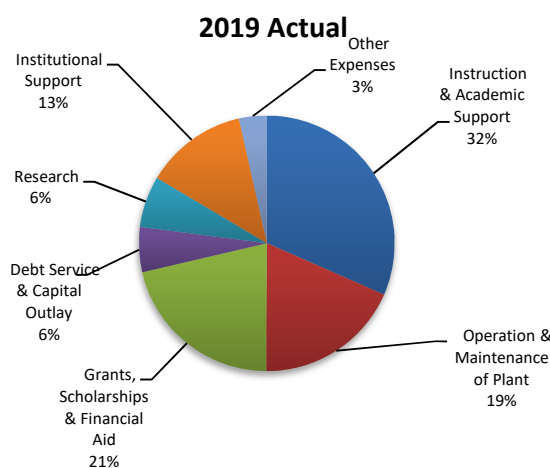
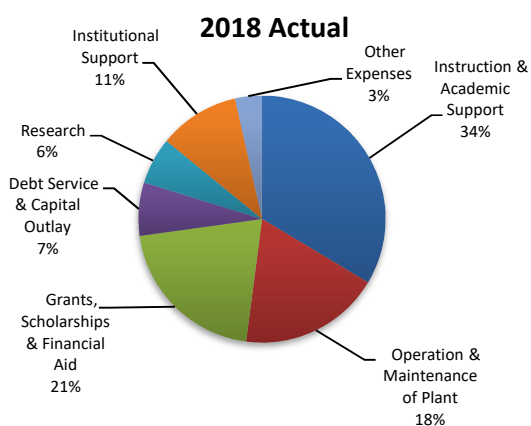


A Glossary of Terms is included as an Appendix.

Table 9

**The University of Texas at San Antonio**  
**Designated Tuition Collected and Used**  
**For the Years Ended August 31, 2018 and 2019**

	<b>2018 Actual</b>	<b>2019 Actual</b>
Designated Tuition Collected	\$ <u>126,767,181</u>	\$ <u>134,031,959</u>
<b>Uses:</b>		
Instruction & Academic Support	41,594,855	40,910,000
Operation & Maintenance of Plant	22,885,669	23,961,122
Grants, Scholarships & Financial Aid	25,744,486	27,543,894
Debt Service & Capital Outlay	8,632,459	7,330,790
Research	7,576,753	8,403,988
Institutional Support	13,103,025	16,811,654
Other Expenses	<u>4,371,780</u>	<u>4,532,699</u>
<b>Total Uses</b>	<u><u>123,909,027</u></u>	<u><u>129,494,147</u></u>
 Excess (Deficiency) of Collections over Uses	 \$ <u><u>2,858,154</u></u>	 \$ <u><u>4,537,812</u></u>
 <b>Tuition Set-asides for Resident Undergraduates and Graduates (Texas Education Code Sections 56.011 &amp; 56.012):</b>		
Grants	\$ -	\$ -
Scholarships	12,031,252	12,775,505
Work-study Programs	1,425,000	1,425,000
Student Loans	-	-
Student Loan Repayment Assistance	-	-
<b>Total</b>	<u><u>13,456,252</u></u>	<u><u>14,200,505</u></u>

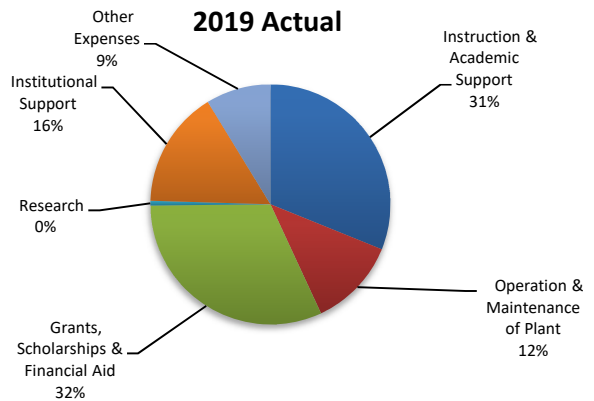
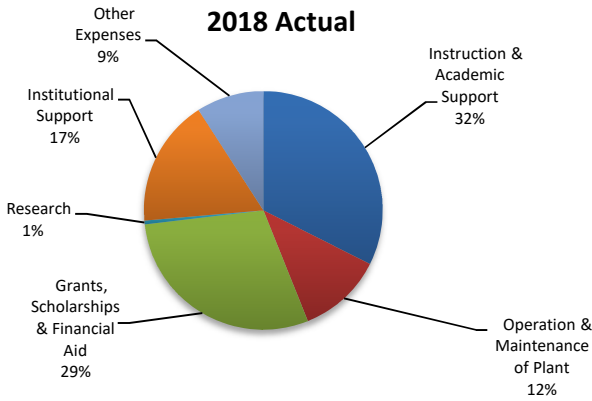


A Glossary of Terms is included as an Appendix.

The University of Texas at Tyler

Designated Tuition Collected and Used  
For the Years Ended August 31, 2018 and 2019

	2018 Actual	2019 Actual
Designated Tuition Collected	\$ 41,338,605	\$ 44,590,196
Uses:		
Instruction & Academic Support	13,337,039	14,730,207
Operation & Maintenance of Plant	4,734,432	5,665,100
Grants, Scholarships & Financial Aid	12,022,272	15,039,692
Debt Service & Capital Outlay	-	-
Research	220,482	299,813
Institutional Support	7,085,729	7,487,815
Other Expenses	3,755,505	4,128,318
Total Uses	<u>41,155,457</u>	<u>47,350,944</u>
Excess (Deficiency) of Collections over Uses	<u>\$ 183,148</u>	<u>\$ (2,760,749)</u>
Tuition Set-asides for Resident Undergraduates and Graduates (Texas Education Code Sections 56.011 & 56.012):		
Grants	\$ -	\$ -
Scholarships	4,014,115	4,234,821
Work-study Programs	-	-
Student Loans	-	-
Student Loan Repayment Assistance	-	-
Total	<u>\$ 4,014,115</u>	<u>\$ 4,234,821</u>



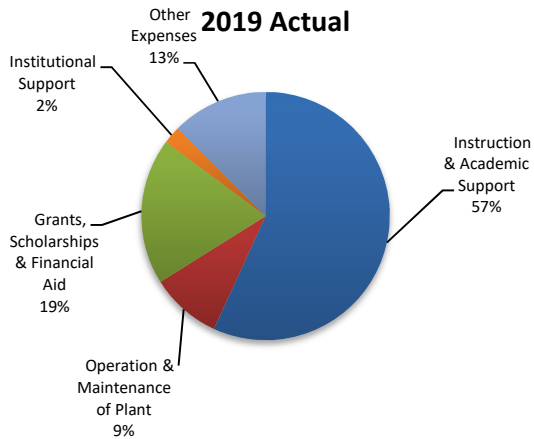
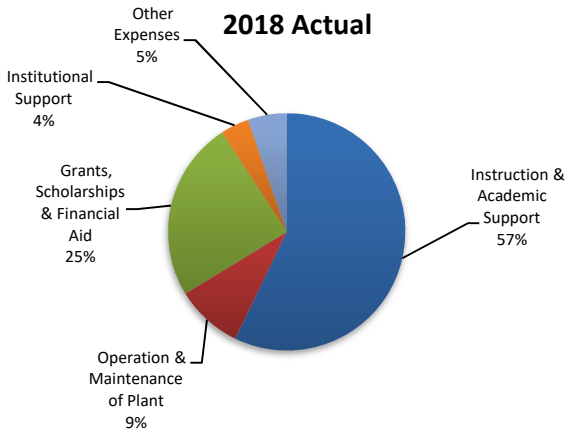
A Glossary of Terms is included as an Appendix.



**The University of Texas Southwestern Medical Center**

**Designated Tuition Collected and Used  
For the Years Ended August 31, 2018 and 2019**

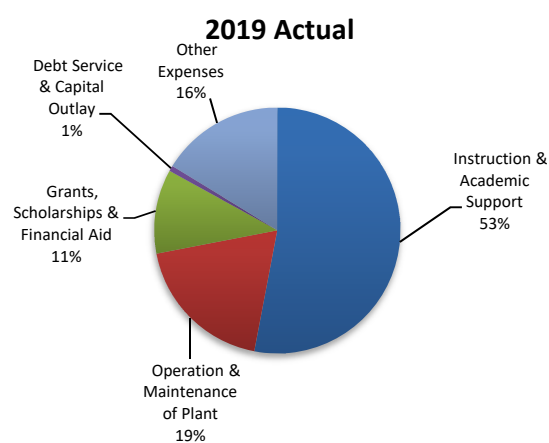
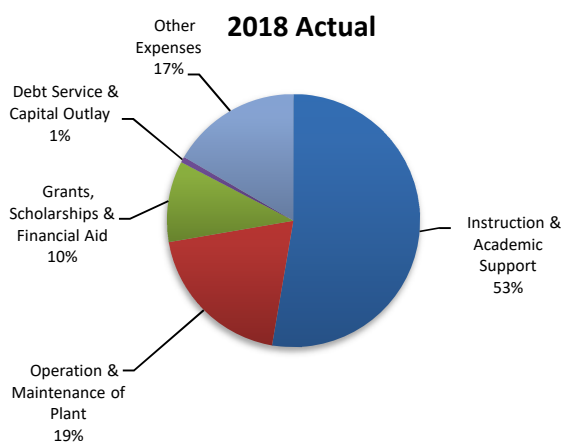
	2018 Actual	2019 Actual
Designated Tuition Collected	\$ <u>16,960,062</u>	\$ <u>17,130,285</u>
Uses:		
Instruction & Academic Support	9,692,146	9,738,974
Operation & Maintenance of Plant	1,552,758	1,583,813
Grants, Scholarships & Financial Aid	4,155,794	3,260,446
Debt Service & Capital Outlay	-	-
Research	-	-
Institutional Support	661,549	402,996
Other Expenses	897,815	2,144,055
<b>Total Uses</b>	<u><u>16,960,062</u></u>	<u><u>17,130,285</u></u>
Excess (Deficiency) of Collections over Uses	\$ <u><u>-</u></u>	\$ <u><u>-</u></u>
Tuition Set-asides for Resident Undergraduates and Graduates ( <i>Texas Education Code</i> Sections 56.011 & 56.012):		
Grants	\$ -	\$ -
Scholarships	2,494,022	1,607,856
Work-study Programs	-	-
Student Loans	-	-
Student Loan Repayment Assistance	-	-
<b>Total</b>	<u><u>2,494,022</u></u>	<u><u>1,607,856</u></u>



A Glossary of Terms is included as an Appendix.

**The University of Texas Medical Branch at Galveston**  
**Designated Tuition Collected and Used**  
**For the Years Ended August 31, 2018 and 2019**

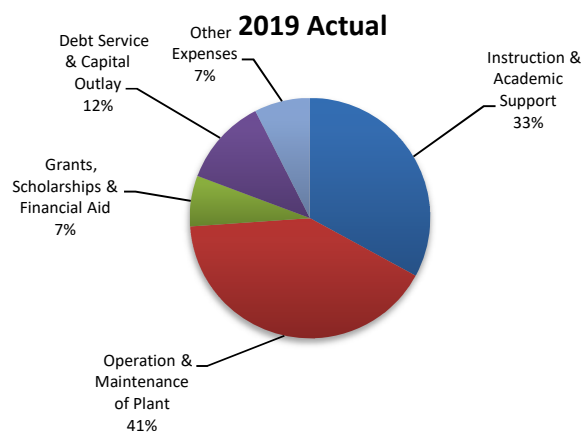
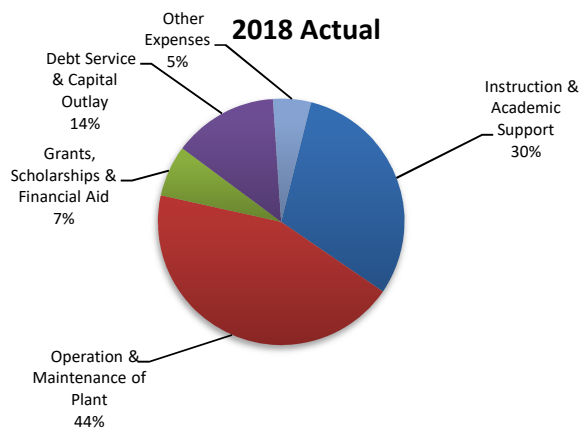
	<b>2018 Actual</b>	<b>2019 Actual</b>
Designated Tuition Collected	\$ <u>21,982,950</u>	\$ <u>24,313,441</u>
Uses:		
Instruction & Academic Support	11,590,610	12,882,525
Operation & Maintenance of Plant	4,300,893	4,618,719
Grants, Scholarships & Financial Aid	2,276,661	2,696,228
Debt Service & Capital Outlay	157,938	170,516
Research	-	-
Institutional Support	-	-
Other Expenses	<u>3,656,848</u>	<u>3,945,454</u>
Total Uses	<u>21,982,950</u>	<u>24,313,441</u>
Excess (Deficiency) of Collections over Uses	\$ <u><u>-</u></u>	\$ <u><u>-</u></u>
Tuition Set-asides for Resident Undergraduates and Graduates ( <i>Texas Education Code</i> Sections 56.011 & 56.012):		
Grants	\$ -	\$ -
Scholarships	1,870,514	1,840,810
Work-study Programs	-	-
Student Loans	-	-
Student Loan Repayment Assistance	<u>-</u>	<u>-</u>
Total	<u><u>1,870,514</u></u>	<u><u>1,840,810</u></u>



A Glossary of Terms is included as an Appendix.

**The University of Texas Health Science Center at Houston**  
**Designated Tuition Collected and Used**  
**For the Years Ended August 31, 2018 and 2019**

	<b>2018 Actual</b>	<b>2019 Actual</b>
Designated Tuition Collected	\$ <u>22,067,233</u>	\$ <u>23,564,404</u>
<b>Uses:</b>		
Instruction & Academic Support	6,692,431	7,345,300
Operation & Maintenance of Plant	9,577,568	9,134,048
Grants, Scholarships & Financial Aid	1,468,800	1,521,505
Debt Service & Capital Outlay	2,995,232	2,629,759
Research	-	-
Institutional Support	-	-
Other Expenses	<u>1,090,352</u>	<u>1,671,925</u>
<b>Total Uses</b>	<u><u>21,824,382</u></u>	<u><u>22,302,537</u></u>
 Excess (Deficiency) of Collections over Uses	 \$ <u><u>242,851</u></u>	 \$ <u><u>1,261,868</u></u>
 <b>Tuition Set-asides for Resident Undergraduates and Graduates (Texas Education Code Sections 56.011 &amp; 56.012):</b>		
Grants	\$ -	\$ -
Scholarships	2,006,391	2,332,263
Work-study Programs	-	-
Student Loans	-	-
Student Loan Repayment Assistance	-	-
<b>Total</b>	<u><u>2,006,391</u></u>	<u><u>2,332,263</u></u>

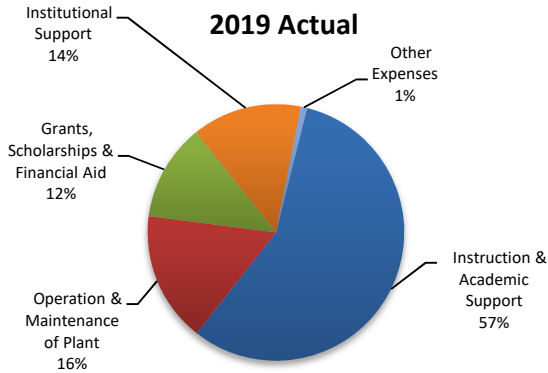
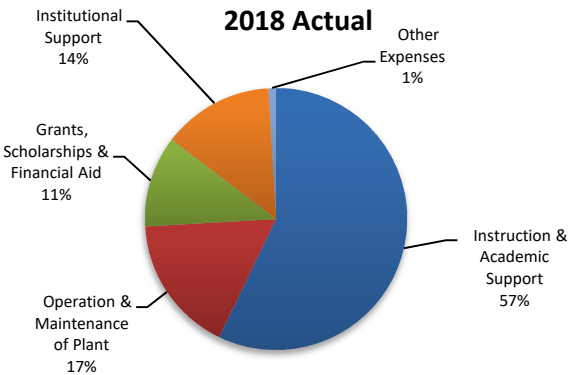


A Glossary of Terms is included as an Appendix.

**The University of Texas Health Science Center at San Antonio**

**Designated Tuition Collected and Used  
For the Years Ended August 31, 2018 and 2019**

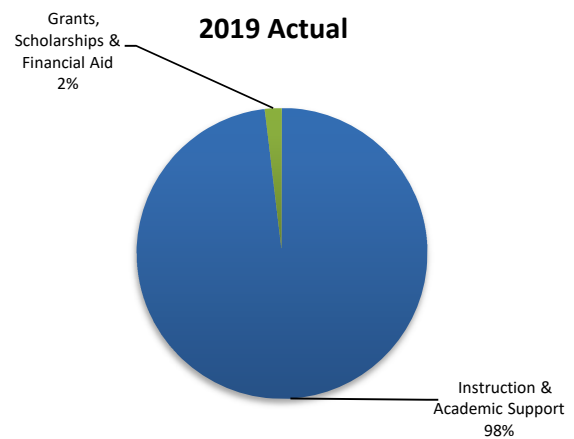
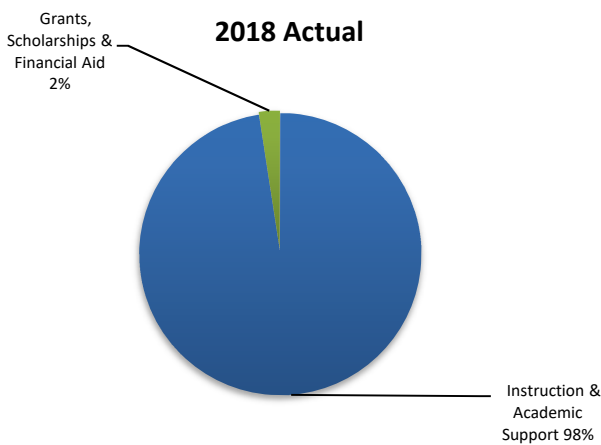
	2018 Actual	2019 Actual
Designated Tuition Collected	\$ <u>22,158,922</u>	\$ <u>22,694,013</u>
Uses:		
Instruction & Academic Support	12,660,049	12,875,932
Operation & Maintenance of Plant	3,761,909	3,728,838
Grants, Scholarships & Financial Aid	2,497,880	2,777,051
Debt Service & Capital Outlay	-	-
Research	-	-
Institutional Support	3,031,031	3,136,793
Other Expenses	<u>208,053</u>	<u>175,399</u>
Total Uses	<u>22,158,922</u>	<u>22,694,013</u>
Excess (Deficiency) of Collections over Uses	\$ <u><u>-</u></u>	\$ <u><u>-</u></u>
Tuition Set-asides for Resident Undergraduates and Graduates ( <i>Texas Education Code</i> Sections 56.011 & 56.012):		
Grants	\$ -	\$ -
Scholarships	2,497,880	2,777,051
Work-study Programs	-	-
Student Loans	-	-
Student Loan Repayment Assistance	-	-
Total	<u>2,497,880</u>	<u>2,777,051</u>



A Glossary of Terms is included as an Appendix.

**The University of Texas M. D. Anderson Cancer Center**  
**Designated Tuition Collected and Used**  
**For the Years Ended August 31, 2018 and 2019**

	2018 Actual	2019 Actual
Designated Tuition Collected	\$ <u>412,439</u>	\$ <u>623,388</u>
Uses:		
Instruction & Academic Support	346,425	610,648
Operation & Maintenance of Plant	-	-
Grants, Scholarships & Financial Aid	8,648	11,773
Debt Service & Capital Outlay	-	-
Research	-	-
Institutional Support	-	-
Other Expenses	-	-
Total Uses	<u>355,073</u>	<u>622,421</u>
Excess (Deficiency) of Collections over Uses	<u>\$ 57,366</u>	<u>\$ 967</u>
Tuition Set-asides for Resident Undergraduates and Graduates ( <i>Texas Education Code</i> Sections 56.011 & 56.012):		
Grants	\$ 1,604	\$ 8,010
Scholarships	-	-
Work-study Programs	-	-
Student Loans	-	-
Student Loan Repayment Assistance	-	-
Total	<u>\$ 1,604</u>	<u>\$ 8,010</u>

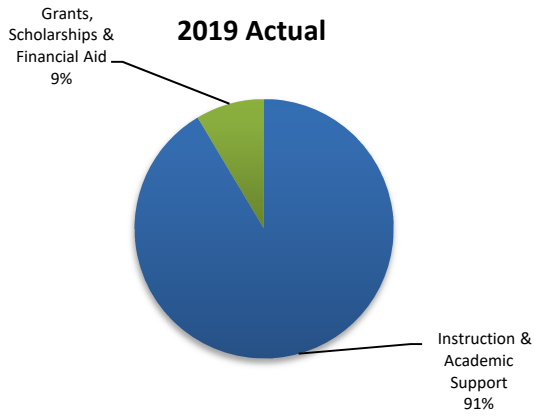
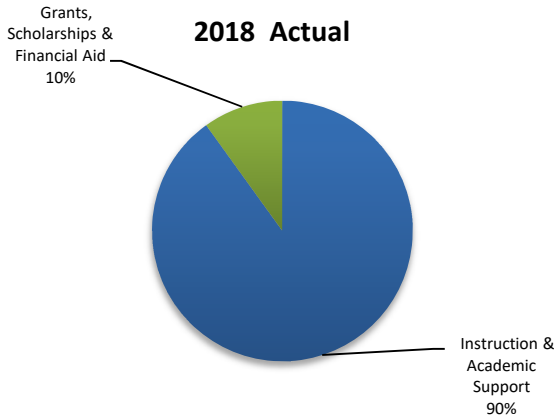


A Glossary of Terms is included as an Appendix.

**The University of Texas Health Science Center at Tyler**

**Designated Tuition Collected and Used  
For the Years Ended August 31, 2018 and 2019**

	2018 Actual	2019 Actual
Designated Tuition Collected	\$ <u>96,938</u>	\$ <u>135,166</u>
Uses:		
Instruction & Academic Support	87,308	123,542
Operation & Maintenance of Plant	-	-
Grants, Scholarships & Financial Aid	9,630	11,624
Debt Service & Capital Outlay	-	-
Research	-	-
Institutional Support	-	-
Other Expenses	-	-
Total Uses	<u>96,938</u>	<u>135,166</u>
Excess (Deficiency) of Collections over Uses	<u>\$ -</u>	<u>\$ -</u>
Tuition Set-asides for Resident Undergraduates and Graduates ( <i>Texas Education Code</i> Sections 56.011 & 56.012):		
Grants	\$ 9,630	\$ 11,624
Scholarships	-	-
Work-study Programs	-	-
Student Loans	-	-
Student Loan Repayment Assistance	-	-
Total	<u>\$ 9,630</u>	<u>\$ 11,624</u>



A Glossary of Terms is included as an Appendix.

# APPENDIX - GLOSSARY OF TERMS

## GLOSSARY OF TERMS

**Designated Tuition Collected:** Represents all tuition collected under Section 54.0513, *Texas Education Code*. This includes tuition above and below the prior law's statutory cap of \$46 per semester credit hour and includes mandatory set-asides required by Sections 56.011 and 56.012, *Texas Education Code*. Revenue recognized related to statutory exemptions and Texas Tomorrow Fund discounts in the institutions' annual financial reports is included even though no cash is received.

**Instruction and Academic Support:** Expenditures for salaries, wages, and all other costs related to those engaged in the teaching function and academic department leadership (e.g. academic deans' offices). Elements include teaching equipment, the salaries of faculty, teaching assistants, lecturers, and the operating cost of instructional departments. Library materials, related salaries, and operating costs are also included as are costs associated with academic computing support.

**Operation and Maintenance of Plant:** Expenditures for the operation and maintenance of the physical plant including all expenditures for operations established to provide services and maintenance related to grounds and facilities. Also included is fire protection, property insurance, and similar items. Specifically included are salaries, wages, supplies, materials, and other expenses necessary to keep each building in good repair and usable condition. Also includes utilities and expenses necessary to keep the buildings in a clean and sanitary condition, provide upkeep of all lands designated as campus property (improved and unimproved) not occupied by actual buildings.

**Grants, Scholarships and Financial Aid:** Expenditures for grants, scholarships, and financial aid in the form of grants to students resulting from selection by the institution or from an entitlement program. Expenditures of Tuition Set-Asides for Resident Undergraduates and Graduates required by Sections 56.011 and 56.012, *Texas Education Code*, are a component of this category. Tuition exemptions recognized for the institutions' annual financial reports are also included.

**Debt Service and Capital Outlay:** Reflects debt service activity including both the principal and interest portions of mandatory debt service transfers under the U. T. System Revenue Financing System. Also included are funds used for major repair, rehabilitation, and renovation of existing buildings and facilities, as well as funds to supplement major capital projects.

**Institutional Support:** Includes expenditures for salaries and wages and other costs associated with central executive-level activities concerned with management and long-range planning for the entire institution.

**Research:** Includes expenditures for salaries and wages and other costs associated with the support of research conducted by faculty members.

**Other Expenses:** Includes expenditures for non-instructional services beneficial to individuals and groups external to the institution (i.e. community or public service), salaries and wages and other costs associated with the support of research conducted by faculty members, and non-operating expenses not directly associated with the primary missions of U. T. System institutions and not included in another category. Expenditures for administrative activities providing benefit to students such as admissions and registrar functions (i.e. student services). Similarly, this category also may include student activities and organizations, counseling and career guidance, and student aid administration. Although discouraged by U. T. System, any expenditure for auxiliary activities not related to student services would be included in this category.

***Tuition Set-Asides for Resident Undergraduates and Graduates:*** Includes amounts required to be set aside from Designated Tuition Collected for resident undergraduate and graduate assistance under Sections 56.011 and 56.102, *Texas Education Code*.